

# DURACELL®



KATALOG 2019/2020

# LANGLEBIGKEIT, POWER, INNOVATION


**Die neue Kraft auf Europas Straßen.** Duracell – dieser Name steht für unvergleichliche Langlebigkeit, volle Power in extremen Situationen und kontinuierliche Weiterentwicklung der Produkte. Moderne Fahrzeuge verlangen heutzutage einer Starterbatterie alles ab. Duracell Batterien sind dafür gemacht, Tag für Tag die volle Leistung und

verlässliche Startsicherheit zu bringen. Die Produktpalette reicht von der „Starter“ – dem Einstieg in die Markenwelt von Duracell über die „Advanced“, den AGM- und EFB-Spezialisten „Extreme“ für Start-Stopp-Fahrzeuge bis hin zum Schwerstarbeiter „Professional“ für Trucks, Busse und Landmaschinen.

## LONG LIFE, POWER, INNOVATION

**The new force on Europe's streets.** Duracell – this name stands for ultimate durability and life, maximum power in extreme situations and continuous further product development. Modern vehicles now make massive demands on starter batteries. Duracell Batteries are constructed, to deliver maximum performance and reliable starting

every single day, and in all conditions. The product range from the ‚Starter‘ – the entry into the Duracell brand, and continue through the ‚Advanced‘, the AGM and EFB-Extreme types for start-stop applications, up to the ultimate hard working ‚Professional‘ for trucks, buses and agricultural vehicles.







# DURACELL STARTER

## QUALITÄT & ZUVERLÄSSIGKEIT

**Der Einstieg in die hochqualitative Markenwelt von Duracell.** Die modernst ausgestattete Duracell Starter punktet mit einem optimalen Preis-Leistungsverhältnis und ist die erste Wahl für Kunden, die optimale Performance zum Superpreis wünschen. Denn Duracell Starter lässt keine Wünsche offen: Verlässliche Kraft bei jedem Kaltstart, absolute Wartungsfreiheit dank moderner Vollcalcium-Technologie und höchste Sicherheit.

Dafür sorgt der 4-Kammern Auslaufschutz. Kein Auslaufen von Batteriesäure bei Rüttelbelastung, optimierte Betriebssicherheit durch Zentralentgasung und eingeschweißte, unverlierbare Rückzündschutzfritte. Transparente Produktauszeichnung mit UK-Nummer und EN/SAE-Kaltstartstrom und 12 Batterietypen 44Ah bis 95Ah sind weitere Beweise für die universellen Einsatzmöglichkeiten dieser hochwertigen Batterie.

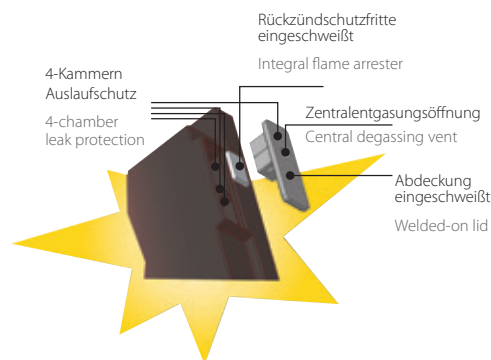
## QUALITY & RELIABILITY

**The gateway to the top quality world of the Duracell brand.** The Duracell Starter, which is equipped according to the latest standards, is the ideal first choice for customers seeking optimum performance at a super price. The Duracell Starter fulfils this wish to perfection, as it offers a combination of reliable power for every cold start, zero-maintenance due to modern full calcium technology, and maximum safety. The latter is ensured

by 4-chamber leak protection, which prevents vibration-related, battery acid escapes, together with a central venting system and a welded-in, captive flame arrester. Clear product coding with UK numbering and EN/SAE cold cranking values, as well as a range of 12 battery types from 44Ah to 95Ah, also demonstrate the universal suitability of this high value battery.

**Bewährte Sicherheit.  
Der 4K-Auslaufschutz:**

**Proven safety.  
4-chamber leak protection**







## DURACELL STARTER

Verlässliches Kaltstartverhalten

Sicherheit und Auslaufschutz durch 4-Kammern-Flachdeckel mit integriertem Rückzündschutz

Absolut wartungsfrei dank moderner Calcium-Technologie

12 Batterietypen von 44Ah bis 95Ah

Produktkennzeichnung mit UK-Nr. und EN/SAE Kaltstartstrom

Optimales Preis-Leistungs-Verhältnis

Reliable starting power

Safety and leak protection due to a four-chamber flat lid with integrated arrester

Zero-maintenance owing to modern calcium technology

12 battery models from 44Ah to 95Ah

Product coding with UK number and EN/SAE cold crank power

Optimum price-performance ratio

# DURACELL ADVANCED

## MEHR POWER & LEBENSDAUER

**Maximale Startkraft und Bordpower.** Die Duracell Advanced ist der Inbegriff der Markenqualität von Duracell Automotive! Die Energiespender erfüllen die strengen Vorgaben der führenden Automobilbauer – also die ideale Batterie für den modernen PKW. Das Bordkraftwerk vereint Voll-Calcium Technologie für mehr Startkraft mit größtmöglicher Sicherheit durch den Double-Lid Auslaufschutz. Dieser Batteriedeckel sorgt für absolute Auslaufsicherheit bei hohen

Neigungswinkeln oder Überschlag, verbesserte Absicherung gegen Rückzündung, ESD Schutz gegen elektrostatische Entladung und verfügt über eine beidseitig montierbare Gasableitung. Ideal für moderne SUV. Duracell Advanced punktet dazu mit optimierten Kaltstartwerten, mit robustem Zyklenverhalten und ist absolut wartungsfrei. 28 Batterietypen passen für fast alle europäischen und asiatischen Fahrzeuge.

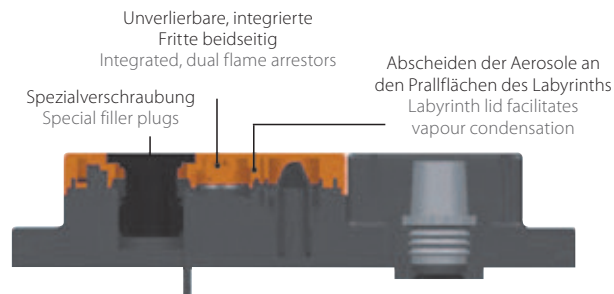
## MORE POWER & LONGER LIFE

**Maximum power for starting and vehicle systems.** The Duracell Advanced is the embodiment of Duracell Automotive brand quality! This power pack meets the highest demands of leading vehicle manufacturers and is therefore the ideal battery for the modern car. Its design combines full calcium technology for increased starting power with the greatest possible safety. This is provided by a double lid, which prevents acid leaks even if


the battery is tipped up or rolled over, and combines improved safeguards against gas ignition and electrostatic discharge with dual option gas venting. The Duracell Advanced is ideal for modern SUVs and offers optimised cold cranking values, robust cyclic behaviour and zero-maintenance. 28 battery types also ensure suitability for virtually all European and Asian makes.

### Double Lid – Der Hochsicherheitsdeckel der Duracell Advanced

**Double Lid – The first class  
safety lid of the Duracell  
Advanced**







## DURACELL ADVANCED

Optimierte Kaltstartwerte, maximale Startkraft  
 Voll-Calcium-Technologie – absolut wartungsfrei  
 Unterstützt hohe Bordnetzströme dank robustem Zyklenverhalten  
 Höchste Auslauf-, Rückzünd- und ESD-Sicherheit  
 Vibrationssicher dank Bodenverklebung der Elektroden  
 28 Batterietypen von 40Ah bis 110Ah  
 Produktkennzeichnung mit UK-Nummer & EN/SAE-Kaltstartstrom

\* ESD = ElectroStatic Discharge, elektrostatische Entladungen sind durch große Potentialdifferenzen entstehende Spannungsdurchschläge. Diese Durchschläge (eventuell als Funken sichtbar) bewirken einen kurzen, hohen elektrischen Strom und können zur Zündung von entzündlichen Stoffen führen. Genau dies verhindert ganz sicher der ESD-Stopfen.

Improved cold crank characteristics, maximum starting power  
 Zero maintenance owing to modern calcium technology  
 Offers high on-board power due to robust cyclic behaviour  
 Maximum leak and gas ignition protection, superior ESD-safety  
 Vibration resistant due to the bonding of the plates to the battery floor  
 28 battery types from 40Ah to 110Ah  
 Product coding with UK number and EN/SAE cold crank power

\* ESD = electrostatic discharges are disruptive voltage breakdowns caused by major potential differences. These discharges (sometimes visible due to sparks) create brief, electrical current surges and can lead to the ignition of flammable material. It is precisely this danger that the ESD plugs prevent with absolute safety.



# DURACELL EXTREME

## DIE START-STOPP-SPEZIALISTEN

**EFB- und AGM-Technik für Start-Stopp-Fahrzeuge.** Die Duracell Extreme ist für den Einsatz in umweltfreundlichen Fahrzeugen mit Motor-Start-Stopp-Funktion konzipiert. Die EFB (Enhanced Flooded Battery) kommt vorwiegend bei Mittelklasse-PKW, Kleinwagen und Start-Stopp-Systemen mit hohem Energiebedarf zum Einsatz. Die AGM (Absorbent Glass Mat)

wird vor allem bei Mittel- und Oberklassefahrzeugen mit Start-Stopp-Systemen und höchstem Energiebedarf mit Bremsenergierückgewinnung (Rekuperation) eingesetzt. Die Duracell Extreme Premiumprodukte erfüllen die Vorgaben der führenden Automobilhersteller und sind mit insgesamt sieben Typen von 60Ah bis 105Ah die erste Wahl für spritsparende PKW.

## THE START-STOP SPECIALISTS

**EFB and AGM Technology for stop-start vehicles.** The Duracell Extreme is designed for use in environment-friendly vehicles fitted with a stop-start function. The enhanced flooded battery (EFB) is employed primarily in medium-sized and small cars, and for stop-start systems requiring a high energy input.

The absorbent glass mat (AGM) battery is installed mainly in medium-sized and luxury class vehicles requiring maximum power and fitted with stop-start systems and brake energy recuperation. Duracell Extreme premium products meet the demands of leading car manufacturers and with a range of seven types from 60Ah to 105Ah, are the first choice for fuel-efficient cars.

**Duracell Extreme – die modernen Kraftwerke für Start/Stop-Fahrzeuge**  
**Duracell Extreme – the modern power pack for stop-start vehicles**



**3-fache Langlebigkeit,  
3-fache Zyklenfestigkeit**

**3x durability &  
cycle-resistance**



**2-fache Zyklen-  
lebensdauer**

**2x durability &  
cycle-resistance**





## DURACELL EXTREME EFB

Zyklenfeste Starterbatterie – 3 Typen mit 60/70/80Ah  
 2-fache Zyklenfestigkeit im Vergleich zu Starterbatterien  
 Vlies-Auflage am Separator und spezielle Rezeptur der Aktivmasse  
 Double-Lid Deckel sorgt für maximale Auslauf- und Betriebssicherheit  
 Hohe Rüttelfestigkeit V3 gemäß EN 50342-1:2016  
 Absolut wartungsfrei dank Voll-Calcium-Technologie  
 Produktkennzeichnung mit UK-Nummer & EN/SAE-Kaltstartstrom

Cycle-resistant starter battery – 3 types with 60/70/80Ah  
 Twice the cycle resistance of standard batteries  
 Nonwoven cover on the separator and special active mass composition  
 Double lid for maximum leak protection and operational safety  
 Top V3 vibration resistance rating pursuant to EN 50342-1:2016  
 Zero maintenance owing to modern calcium technology  
 Product coding with UK number and EN/SAE cold crank power

## DURACELL EXTREME AGM

Ventilregulierte Vliesbatterie – 4 Typen mit 70/80/92/105Ah  
 3-fache Zyklenfestigkeit im Vergleich zu Starterbatterien  
 Auslaufsicher dank im Glasvlies gebundenem Elektrolyt (Absorbent Glass Mat)  
 Absolut wartungsfrei durch Rekombinationstechnik  
 Geringer Innenwiderstand – höchste Startleistung  
 Einbau bis maximal 90° Neigungswinkel möglich  
 Produktkennzeichnung mit UK-Nummer & EN/SAE-Kaltstartstrom

Valve-regulated, nonwoven glass mat battery (VRLA) – 4 types with 70/80/92/105Ah  
 Three times the cycle resistance of standard batteries  
 Leak-proof due to electrolyte bonding into a glass nonwoven (absorbent glass mat)  
 Zero maintenance owing to recombination technology  
 Very low internal resistance – maximum starting power  
 Installation in a lateral position possible (max. 90° angle)  
 Product coding with UK number and EN/SAE cold crank power

# DURACELL PROFESSIONAL

## DIE FERN-LKW POWER

In Nutzfahrzeugen muss eine Bordnetzatterie täglich Höchstleistung bringen. Besonders die ständig steigenden Komfortfunktionen brauchen jede Menge Energie – gerade wenn der Fahrer im Fern-LKW übernachtet, benützt er dabei extrem viele elektrische Verbraucher. Wird die Batterie im Heckrahmen integral verbaut, muss sie extrem robust und rüttelfest sein.

**Auf diese speziellen Anforderungen hat DURACELL eine starke Antwort: die neue PROFESSIONAL EFB!** Denn ein Fern-LKW ist heute mehr als nur Transportmittel. Er ist zugleich

Arbeitsplatz und Zuhause – oftmals auch für 5 Tage die Woche. Da ist es gut zu wissen, dass auf die starke Bordnetzatterie Verlass ist, die für Licht, Klima, Küche, Unterhaltung und vieles mehr sorgt.

Bei Batteriewechsel bitte unbedingt beachten! Verbauen Sie niemals eine konventionelle Nass-batterie in einem Kraftfahrzeug, das serienmäßig mit einer EFB Batterie ausgestattet wurde. Ist ein Batteriewechsel erforderlich, ersetzen Sie die Batterie bitte auf jeden Fall durch eine EFB Batterie mit gleichem Gehäuse und identer Leistungsklasse.

## THE POWER IN LONG-DISTANCE TRUCKS

The batteries employed for the electrical systems in commercial vehicles have to provide top performance on a daily basis and in addition, the steady increase in the number of comfort functions demands large quantities of energy. In particular, this applies when long-distance truck drivers remain in their vehicles overnight and use a very large number of power consumers. Moreover, if the battery is to be integrated into the rear section of the truck frame, it must be extremely robust and vibration-resistant.

**DURACELL's powerful response to these special demands comes in the shape of the new PROFESSIONAL EFB,** which is all the

more essential owing to the fact that the long-distance truck of today is no longer merely a means of transportation. In fact, it is both a workplace and frequently a home for up to five days at a stretch. Therefore, it is good to know that a strong electrical system battery can be relied upon to supply lighting, air conditioning, the kitchen unit, entertainment and many other comforts.

Please note when exchanging the battery that a vehicle fitted with an EFB battery may never be retrofitted with a conventional wet battery. Should battery replacement become necessary, always use an EFB battery with an identical box and performance class.







## PROFESSIONAL HD

Einfache Wartung:  
Sichtbare Elektrolyt-Markierung, praktische Verschraubung  
Satzverklebung sorgt für robuste Konstruktion  
Taschenseparatoren gegen Kurzschluss  
Produktkennzeichnung mit UK-Nummer & EN/SAE-Kaltstartstrom  
Optimales Preis-Leistungs-Verhältnis

Simple maintenance: externally visible electrolyte level markings, practical plugs  
Robust design with set bonding  
Envelope separator to protect against short circuits  
Product coding with UK number and EN/SAE cold cranking power  
Optimum price-performance ratio

## PROFESSIONAL SHD

Super Heavy Duty extra zyklus- und rüttelfest  
Hybrid Technologie sorgt für minimalen Wasserverbrauch  
6 Batterietypen von 110Ah bis 225Ah  
Höchste Sicherheit:  
Zentralentgasung, Rückzündschutz, Sicherheitsverschraubung  
Verbesserter Auslaufschutz bei Typen 145/180/225Ah –  
4-Kammern-Flachdeckel mit eingeschweißter, unverlierbarer  
Rückzündfritte  
Produktkennzeichnung mit UK-Nummer & EN/SAE-Kaltstartstrom

Super Heavy Duty for extra cyclic and vibration resistance  
Calcium technology ensures minimum water consumption  
6 types from 110 to 225Ah  
Superior safety: central degassing, external ignition protection, safety plugs  
Improved leak protection for models 145/180/225Ah due to 4-chamber flat lid with a welded-in, captive arrester  
Product coding with UK number and EN/SAE cold crank power

## PROFESSIONAL EFB

Erhöhte Zyklenfestigkeit durch Aktivmasserezeptur und Vliesauflagen  
Robustes Design und beste Rüttelfestigkeit durch spezielle Satzfixierung  
Calcium Technologie sorgt für minimalen Wasserverbrauch  
Wartungsfrei (kein Wasser nachfüllen) unter normalen Betriebsbedingungen  
Zentralentgasung mit integriertem Rückzündschutz  
Anbauteile zur Verbesserung der Produktsicherheit: Kurzschlusschutz, ESD Stopfen\*

Increased cyclic resistance owing to an active mass recipe and non-woven, electrode sleeves  
Robust design and optimum vibration resistance due to special set anchorage  
Calcium technology for minimum water consumption  
Maintenance-free (no topping-up with water) under normal operating conditions  
Central degassing with integrated external ignition protection  
Add-ons such as short circuit protection and ESD plugs\* for enhanced product safety

\* ESD = ElectroStatic Discharge, elektrostatische Entladungen sind durch große Potentialdifferenzen entstehende Spannungsdurchschläge. Diese Durchschläge (eventuell als Funken sichtbar) bewirken einen kurzen, hohen elektrischen Strom und können zur Zündung von entzündlichen Stoffen führen. Genau dies verhindert ganz sicher der ESD-Stopfen.

\* ESD = electrostatic discharges are disruptive voltage breakdowns caused by major potential differences. These discharges (sometimes visible due to sparks) create brief, electrical current surges and can lead to the ignition of flammable material. It is precisely this danger that the ESD plugs prevent with absolute safety.

# DURACELL LEISURE

## LANGLEBIG & ZYKLENFEST

**Freizeit-Batterien müssen ihre volle Leistung über lange Zeitspannen hin sicher bringen und unempfindlich gegen Tiefentladung und oftmaliges Wiederaufladen sein.**

Mit der Produktlinie „Leisure“ bietet Duracell ein vollständiges Spektrum an tiefentladungsfesten Nassbatterien mit überlegenen Leistungsreserven, hervorragenden Sicherheitseigenschaften und reduziertem Wasserverbrauch – optimal verpackt in robuster und vibrationsbeständiger Bauweise.

Deshalb eignen sich Duracell Leisure Batterien für jeden Freizeiteinsatz. Und ganz besonders für Camping, Caravan, Wohnmobil oder die Verwendung als Boots-/Marinebatterie.

Denn auch die härtesten Anforderungen durch Vibrationen, starken Wellengang, extreme Langzeitbelastungen wie beim Schleppfischen und Schräglagen stecken die langlebigen Freizeit-Spezialisten locker weg. Sie liefern zuverlässig und jederzeit die On Board-Power, die gebraucht wird.

## DURABILITY & CYCLIC RESISTANCE

**Leisure batteries must provide guaranteed top performance over long periods and be insensitive to deep discharging and frequent recharging.**

With the “Leisure” product line Duracell offers a complete range of deep discharge resistant, wet batteries with superior power reserves, outstanding safety features and reduced water consumption, which are ideally combined in a robust and vibration-resistant design.

Therefore, Duracell Leisure batteries are ideal for every type of leisure and in particular camping, caravanning, mobile homes, boats and marine applications.

This is because these tough, leisure specialists can easily handle the toughest demands such as vibrations, heavy swell, extremely long-term loads such as those incurred during trolling, and severe tilting. They deliver on-board power reliably and whenever it is needed.







## DURACELL LEISURE

---

Langlebigkeit und Zyklentestigkeit

---

Maximale On Board-Power

---

Überlegene Sicherheitseigenschaften

---

Robuste, vibrationsbeständige Bauweise

---

Wartungsfreundlich durch geringen Wasserverbrauch

---

Durability and cyclic resistance

---

Maximum on-board power

---

Superior safety features

---

Robust, vibration-resistant design

---

Maintenance-friendly due to low water consumption

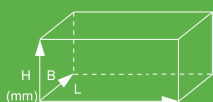


## DURACELL STARTER

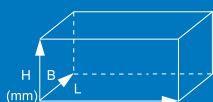
Battery type	Battery type UK	Part no.	Box	Capacity AH 20h	Cold crank current A EN	Cold crank current A SAE	Layout	Termi- nal	
									Length (max.) mm
<b>Duracell Starter (the starter battery for cars with fewer additional power consumers)</b>									
DS 44	UK 063	010 544 09 0801	LB1	44	360	400	0	1	210
DS 45	UK 048	010 545 77 0801	E2	45	300	320	0	1	218
DS 45L	UK 049	010 545 79 0801	E2	45	300	320	1	1	218
DS 45H	UK 012	010 545 59 0801	L1	45	400	420	0	1	210
DS 55	UK 065	010 555 19 0801	LB2	55	450	480	0	1	241
DS 60	UK 075	010 560 09 0801	LB2	60	480	500	0	1	241
DS 62	UK 027	010 562 19 0801	L2	62	510	540	0	1	241
DS 70	UK 100	010 570 44 0801	LB3	70	640	680	0	1	278
DS 72	UK 096	010 572 12 0801	L3	72	660	700	0	1	278
DS 72L	UK 086	010 572 33 0801	L3	72	660	700	1	1	278
DS 88	UK 017	010 588 20 0801	LB5	88	680	740	0	1	354
DS 95	UK 019	010 595 33 0801	L5	95	720	760	0	1	354

## DURACELL ADVANCED

Battery type	Battery type UK	Part no.	Box	Capacity AH 20h	Cold crank current A EN	Cold crank current A SAE	Layout	Termi- nal	
									Length (max.) mm
<b>Duracell Advanced (High performance SLI-battery for modern cars with many on-board electronics)</b>									
DA 40B	UK 054 BH	013 540 25 0801	35NS / B19	40	330	360	0	3	187
DA 40	UK 054	013 540 26 0801	35NS / B19	40	330	360	0	3	187
DA 40L	UK 055	013 540 27 0801	35NS / B19	40	330	360	1	3	187
DA 42	UK 202	013 542 08 0801	L0	42	390	420	0	1	175
DA 44	UK 063	013 544 09 0801	LB1	44	420	450	0	1	210
DA 45	UK 044	013 545 23 0801	45NS / B24	45	390	420	0	1+3	238
DA 45L	UK 043	013 545 24 0801	45NS / B24	45	390	420	1	1+3	238
DA 50	UK 012	013 550 03 0801	L1	50	450	480	0	1	210
DA 50T <b>NEW</b>	UK 063	013 550 42 0801	LB1	50	400	420	0	1	210
DA 50H <b>NEW</b>	UK 012	013 550 40 0801	L1	50	420	450	0	1	210
DA 60	UK 005L	013 560 68 0801	D23	60	510	550	0	1	233
DA 60L	UK 005R	013 560 69 0801	D23	60	510	550	1	1	233
DA 60T	UK 075	013 560 09 0801	LB2	60	540	600	0	1	241
DA 62H	UK 027	013 562 19 0801	L2	62	550	600	0	1	241
DA 63T <b>NEW</b>	UK 075	013 563 42 0801	LB2	63	600	650	0	1	241
DA 63H	UK 027	013 563 40 0801	L2	63	620	665	0	1	241
DA 70	UK 068	013 570 29 0801	D26	70	600	650	0	1	260
DA 70L	UK 069	013 570 24 0801	D26	70	600	650	1	1	260
DA 72	UK 100	013 572 09 0801	LB3	72	670	710	0	1	278
DA 74	UK 096	013 574 12 0801	L3	74	680	740	0	1	278
DA 77T <b>NEW</b>	UK 100	013 577 42 0801	LB3	77	680	740	0	1	278
DA 77H <b>NEW</b>	UK 096	013 577 40 0801	L3	77	700	750	0	1	278
DA 80	UK 110	013 580 14 0801	LB4	80	700	750	0	1	315
DA 95	UK 249	013 595 04 0801	D31	95	740	780	0	1	303
DA 95L	UK 250	013 595 05 0801	D31	95	740	780	1	1	303
DA 95H	UK 019	013 595 33 0801	L5	95	780	820	0	1	354
DA 100	UK 019	013 600 40 0801	L5	100	820	860	0	1	354
DA 110	UK 020	013 610 40 0801	L6	110	900	950	0	1	394



			Battery specifications	Base hold-down	Application
Width (max.) mm	Box height (max.) mm	Total height (max.) mm			
175	175	175	mGGA	B13	BMW, Opel, Renault, Fiat, Skoda, VW
135	203	225		B01	Renault R8-R13, Dacia
135	203	225		B01	Peugeot, Honda, Dacia
175	190	190	mGGA	B13	Audi, BMW, VW, Citroen, Peugeot, Renault, Fiat, Skoda
175	175	175	mGGA	B13	BMW, Fiat, Ford, Peugeot, Renault
175	175	175	mGGA	B13	Mercedes, BMW, Opel, Peugeot, Renault, Ford
175	190	190	mGGA	B13	Mercedes, BMW, VW, Opel, Peugeot, Citroen
175	175	175	mGGA	B13	Mercedes, BMW, Opel, Fiat, Ford
175	190	190	mGGA	B13	Mercedes, BMW, VW, Opel, Fiat, Peugeot, Citroen
175	190	190	mGGA	B01	Chrysler Voyager
175	175	175	mGGA	B13	BMW D, Citroen D, Mercedes D, VW D
175	190	190	mGGA	B13	Audi, BMW, Mercedes, Porsche, VW



			Battery specifications	Base hold-down	Application
Width (max.) mm	Box height (max.) mm	Total height (max.) mm			
137	204	226	mGGA	B01	Hyundai Atos, i 10, Kia Picanto, Honda Jazz 03-
127	204	226	mGGA	B00	Daihatsu, Honda, Mitsubishi, Subaru, Suzuki
127	204	226	mGGA	B00	Suzuki, Daihatsu, Honda, Subaru
175	190	190	GA	B13	Fiat, Alfa Romeo, Lancia, Aixam 99-
175	175	175	mGGA	B13	BMW, Ford, Opel, Renault, Fiat, Skoda, VW
129	203	225	mGGA	B00	Toyota, Subaru, Mazda, Suzuki, Toyota
129	203	225	mGGA	B00	Daihatsu, Mitsubishi, Honda, Suzuki, Hyundai
175	190	190	mGGA	B13	Fiat, Alfa Romeo, Lancia, Citroen, Peugeot
175	175	175	mGGA	B13	Ford, Opel
175	190	190	mGGA	B13	Fiat, Alfa Romeo, Lancia, Citroen, Peugeot
173	203	225	mGGA	B00	Mazda, Subaru, Nissan, Suzuki, Toyota, Hyundai, Kia
173	203	225	mGGA	B00	Nissan, Toyota, Honda, Mazda, Isuzu, Mitsubishi
175	175	175	mGGA	B13	Ford, Opel
175	190	190	mGGA	B13	Mercedes, BMW, Opel, Peugeot, Renault
175	175	175	mGGA	B13	Ford, Opel
175	190	190	mGGA	B13	Mercedes, BMW, VW, Opel, Peugeot, Citroen
174	200	222	mGGA	B01	Daihatsu, Honda, Isuzu, Mazda, Mitsubishi, Nissan
174	200	222	mGGA	B01	Volvo, Honda, Hyundai, Isuzu, Kia, Mitsubishi, Nissan
175	175	175	mGGA	B13	Ford, Opel
175	190	190	mGGA	B13	Mercedes, BMW, VW, Opel, Fiat, Peugeot, Citroen
175	175	175	mGGA	B13	Ford, Opel
175	190	190	mGGA	B13	Mercedes, BMW, VW, Opel, Fiat, Peugeot, Citroen
175	175	175	mGGA	B13	Audi D, BMW D, Nissan D, Renault D, VW D
173	203	225	mGGA	B07	Fiat Tractors, Mazda D, Nissan, Toyota D, Hyundai D, Kia D
173	203	225	mGGA	B07	Nissan D, Toyota D, Mitsubishi D, Hyundai D, Kia D
175	190	190	mGGA	B13	Audi, BMW, Mercedes, Porsche, VW
175	190	190	mGGA	B13	Audi, BMW, Mercedes, Porsche, VW
175	190	190	mGGA	B13	Audi, BMW, Mercedes, Porsche, VW

## DURACELL EXTREME

Battery type	Battery type UK	Part no.	Box	Capacity AH 20h	Cold crank current A EN	Cold crank current A SAE	Layout	Termi- nal	
									Length (max.) mm
<b>Duracell Extreme AGM (for vehicles with start-stop-systems, a maximum energy requirement and braking energy recuperation)</b>									
DE 70 AGM	UK 096 AGM	016 570 01 0801	L3	70	720	760	0	1	278
DE 80 AGM	UK 110 AGM	016 580 01 0801	L4	80	800	850	0	1	315
DE 92 AGM	UK 019 AGM	016 592 01 0801	L5	92	850	900	0	1	354
DE 105 AGM <b>NEW</b>	UK 020 AGM	016 605 01 0801	L6	105	950	1000	0	1	394
<b>Duracell Extreme EFB (for vehicles with start-stop-systems and a high energy requirement)</b>									
DE 60 EFB	UK 027 EFB	012 560 11 0801	L2	60	560	600	0	1	241
DE 70 EFB	UK 096 EFB	012 570 11 0801	L3	70	660	700	0	1	278
DE 80 EFB <b>NEW</b>	UK 115 EFB	012 580 11 0801	L4	80	780	820	0	1	315

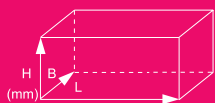
## DURACELL PROFESSIONAL

Battery type	Battery type UK	Part no.	Box	Capacity AH 20h	Cold crank current A EN	Cold crank current A SAE	Layout	Termi- nal	
									Length (max.) mm
<b>Duracell PROfessional EFB (batteries for long-distance trucks with a maximum energy requirement)</b>									
DP 190 EFB <b>NEW</b>	UK 629 EFB OE	012 690 17 0801	B	190	1050	1100	3	1	514
DP 240 EFB <b>NEW</b>	UK 632 EFB OE	012 740 17 0801	C	240	1200	1250	3	1	517
<b>Duracell PROfessional (heavy duty &amp; super heavy duty batteries for trucks, buses, agricultural &amp; construction machinery &amp; snow groomers)</b>									
DP 110 SHD	UK 615 SHD	018 610 40 0801	MAC 110	110	760	800	3	1	514
DP 110	UK 663	010 61047 0801	Compact	110	800	850	0	1	344
DP 110L	UK 664	010 61048 0801	Compact	110	800	850	1	1	344
DP 135 SHD	UK 630 SHD	018 635 44 0801	MAC 110	135	900	950	3	1	514
DP 140	UK 637	010 640 35 0801	A	140	760	800	3	1	514
DP 145 SHD	UK 637 SHD	018 645 03 0801	A	145	800	850	3	1	514
DP 170 SHD	UK MAC 140 SHD	018 670 33 0801	MAC 140 SHD	170	1000	1050	3	1	514
DP 180	UK 629	010 680 32 0801	B	180	950	1000	3	1	514
DP 180 SHD	UK 629 SHD	018 680 08 0801	B	180	1000	1050	3	1	514
DP 225	UK 632	010 725 11 0801	C	225	1050	1100	3	1	517
DP 225 SHD	UK 632 SHD	018 725 03 0801	C	225	1150	1200	3	1	517

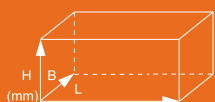
## DURACELL LEISURE

Battery type	Battery type UK	Part no.	Box	Capacity AH 20/5/100h	Layout	Terminal	
							Length (max.) mm
<b>Duracell Leisure (robust, long discharge battery for hobbies and leisure)</b>							
DL72L	678 Box Premium Leisure	010 955 51 0801	D26 / MO60	72/55/85	1	1	256
DL100	110LB / 019 Box Premium Leisure	010 957 51 0801	L5	100/75/110	0	1	354
DL115	110 / 679 Box Premium Leisure	010 959 01 0801	LOT7	115/90/135	0	1	350

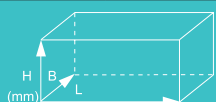




			Battery specifications	Base hold-down	Application
Width (max.) mm	Box height (max.) mm	Total height (max.) mm			
175	190	190	mG	B13	BMW, VW, Audi, Mercedes, Porsche, Taxis
175	190	190	mG	B13	BMW, VW, Audi, Mercedes, Porsche, Taxis
175	190	190	mG	B13	BMW, VW, Audi, Mercedes, Porsche, Taxis
175	190	190	mG	B13	BMW, VW, Audi, Mercedes, Porsche, Taxis
175	190	190	mGGA	B13	Alfa Romeo, Audi, BMW, Citroen, Fiat, Peugeot, Seat, Skoda, Toyota, VW
175	190	190	mGGA	B13	Alfa Romeo, Audi, BMW, Citroen, Fiat, Peugeot, Seat, Skoda, Toyota, VW
175	190	190	mGGA	B13	Alfa Romeo, Audi, BMW, Citroen, Fiat, Peugeot, Seat, Skoda, Toyota, VW

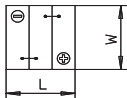
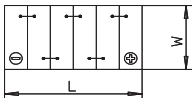
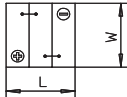
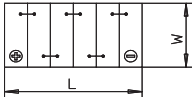
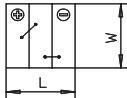
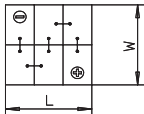
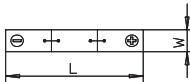
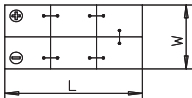
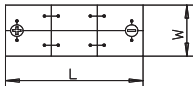
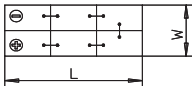
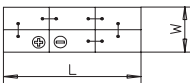
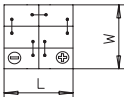
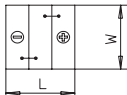
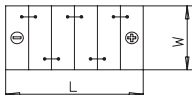
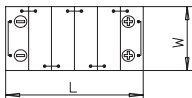


			Battery specifications	Base hold-down	Application
Width (max.) mm	Box height (max.) mm	Total height (max.) mm			
223	195	220	mGGARZS	B00	Fern-LKW: MAN, Mercedes, Volvo, Scania, Steyr Trucks
273	212	240	mGGARZS	B00	Fern-LKW: MAN, Mercedes, Volvo, Scania, Steyr Trucks
175	210	210	mGGARZS	B03	MAN, Mercedes, Roman, Robur
172	214	230	mG	B00	IHC, Massey Ferguson
172	214	230	mG	B00	IHC, McCormick
175	210	210	mGGARZS	B03	MAN, Mercedes, Roman
189	195	220	mG	B00/01	Steyr Trucks, MAN, Mercedes
189	195	220	mGGARZS	B00	Neoplan, MAN, Mercedes, Volvo, Scania, Steyr Trucks
218	210	210	mGGARZS	B03	MAN, Mercedes, Liaz
223	195	220	mG	B00	Steyr Trucks, MAN, Roman, Multicar
223	195	220	mGGARZS	B00	Neoplan, MAN, Mercedes, Volvo, Scania, Steyr Trucks
273	212	240	mG	B00	Steyr, MAN, Volvo Trucks
273	212	240	mGGARZS	B00	Neoplan, MAN, Mercedes, Volvo, Scania, Steyr Trucks

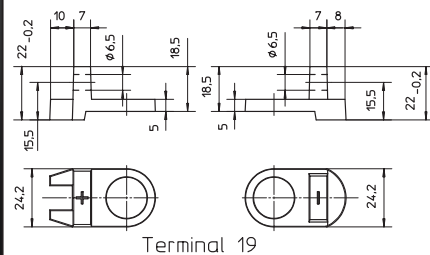
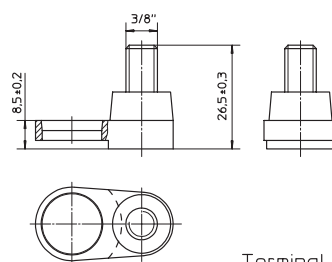
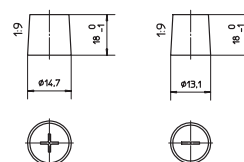
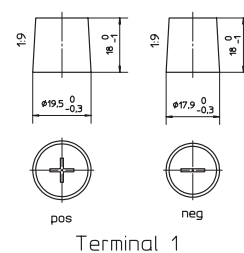


			Battery specifications	Base hold-down	Application
Width (max.) mm	Box height (max.) mm	Total height (max.) mm			
174	205	225	mGGA	B00	Boats/marine, camping/caravanning, wheelchairs
175	190	190	mGGA	B13	Boats/marine, camping/caravanning, wheelchairs
175	230	230	mGGA	B01	Boats/marine, camping/caravanning, wheelchairs

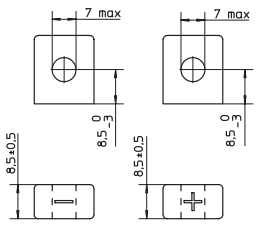
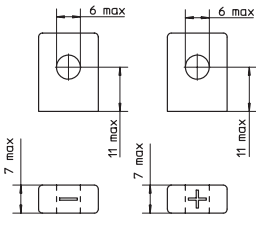
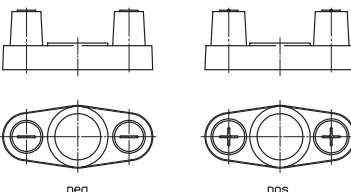
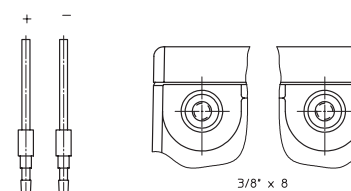
## LAYOUT

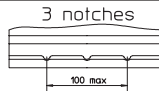
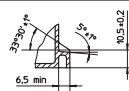
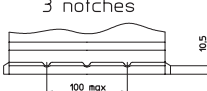
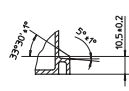

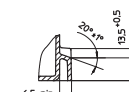
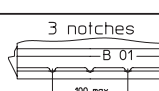
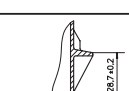
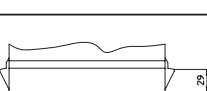

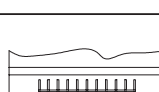
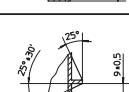
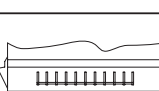
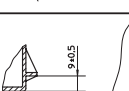
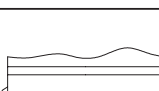
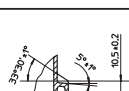
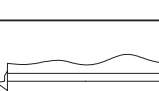
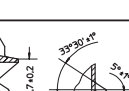

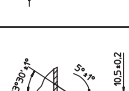
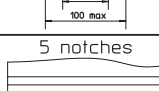
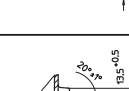
	6 Volt	12 Volt
0		
1		
2		
3		
4		
5		
6		
9		
10		

## TERMINALS



## BASE HOLD-DOWNS

 <p>Terminal 4</p>
 <p>Terminal 5</p>
 <p>neg pos</p> <p>Dimension as shown in fig. "terminal 1"</p> <p>Terminal 20</p>
 <p>Terminal K</p> <p>Terminal 21</p>

B 00	without hold down		
B 01	3 notches		
B 03	3 notches		
B 04	3 notches		
B 05	3 notches		
B 06			
B 07			
B 09			
B 11	3 notches		
B 12	3 notches		
B 13	5 notches		
B 14	5 notches		

### 1. Lagerung und Transport

- Batterien sind trocken, lichtgeschützt und kühl (frostfrei) zu lagern
- Starterbatterien spätestens ab einer Ruhespannung  $\leq 12,5$  V nachladen (siehe Punkt 3)
- Duracell deklariert alle Starterbatterien als Batterie nass, gefüllt mit Säure nach der UN 2794!
- Gefüllte Batterien sind aufrecht zu transportieren und zu lagern, da sonst Säure austreten kann.
- Beim Transport die Batterie gegen umkippen und verrutschen sichern.
- Einhaltung **First In First Out**.

### 2. Ein- und Ausbau aus dem Fahrzeug

#### Nur Batterien mit einer Ruhespannung $> 12,5$ V in ein Fahrzeug einbauen!

- Beachten Sie bitte die Bedienungsanleitung des Fahrzeuges.
- Vor dem Ein- und Ausbau der Batterie den Motor und alle Stromverbraucher ausschalten.
- Kurzschlüsse durch Werkzeuge vermeiden.
- Beim Ausbau zuerst Minuspol (-), dann Pluspol (+) abklemmen.
- Spannungsunterbrechungen können zu Datenverlust führen! Abhilfe bietet der Duracell Memory Saver.
- Vor Einbau der Batterie die Stellfläche im Fahrzeug reinigen.
- Batterie fest verspannen.
- Batteriepole und Polklemmen reinigen und mit säurefreiem Fett leicht einfetten.
- Beim Einbau zuerst Pluspol (+), dann Minuspol (-) anklemmen. Auf festen Sitz der Polklemmen achten.
- Einige Fahrzeuge sind mit einem Schlauch mit aufgestecktem Winkelstück zur Ableitung der Batteriegasen versehen. Trifft das auf Ihr Fahrzeug zu, ist der Schlauch über das Winkelstück in die entsprechende Entgasungsöffnung der Batterie einzustecken. Wenn eine Entgasungsöffnung auf der anderen Seite vorhanden ist, so muss diese mit einem Verschlussstopfen verschlossen werden!
- Im Falle des Ersatzbedarfes von Verschlussstopfen für Batterieentgasung oder Entgasungsschlauch sprechen Sie bitte Ihren Duracell Fachbetrieb an.

### 3. Nachladung von Batterien

- Bei konventionellen Batterien vor dem Laden Elektrolytstand kontrollieren und falls erforderlich entmineralisiertes oder destilliertes Wasser bis zur max. Säurestandsmarke bzw. 15 mm über die Plattenoberkante auffüllen.

#### Duracell empfiehlt herkömmliche konventionelle Batterien außerhalb des Fahrzeuges mit 16 V für 24 Stunden zu laden.

**Achtung:** viele Ladegeräte haben eine Art Wiederbelebungsmodus für tiefentladene Ca/Ca Batterien, bei denen die Ladespannung allerdings nur für kurze Zeit 16 V hält!

**Duracell Extreme AGM: Unbedingt mit spannungsgeregeltem Ladegerät laden (max. 14,8 V)! Die Verwendung herkömmlicher, nicht spannungsgeregelter, Ladegeräte zerstört die Batterie durch Überladung und verursacht ein Entweichen des Elektrolytes!**

**Achtung:** Hinweise des Fahrzeugherstellers beim Abklemmen beachten.

- Batterien dürfen nur mit Gleichstrom geladen werden. Pluspol (+) der Batterie mit dem Pluspol (+) des Ladegeräts und Minuspol (-) mit Minuspol (-) des Ladegeräts verbinden.
- Ladegerät erst nach dem Anschluß der Batterie einschalten. Bei Ende der Ladung erst das Ladegerät abschalten.
- Als Ladestrom wird zumindest ein Zehntel der Kapazität empfohlen. (z.B. 44 Ah: 10 = 4,4 A Ladestrom).
- Die Säuretemperatur darf während der Ladung 55°C nicht übersteigen. Bei Überschreitung ist die Ladung zu unterbrechen.
- Die Ladung ist beendet, wenn der Strom gegen 0 geht bzw. nicht mehr abnimmt oder das Automatikladegerät abschaltet.
- Beim Laden für gute Belüftung sorgen.
- Die Verschraubungen der Batterien müssen nicht geöffnet werden.
- Beachten Sie dass die 1,2 fache der entnommenen Kapazität wieder retour geladen werden muss. (z.B.: entnommene Kapazität: 30 Ah, Rückladung 36 Ah!)

**Achtung:** Während der Ladung bildet sich hochexplosives Knallgas! Feuer, Funken, offenes Licht und Rauchen verboten!

#### Nachladung von Batterien im Fahrzeug:

Generell gilt dass vollautomatische Ladegeräte (Ladespannungsbegrenzung mit 14,8 V) für die Ladung der im Fahrzeug verbauten Batterie gut geeignet sind. Sollte Ihr Ladegerät einen automatischen Modus mit Spannungen  $> 14,8$  V haben,

ist die Batterie unbedingt von der Bordelektronik zu trennen bzw. aus dem Fahrzeug auszubauen.

Im schlimmsten Fall könnten die verbauten Steuergeräte durch Überspannungen zerstört werden, der dadurch entstandene Schaden wäre enorm!

Bitte achten Sie auf die Type des Ladegerätes. Vielfach finden sich in der Bedienungsanleitung des Fahrzeugherstellers bzw. in jener des Ladegeräteherstellers wertvolle Tipps zum Laden im Fahrzeug.

### 4. Wartung

Um eine lange Lebensdauer der Batterie zu erreichen, sollten Sie folgende Hinweise beachten:

- Die Oberfläche der Batterie sauber und trocken halten.
- Säurestand regelmäßig überprüfen und, falls erforderlich, entsalztes oder destilliertes Wasser nachfüllen. Niemals Säure nachfüllen. Bei hohem Wasserverlust sollte die Reglerspannung von einem Fachmann überprüft werden.
- Keine sogenannten Aufbesserungsmittel verwenden.
- **Achtung:** Sinkt die Ruhespannung einer Batterie  $\leq 12,5$  V soll diese umgehend nachgeladen werden, damit es zu keiner dauerhaften Schädigung der Batterie kommt.

**Duracell Extreme AGM: AGM Batterien dürfen nicht geöffnet werden!**

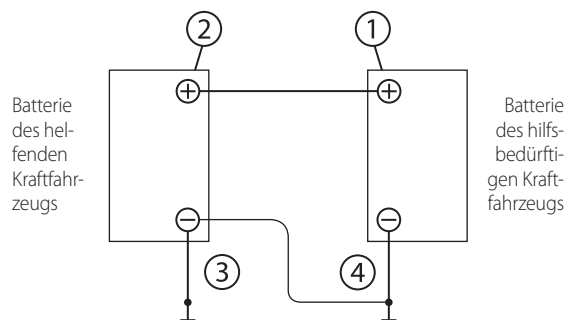
**Eine Säuredichtemessung bzw. ein Nachfüllen von destilliertem Wasser ist nicht möglich bzw. nicht nötig.**

**Duracell Tipp:** Eine quartalsweise Nachladung ihrer Batterie verlängert die Lebensdauer immens!

### 5. Starthilfe

- Aufgrund der sensiblen Elektronik im Fahrzeug soll generell nur mit einem Duracell Booster Starthilfe gegeben werden.
- Starthilfe von Auto zu Auto kann beim Abklemmen zu Spannungsspitzen führen und dabei die Elektronik des Fahrzeugs beschädigen oder sogar zerstören.
- Daher bei Gebrauch von Starterkabeln nachstehende Anleitung befolgen!
- Bei Starthilfe mit Starterkabel empfiehlt sich der Gebrauch von genormten Starterkabeln (z.B. nach DIN 72 553).
- Gebrauchsanweisung der Starterkabel beachten.
- Nur Batterien gleicher Nennspannung verbinden.
- **Anklemmen: Beide Kfz-Motoren aus!**

Zuerst die beiden Pluspole 1 mit 2, dann den Minuspol des Spenderfahrzeugs 3 mit einer metallisch blanken Stelle am hilfsbedürftigen Fahrzeug 4 abseits von der Batterie verbinden. (Hinweise des Fahrzeugherstellers beachten).



- Jetzt hilfsbedürftiges Fahrzeug max. 15 sec. starten, dabei Spenderfahrzeug nicht anstarten.
- Abklemmen: Kabel in umgekehrter Reihenfolge trennen.

### 6. Außerbetriebsetzung

- Batterie laden (siehe Punkt 3) und kühl lagern.
- Falls die Batterie im Fahrzeug verbleibt, Minusklemme abnehmen.
- Ruhespannung regelmäßig prüfen (siehe Punkt 4).

### 7. Einfluss von hohen Temperaturen

Sind Batterien über einen längeren Zeitraum hohen Temperaturen ausgesetzt, fördert dies immer den Wasserverbrauch und die Korrosion der Gitter. Korrodierte Gitter sind nicht mehr in der Lage den Strom zu leiten und die Batterie versagt ihren Dienst. Durch das ebenso entstehende Gitterwachstum können Kurzschlüsse in der Batterie entstehen.



## Warnhinweise und Sicherheitsvorschriften für Blei-Säure-Batterien



Hinweise auf der Batterie, in der Gebrauchsanweisung und in der Fahrzeugbetriebsanleitung befolgen.



Augenschutz tragen.



Kinder von Säure und Batterien fernhalten.



### Explosionsgefahr:

- Bei Ladung von Batterien entsteht ein hochexplosives Knallgasgemisch, deshalb:



### Feuer, Funken, offenes Licht und Rauchen verboten:

- Funkenbildung beim Umgang mit Kabeln und elektrischen Geräten vermeiden!  
- Kurzschlüsse vermeiden!



### Verätzungsgefahr:

- Batteriesäure ist stark ätzend, deshalb:  
- Schutzhandschuhe und Augenschutz tragen!  
- Batterie nicht kippen, aus den Entgasungsöffnungen kann Säure austreten.



### Erste Hilfe:

- Säurespritzer im Auge sofort einige Minuten mit klarem Wasser ausspülen!  
Danach unverzüglich einen Arzt aufsuchen!  
- Säurespritzer auf der Haut oder Kleidung sofort mit Säureumwandler oder Seife neutralisieren und mit viel Wasser nachspülen!  
- Bei getrunkenen Säure sofort Arzt konsultieren!



### Warnvermerk:

- Batterien nicht ungeschützt direktem Tageslicht aussetzen!  
- Entladene Batterien können einfrieren, deshalb frostfrei lagern.



### Entsorgung:

- Altbatterien bei Sammelstelle abgeben. Beim Transport sind die unter Pkt. 1 angeführten Hinweise zu beachten. Altbatterien nie über den Hausmüll entsorgen!

## Kälteprüfstrom für Starterbatterien nach verschiedenen Normen

Kaltstartstrom ist ein Maßstab für die Startfähigkeit einer Batterie bei tiefen Temperaturen von  $-18^{\circ}\text{C}$

### 1. DIN (Deutsche Industrie-Norm) DIN EN 50342

Test wird bei  $-18^{\circ}\text{C}$  durchgeführt. Die Entladezeit soll nach einer Entladung mit dem Kälteprüfstrom  $I_{cc}$  bei einer Schlussspannung von 7,5 V mindestens noch 10 Sekunden betragen.

Außerdem muss die Batterie noch 2 weitere Anforderungen erfüllen.

Die Zeit bis 6 V Schlussspannung soll betragen:

Nach C1:  $t_{6V} \geq 90$  Sekunden

Nach C2:  $t_{6V} \geq 150$  Sekunden

### 2. SAE (Amerikanische Norm)

Test wird bei  $-18^{\circ}\text{C}$  durchgeführt. Die Entladezeit mit dem Kälteprüfstrom bis 7,2 V soll mindestens 30 Sekunden betragen.

$$SAE = \frac{DIN}{2} \times 3 + 40$$

### 3. IEC (International Electrotechnical Commission) 95-1

Test wird bei  $-18^{\circ}\text{C}$  durchgeführt. Bei einer Entladung mit dem Kälteprüfstrom ( $I_{cc}$ ) soll die Spannung nach 60 Sekunden noch mindestens 8,4 V betragen.

$$IEC = \frac{DIN}{0,85}$$

### Reservekapazität

Die Reservekapazität ist die Kapazitätsreserve, die die Batterie in Minuten bei Ausfall der Lichtmaschine liefern kann, bis evtl. die nächste Werkstatt erreicht wird. Sie ist jedoch von den Verbrauchern im Auto abhängig. IEC sieht folgenden Test vor:

Entladung mit 25 A bis zu einer Schlussspannung von 10,5 V bei einer Temperatur von  $27^{\circ}\text{C}$ .

$$\text{Gemessene Zeit in Minuten} = \text{Reservekapazität}$$

### 4. EN (Europa-Norm) DIN EN 50342

Test wird bei  $-18^{\circ}\text{C}$  durchgeführt. Die Entladezeit soll nach einer Entladung mit dem Kälteprüfstrom  $I_{cc}$  bei einer Schlussspannung von 7,5 V mindestens noch 10 Sekunden betragen.

Außerdem muss die Batterie noch 2 weitere Anforderungen erfüllen. Die Zeit bis 6 V Schlussspannung soll betragen:

Nach C1:  $t_{6V} \geq 90$  Sekunden

Nach C2:  $t_{6V} \geq 150$  Sekunden

$$EN (C_1) = \frac{IEC}{0,6} \quad IEC = \frac{DIN}{0,85}$$

$$EN (C_2) = \frac{DIN}{0,6} \quad EN (C_1) = \frac{DIN}{0,6 \times 0,85} = \frac{DIN}{0,51}$$

Da die vorgeschriebenen Stufungen in der EN definiert sind, sind die Ströme durch Auf- bzw. Abrundungen anzupassen:

< 200 A	- Stufe 10 A
200 – 300 A	- Stufe 20 A (220, 240, 260, 280 A)
300 – 600 A	- Stufe 30 A (330, 360, 390, 420, 450, 480, 510, 540, 570 A)
600 – 800 A	- Stufe 40 A (640, 680, 720, 760 A)
> 800 A	- Stufe 50 A

### 1. Storage and transport

- Store batteries in a dry, light-protected and cool environment (frost-free).
- At the latest, recharge starter batteries in the case of off-load voltage > 12.5 V (see Note 3).
- Duracell declares all its starter batteries as wet and filled with acid in accordance with UN 2794.
- Wet-filled batteries must be transported in an upright position, as otherwise acid may escape.
- During transportation secure the battery to prevent it falling over or sliding around.
- **First in, first out** (FIFO) receipt.

### 2. Installation and removal from the vehicle.

**Only install batteries with an off-load voltage of > 12.5 V.**

- Follow the vehicle instructions.
- Switch off the engine and all power consumers prior to installing or removing the battery.
- Avoid short circuits due to tools.
- When removing the battery, first disconnect the negative (-) terminal and then the positive (+) terminal.
- Interruptions to the power supply may result in data loss. The Duracell Memory Saver can help.
- Prior to installing the battery, clean the battery compartment.
- Ensure that the battery is secured tightly.
- Clean terminals and battery clips and lubricate slightly with acid-free grease.
- When fitting the battery first connect the positive (+) terminal and then the negative (-) terminal. Ensure that the clips are secured.
- Some vehicle batteries are fitted with a hose and an elbow attachment for the discharge of the battery gases. Should this be the case in your vehicle, the hose is to be inserted into the corresponding degassing vent in the battery via the elbow. If a degassing vent exists on the other side, this must be closed with a sealing plug.
- Should you require a replacement sealing plug, or a degassing hose, please contact your local Duracell specialist.

### 3. Battery recharging

- Before charging flooded batteries, check the electrolyte level and top up if necessary with de-ionised or distilled water to the acid level mark or 15 mm above the upper edge of the plates at a maximum.

**Duracell recommends that standard flooded batteries be charged outside the vehicle with 16 V for 24 hours.**

**Warning!** Many chargers have a type of resuscitation mode for deep discharged Ca/Ca batteries. However, these only maintain a charging voltage of 16 V for a short period.

**Duracell Extreme AGM. Always recharge with a voltage-controlled charger (max. 14.8 V). The use of a standard charger without voltage control destroys the battery due to overloading and cause the electrolyte to escape.**

**Warning!** Follow the vehicle manufacturer's instructions when disconnecting the terminals.

- Batteries may only be charged with direct current. Connect the positive (+) battery terminal to the positive (+) terminal of the charger, and the negative (-) battery terminal to the negative (-) terminal of the charger.
- Do not switch on the charger until the battery has been connected. First switch off the charger when charging is completed.
- It is recommended that the charging current be equal to at least one tenth of the capacity (e.g. 44 Ah: 10 = 4.4 A charging current).
- The temperature of the acid may not be higher than 55°C during charging. If the temperature exceeds this level, the charging process must be discontinued.
- Charging is finished when the current drops to 0 or stops falling, or if the automatic charger switches off.
- Charging must be performed in a well-ventilated room.
- The battery screws may not be opened.
- Ensure that recharging amounts to 1.2 times the consumed capacity (e.g. Consumed capacity 30 Ah, recharge 36 Ah).

**Warning!** Oxyhydrogen gas is formed during charging! Fires, sparks, open flames and smoking are strictly prohibited!

#### Recharging batteries in the vehicle.

As a rule, fully automatic chargers (max. charging voltage 14.8 V) are well suited to the charging of batteries installed in the vehicle. Should the charger have an automatic mode with > 14.8 V voltages, the battery must be separated from the

vehicle electrical system or removed from the vehicle. Otherwise, in a worst-case scenario the installed control devices can be destroyed due to overvoltage with huge resultant damage.

Please take careful note of the battery charger type. Useful tips regarding charging in the vehicle are often contained in the operating instructions of the vehicle manufacturer or those of the charger producer.

### 4. Maintenance

In order to ensure long battery life, the following instructions should be followed:

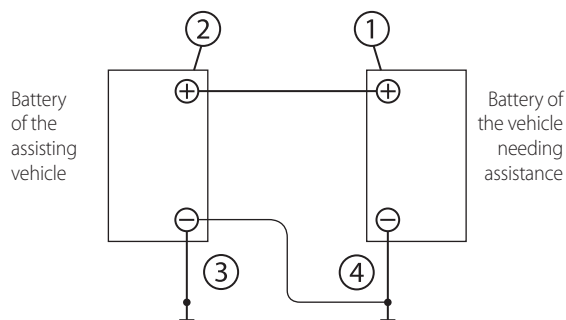
- Keep the surfaces of the battery clean and dry.
- Check the acid levels regularly and if necessary top up with deionised or distilled water. Never top up with acid. If a substantial water loss occurs, an expert should check the voltage regulator.
- Do not put so-called additives into the battery acid.
- **Warning!** Should the off-load voltage fall to < 12.5 V, recharge immediately in order to prevent lasting battery damage.

**Duracell Extreme AGM. AGM batteries may not be opened. Acid density measurement and topping up with distilled water are neither possible nor necessary.**

**Duracell tip.** Quarterly recharging of the battery greatly prolongs its life.

### 5. Assisted starting

- In view of the sensitive electronic components in the vehicle, as a rule starting assistance should only be provided by means of a Duracell Booster.
  - Starting assistance from vehicle to vehicle can lead to voltage peaks during disconnection, which can damage or even destroy vehicle electronic systems.
  - Therefore, it is essential that the following procedure be strictly observed when using starter cables!
  - Standardised starter cables (e.g. in accordance with DIN 72 553) should always be used for giving starting assistance.
  - Observe the instructions for use of the starter cables.
  - Only connect batteries with the same nominal voltage.
  - **When connecting the terminals, switch off both vehicle engines!**
- First connect the two positive terminals (1) with (2). Then connect the negative terminal of the assisting vehicle (3) with (4), the blank metallic point on the vehicle needing assistance, away from the battery. (Observe the instructions of the vehicle manufacturer.)



- Now start the vehicle needing assistance for a maximum of 15 seconds. Do not start the assisting vehicle.
- When disconnecting the terminals, remove the cables in the reverse sequence to the above.

### 6. Decommissioning

- Charge the battery (see Note 3) and store in a cool dry place.
- Should the battery be left in the vehicle, disconnect the negative terminal.
- Regularly check the off-load voltage (see Note 4).

### 7. Influence of high temperatures

If batteries are subjected to high temperatures for long periods, this promotes both increased water consumption and grid corrosion. A corroded grid is no longer able to conduct current and therefore the battery fails. Resultant grid growth can also result in battery short circuits.

## Warnings and Safety Rules for Lead-Acid Batteries



Take note of the information on the battery, the instructions for use and the operating instructions of the vehicle.



Wear eye protection.



Keep children away from acid and batteries.



### Explosion danger:

- A highly explosive oxyhydrogen gas is emitted during battery charging therefore:



### No naked flames, sparks, naked lights or smoking:

- Avoid sparking when handling cables and electronic devices.
- Avoid short circuits.



### Chemical burns danger:

- Acid is highly caustic therefore:
- Wear gloves and eye protection.
- Do not tilt the battery, as acid could spill out from the degassing vents.



### First Aid:

- If acid splashes into the eyes rinse immediately with clear water for several minutes. Then consult a physician.
- If acid splashes onto the skin or clothes neutralise immediately by using an alkaline solution or soap and rinse with large amounts of water.
- If acid is swallowed consult a physician immediately.



### Warning:

- Do not expose batteries to direct sunlight without protection.
- Always store batteries in a frost-free area, as discharged batteries can freeze.



### Disposal:

- Hand in used batteries at a collection centre. During transportation take note of the instructions contained in Item 1. Never dispose of old batteries with domestic waste.

## Low-temperature Test current for Starter batteries according to various standards

Low-temperature test current is a benchmark for the starting capacity of a battery at minus 18°C.

### 1. DIN (Deutsche Industrie Norm) DIN EN 50342

The test is carried out at minus 18°C. Following a discharge with low-temperature current I at an end voltage of 7.5 V, the discharge period should amount to at least 10 seconds.

In addition, the battery must fulfil two additional requirements.

The period up to 6 V final voltage shall amount to:

After C1: t 6 V > 90 seconds

After C2: t 6 V > 150 seconds

### 2. SAE (US standard)

The test is carried out at minus 18°C. With low-temperature current of up to 7.2 V, the discharge period should amount to at least 30 seconds.

$$SAE = \frac{DIN}{2} \times 3 + 40$$

### 3. IEC (International Electrotechnical Commission) 95-1

The test is carried out at minus 18°C. Following a discharge with the low-temperature current (I cc) after 60 seconds the voltage should amount to at least 8.4 V.

$$IEC = \frac{DIN}{0.85}$$

### Reserve capacity

Following dynamo failure, reserve capacity represents the number of minutes during which a battery can supply power until the next repair shop can be reached. However, this figure is dependent upon the consumers in the vehicle. IEC envisages the following test:

Discharge with 25 A down to an end voltage of 10.5 V at a temperature of 27°C.

$$\text{Measured time in minutes} = \text{reserve capacity}$$

### 4. EN (Europa Norm) DIN EN 50342

The test is carried out at minus 18°C. Following a discharge with the low-temperature current I at an end voltage of 7.5 V, the discharge period should amount to at least 10 seconds.

In addition, the battery must fulfil two additional requirements.

The period up to 6 V final voltage shall amount to:

After C1: t 6 V > 90 seconds

After C2: t 6 V > 150 seconds

$$EN (C_1) = \frac{IEC}{0.6} = \frac{DIN}{0.85}$$

$$EN (C_2) = \frac{DIN}{0.6} = \frac{EN (C_1)}{0.6 \times 0.85} = \frac{DIN}{0.51}$$

As the prescribed graduations are defined in the EN, the currents are to be adjusted by rounding up or down:

- < 200 A – Level 10 A
- 200 – 300 A – Level 20 A (220, 240, 260, 280 A)
- 300 – 600 A – Level 30 A (330, 360, 390, 420, 450, 480, 510, 540, 570 A)
- 600 – 800 A – Level 40 A (640, 680, 720, 760 A)
- > 800 A – Level 50 A

# CARS AND SMALL TRANSPORTERS

Brand/ Model designation	Year of manu- facture	DURACELL Extreme	DURACELL Advanced	DURACELL Starter
<b>Aixam</b>				
400, 741, Berline, Cabriolet, City, Minivan, Mega Club, Pick-up, Scouty, Twin	01.99-		DA 42	
<b>Alfa Romeo</b>				
145 (930) 1,3-1,6	07.94-01.01		DA 50H DA 50	DS 45H
145 (930) 1,7-2,0	07.94-01.01		DA 63H DA 62H	DS 62
145 (930) 1,9 TD, JTD	07.94-01.01		DA 77H DA 74	DS 72
146 (930) 1,3-1,6	12.94-01.01		DA 50H DA 50	DS 45H
146 (930) 1,7-2,0	12.94-01.01		DA 63H DA 62H	DS 62
146 (930) 1,9 TD, JTD	12.94-01.01		DA 77H DA 74	DS 72
147 (937) 1,6-2,0	09.01-03.10		DA 63H DA 62H	DS 62
147 (937) 1,9 JTD	09.01-03.10		DA 77H DA 74	DS 72
155 (167) 1,6-2,0	02.92-12.97		DA 63H DA 62H	DS 62
155 (167) 1,9 TD, JTD	02.92-12.97		DA 77H DA 74	DS 72
156+Sportwagon (932) 1,6-1,8	09.97-05.06		DA 63H DA 62H	DS 62
156+Sportwagon (932) 1,9-2,4 JTD, 3,2 GTA	09.97-05.06		DA 77H DA 74	DS 72
156+Sportwagon (932) 2,0-2,5 V6	09.97-05.06		DA 77H DA 74	DS 72
159 (939) 1,8-2,2	06.05-11.11		DA 63H DA 62H	
159 (939) 3,2 V6	06.05-11.11		DA 77H DA 74	
159+Sportwagon (939) 1,9 JTD	06.05-11.11		DA 63H DA 62H	
159+Sportwagon (939) 2,4 JTD	06.05-11.11		DA 77H DA 74	
164 (164) 2,0 4cyl.	01.87-09.98		DA 63H DA 62H	DS 62
164 (164) 2,0-3,0 6cyl.	01.87-09.98		DA 63H DA 62H	DS 62
164 (164) 2,5 TD	01.87-09.98		DA 100 DA 95H	DS 95
166 (936) 2,0-3,2 V6	09.98-06.07		DA 77H DA 74	DS 72
166 (936) 2,4 JTD	09.98-06.07		DA 100 DA 95H	DS 95
4C 1,6 JTD	03.13-		DA 77H DA 74	
4C 1,6 JTD Start/Stop**	03.13-	DE 70 EFB DE 70 AGM		
4C 1,8	03.13-		DA 63H DA 62H	
4C 1,8 Start/Stop**	03.13-	DE 60 EFB		
8C V8	03.07-		DA 77H DA 74	
Brera (939) 1,8	01.06-		DA 50H DA 50	
Brera (939) 2,2-3,2 V6	01.06-		DA 63H DA 62H	
Brera (939) 2,4 JTD	01.06-		DA 77H DA 74	
Giulietta (940) 1,4-1,8 Turbo	04.10-		DA 63H DA 62H	
Giulietta (940) 1,4-1,8 Turbo Start/Stop**	04.10-	DE 60 EFB		
Giulietta (940) 1,6-2,0 JTD	04.10-		DA 77H DA 74	
Giulietta (940) 1,6-2,0 JTD Start/Stop**	04.10-	DE 70 EFB DE 70 AGM		

Brand/ Model designation	Year of manu- facture	DURACELL Extreme	DURACELL Advanced	DURACELL Starter
GT (937) 1,8-3,2 GTA, 1,9 JTD	11.03-		DA 63H DA 62H	DS 62
GTV (916C_) 1,8-3,2 V6	09.94-		DA 77H DA 74	DS 72
MiTo (955) 1,3 JTD; 0,9-1,4 Start/Stop**	09.08-	DE 60 EFB		
MiTo (955) 1,6 JTD	07.08-		DA 77H DA 74	
MiTo (955) 1,6 JTD Start/Stop**	09.08-	DE 70 EFB DE 70 AGM		
Q2	03.07-		DA 63H DA 62H	
RZ Zagato 3,0 V6	01.92-12.94		DA 63H DA 62H	DS 62
Spider (916) 1,8-2,0	09.94-04.05		DA 63H DA 62H	DS 62
Spider (916) 3,0-3,2 V6	09.94-04.05		DA 77H DA 74	DS 72
Spider (939) 2,4 JTD	09.06-		DA 77H DA 74	
Spider (939) 3,2 JTS	09.06-		DA 63H DA 62H	
Stelvio 2,0 Q4 (949)**	12.16-	DE 70 EFB DE 70 AGM		
Stelvio 2,2 D Q4 (949)**	12.16-	DE 80 EFB DE 80 AGM		
Stelvio 2,9 Q4 (949)**	12.16-	DE 80 EFB DE 80 AGM		
SZ Zagato 3,0 V6	09.88-08.94		DA 63H DA 62H	DS 62
<b>Alpina</b>				
B10 (E39) 3,2-3,3	12.96-		DA 100 DA 95H	DS 95
B10 (E39) 4,6-4,8	12.96-		DA 110 DA 95H	DS 95
B12 (E38) 5,7-6,0 Start/Stop**	12.95-07.01	DE 92 AGM DE 105 AGM		
B3 (E46) 3,3-3,4	05.99-		DA 80	
B3 (E90, E91, E92, E93) 3,0 Start/Stop	01.07-	DE 80 AGM		
B3 (E92) GT\$	01.09-	DE 92 AGM		
B5 (E60, E61, F10, F11) 4,4	03.05-		DA 100 DA 95H	
B5 (E60, E61, F10, F11) 4,4 Start/Stop	03.05-	DE 92 AGM	DA 100 DA 95H	
B6 (F12, F13) 4,4	03.11-	DE 92 AGM		
B7 (E65, F01, F02) 4,4 Start/Stop**	01.09-	DE 92 AGM DE 105 AGM		
B8 (E36) 4,6	01.95-03.98		DA 100 DA 95H	DS 95
D3 (E90, E91, E92) 2,0 Start/Stop	03.05-	DE 92 AGM		
D5 (F10, F11) 3,0 Start/Stop	03.11-	DE 92 AGM		
Roadster (Z8) 4,8 V8	06.02-		DA 100 DA 95H	DS 95
Roadster S (Z4) 3,3	03.04-		DA 80	
<b>Alpine</b>				
A610 3,0 Turbo	01.91-04.95		DA 70	
<b>AMG</b>				
Hummer (H1-H3) 5,7 V8	01.95-		DA 70L	
Hummer (H1-H3) 6,2-6,6 D	01.95-		DA 70L	
<b>ARO</b>				
10 1,3-1,6	06.80-10.06		DA 50H DA 50	DS 45H
10 1,6-1,9 D	06.80-10.06		DA 63H DA 62H	DS 62
Spartana 1,2	01.99-		DA 50H DA 50	DS 45H
<b>Artega</b>				
GT 3,6	01.09-		DA 77H DA 74	

Brand/ Model designation	Year of manu- facture	DURACELL Extreme	DURACELL Advanced	DURACELL Starter
<b>Asia Motors</b>				
Hi-Topic (AM 725) 2,7 STD, D	06.93-12.99		DA 95L	
Rocsta 1,8	11.89-12.99		DA 60	
Rocsta 2,2 D	11.89-12.99		DA 95L	
<b>Aston Martin</b>				
Cygnnet 1,3-1,4 Start/Stop**	03.11-12.14	DE 60 EFB		
DB10 4,7 V8 Start/Stop	01.15-	DE 92 AGM		
DB11 5,9 V12 Start/Stop	09.16-	DE 92 AGM		
DB7 3,2	01.94-12.03		DA 77H DA 74	DS 72
DB7 5,9	01.94-12.03		DA 100 DA 95H	DS 95
DB9 5,9 V12	01.96-		DA 100 DA 95H	DS 95
DB9 5,9 V12 Start/Stop	01.04-	DE 92 AGM		
DBS, -Volante 5,9 V12	01.07-		DA 100 DA 95H	
Lagonda 5,3	01.76-12.97		DA 70L	
One-77 V12 Start/Stop	03.09-	DE 92 AGM		
Rapide 5,9 V12	03.10-		DA 80	
Rapide 5,9 V12 Start/Stop	03.10-	DE 92 AGM		
Roadster V8, V12	06.07-		DA 80	
Vanquish (R2) 5,9-6,0 V12	09.01-		DA 100 DA 95H	
Vanquish 5,9-6,0 V12 Start/Stop	01.12-	DE 92 AGM		
Vantage 4,3	10.05-		DA 100 DA 95H	
Virage 5,3-6,3 V8	01.88-12.00		DA 70L	
Virage 5,3-6,3 V8	01.11-		DA 100 DA 95H	
Virage 5,3-6,3 V8 Start/Stop	01.11-	DE 92 AGM		
<b>Audi</b>				
A1 (8X1, 8XA) 1,2 TFSI	05.10-		DA 63H DA 62H	
A1 (8X1, 8XA) 1,2 TFSI Start/Stop**	05.10-	DE 60 EFB		
A1 (8X1, 8XA) 1,4 TFSI	05.10-		DA 63H DA 62H	
A1 (8X1, 8XA) 1,4 TFSI Start/Stop**	05.10-	DE 60 EFB DE 70 AGM		
A1 (8X1, 8XA) 1,6 (77 kW)- 2,0 TDI, 2,0 TFSI	05.10-		DA 80	
A1 (8X1, 8XA) 1,6 (77 kW)- 2,0 TDI, 2,0 TFSI Start/Stop**	05.10-	DE 70 AGM DE 80 AGM		
A1 (8X1, 8XA) 1,6 TDI (66 kW)	05.10-		DA 77H DA 74	
A1 (8X1, 8XA) 1,6 TDI (66 kW) Start/Stop**	05.10-	DE 70 AGM DE 70 EFB		
A2 (8Z0) 1,2-1,4 TDI	02.00-		DA 80	
A2 (8Z0) 1,2-1,4 TDI Start/Stop**	02.09-	DE 70 AGM DE 70 EFB		
A2 (8Z0) 1,4-1,6 FSI	02.00-		DA 77H DA 74	DS 72
A2 (8Z0) 1,4-1,6 FSI Start/Stop**	02.09-	DE 70 AGM DE 70 EFB		
A3 (8L1) 1,6-1,8 T, quattro	09.96-05.03		DA 63H DA 62H	DS 62
A3 (8L1) 1,9 TDI quattro	09.96-05.03		DA 77H DA 74	DS 72
A3 (8L1) S3 quattro	09.96-05.03		DA 77H DA 74	DS 72
A3 (8P1) 2,0 FSI, TFSI, quattro	05.03-		DA 77H DA 74	
A3 (8P1, 8PA) 1,2 TSI	05.03-		DA 63H DA 62H	DS 62
A3 (8P1, 8PA) 1,2 TSI Start/Stop**	05.03-	DE 70 AGM DE 70 EFB		
A3 (8P1, 8PA) 1,4 FSI, TFSI Start/Stop**	05.03-	DE 70 AGM DE 70 EFB		

Brand/ Model designation	Year of manu- facture	DURACELL Extreme	DURACELL Advanced	DURACELL Starter
A3 (8P1, 8PA) 1,4 TFSI	05.03-		DA 63H DA 62H	
A3 (8P1, 8PA) 1,6 (74- 75kW)-1,8 FSI, TFSI	05.03-		DA 63H DA 62H	
A3 (8P1, 8PA) 1,6 TDI	05.03-		DA 63H DA 62H	
A3 (8P1, 8PA) 1,6 TDI Start/Stop**	05.03-	DE 70 AGM DE 80 AGM		
A3 (8P1, 8PA) 1,9-2,0 TDI	05.03-		DA 80	
A3 (8P1, 8PA) 2,0 TDI quattro Start/Stop**	05.03-	DE 70 AGM DE 80 AGM		
A3 (8P1, 8PA) 2,0 TDI, quattro, S3 quattro	05.03-		DA 77H DA 74	
A3 (8P1, 8PA) 3,2 V6 quattro	05.03-		DA 80	
A4 (8D2, 8D5, B5) 1,6-2,0 quattro, Avant, FSI*	01.95-09.01		DA 63H DA 62H	DS 62
A4 (8D2, 8D5, B5) 1,9-3,0 TDI, quattro, Avant*	01.95-09.01		DA 80	
A4 (8D2, 8D5, B5) 2,4-3,2 quattro, Avant, FSI, RS4, S4*	01.95-09.01		DA 77H DA 74	DS 72
A4 (8E2, B6, 8E5, 8H7, 8HE, 8EC, 8ED, 8K2, 8K5) 1,6-2,0 quattro, Avant, Cabrio, FSI	11.00-06.08		DA 63H DA 62H	
A4 (8E2, B6, 8E5, 8H7, 8HE, 8EC, 8ED, 8K2, 8K5) 1,9-2,0 TDI, quattro, Avant, Cabrio	11.00-06.08		DA 80	
A4 (8E2, B6, 8E5, 8H7, 8HE, 8EC, 8ED, 8K2, 8K5) 2,4-3,2 quattro, Avant, Cabrio, FSI	11.00-06.08		DA 77H DA 74	
A4 (8E2, B6, 8E5, 8H7, 8HE, 8EC, 8ED, 8K2, 8K5) 2,5-3,0 TDI, quattro, Avant, Cabrio, S4	11.00-06.08		DA 100 DA 95H	
A4 (8K2, 8K5) 1,8 TFSI	11.07-		DA 77H DA 74	
A4 (8K2, 8K5) 1,8 TFSI Start/Stop**	11.07-	DE 70 AGM DE 70 EFB		
A4 (8K2, 8K5) 2,0 TDI quattro Start/Stop**	11.07-	DE 92 AGM DE 80 AGM		
A4 (8K2, 8K5) 2,0 TFSI, 3,2 FSI quattro	11.07-		DA 77H DA 74	
A4 (8K2, 8K5) 2,0 TFSI, 3,2 FSI quattro Start/Stop**	11.07-	DE 70 AGM DE 70 EFB		
A4 (8K2, 8K5) 2,7-3,0 TDI	11.07-		DA 100 DA 95H	
A4 (8K2, 8K5) 2,7-3,0 TDI Start/Stop**	11.07-	DE 92 AGM DE 80 AGM		
A5 (8T, 8F) 1,8 TFSI	06.07-		DA 100 DA 95H	
A5 (8T, 8F) 1,8 TFSI Start/Stop	06.07-	DE 92 AGM		
A5 (8T, 8F) 2,0 TDI	06.07-		DA 77H DA 74	
A5 (8T, 8F) 2,0 TDI Start/Stop**	06.07-	DE 92 AGM DE 80 AGM		
A5 (8T, 8F) 2,0 TFSI quattro	06.07-		DA 77H DA 74	
A5 (8T, 8F) 2,0 TFSI quattro Start/Stop**	06.07-	DE 70 AGM DE 70 EFB		
A5 (8T, 8F) 2,7-3,0 TDI quattro	06.07-		DA 110	
A5 (8T, 8F) 2,7-3,0 TDI quattro, RS 5 quattro Start/Stop**	06.07-	DE 105 AGM DE 92 AGM		
A5 (8T, 8F) 3,2 FSI, S5 quattro	06.07-		DA 110	
A5 (8T, 8F) 3,2 FSI; S5 quattro Start/Stop**	06.07-	DE 105 AGM DE 92 AGM		
A6 (4A, C4) 1,8-2,0 quattro, Avant*	06.94-12.97		DA 63T DA 60T	DS 60
A6 (4A, C4) 1,9-2,5 TDI*	06.94-12.97		DA 77T DA 72	DS 70

\* mit Bodenleistenadapter Art.Nr. 305002030101/with base hold-down adapter Art.No. 305002030101

\*\* Bitte Originalbatterie prüfen, da unterschiedliche Batteriegroße/-technologie verbaut sein kann. In erster Linie abhängig von der elektrischen Zusatzausstattung. (VRLA=AGM, AFB/ECM=EFB)/  
Please check the original battery, as differing battery sizes and technologies may be installed. The battery choice depends primarily upon the electrical extras. (VRLA=AGM, AFB/ECM=EFB)

\*\*\* mit Polhülsen Dünn-DIN Art.Nr. 1020001300+1020001400/with terminal covers thin-DIN Art.No. 1020001300+1020001400

\*\*\*\* noch nicht verfügbar im Banner Sortiment/not yet available in the Banner assortment



# CARS AND SMALL TRANSPORTERS

Brand/ Model designation	Year of manu- facture	DURACELL Extreme	DURACELL Advanced	DURACELL Starter
A6 (4A, C4) 2,3-2,8 quattro, Avant*	06.94-12.97		DA 77T DA 72	DS 70
A6 (4A, C4) S6 quattro*	06.94-12.97		DA 77T DA 72	DS 70
A6 (4B, C5) 1,8-2,4 FSI	01.97-01.05		DA 77H DA 74	DS 72
A6 (4B, C5, 4F2, 4F5, 4FH) 1,9 TDI quattro, Allroad, Avant	01.97-01.05		DA 80	
A6 (4B, C5, 4F2, 4F5, 4FH) 2,0-3,0 TDI quattro, Allroad, Avant	01.97-01.05		DA 100 DA 95H	DS 95
A6 (4F2, 4F5, 4FH) 2,0 TFSI	05.04-08.11		DA 100 DA 95H	
A6 (4F2, 4F5, 4FH) 2,0 TFSI Start/Stop	05.04-08.11	DE 92 AGM		
A6 (4F2, 4F5, 4FH) 2,0-3,0 TDI quattro, Allroad, Avant Start/Stop	05.04-08.11	DE 105 AGM		
A6 (4F2, 4F5, 4FH) 2,4-2,8 FSI quattro	05.04-08.11		DA 80	
A6 (4F2, 4F5, 4FH) 2,7-3,0 TDI quattro	05.04-08.11		DA 100 DA 95H	
A6 (4F2, 4F5, 4FH) 2,7-3,0 TDI quattro Start/Stop	05.04-08.11	DE 92 AGM		
A6 (4F2, 4F5, 4FH) 3,0-4,2 FSI quattro	05.04-08.11		DA 100 DA 95H	
A6 (4F2, 4F5, 4FH) 3,0-4,2 FSI quattro Start/Stop	05.04-08.11	DE 92 AGM		
A6 (4G2, 4G5, C7) 2,8-3,0 FSI TFSI quattro Start/Stop**	11.10-	DE 70 AGM DE 80 AGM		
A6 (4G2, 4G5, C7) 3,0 TDI quattro, RS 6, S6 quattro Start/Stop	11.10-	DE 92 AGM		
A6 Allroad (4GH) 3,0 TDI quattro (150 kW), TFSI quattro Start/Stop	01.12-	DE 80 AGM		
A6 Allroad (4GH) 3,0 TDI, RS 6, S6 quattro (230 kW) Start/Stop	01.12-	DE 92 AGM		
A7 (4GA) 2,8 FSI quattro Start/Stop	10.10-	DE 80 AGM		
A7 (4GA) 2,8-3,0 FSI quattro	10.10-		DA 80	
A7 (4GA) 3,0 TDI quattro	10.10-		DA 100 DA 95H	
A7 (4GA) 3,0 TDI quattro, RS 7, S7 quattro Start/Stop**	10.10-	DE 92 AGM		
A7 (4GA) 3,0-4,0 FSI quattro Start/Stop**	10.10-	DE 92 AGM		
A8 (4D2, 4D8) 2,5-3-3 TDI quattro	03.94-12.02		DA 100 DA 95H	DS 95
A8 (4D2, 4D8) 2,8-6,0 quattro, S8	03.94-12.02		DA 100 DA 95H	DS 95
A8 (4E) 2,8-6,0 FSI quattro	10.02-07.10		DA 110	
A8 (4E) 2,8-6,0 FSI quattro Start/Stop**	10.02-07.10	DE 92 AGM DE 105 AGM		
A8 (4E) 3,0-4,2 TDI quattro	10.02-07.10		DA 110	
A8 (4E) 3,0-4,2 TDI quattro Start/Stop**	10.02-07.10	DE 92 AGM DE 105 AGM		
A8 (4H) 2,0-4,0 TFSI, 3,0-4,2 TDI quattro, S8 Start/Stop**	11.09-	DE 92 AGM DE 105 AGM		
A8 (4H) 4,0 TFSI, 3,0-4,2 TDI quattro	11.09-		DA 110	
Allroad (4BH) 2,7-4,2 T quattro, 2,5 TDI quattro	05.00-08.05		DA 100 DA 95H	
Cabriolet (8G7, B4) 1,8-2,8*	05.91-08.00		DA 77T DA 72	DS 70
Cabriolet (8G7, B4) 1,9 TDI*	05.91-08.00		DA 77T DA 72	DS 70
Coupe (89, 8B) 1,8-2,8 quattro*	10.88-12.96		DA 77T DA 72	DS 70
e-tron 300kW	01.18-	DE 70 AGM DE 70 EFB	DA 50H DA 50	

Brand/ Model designation	Year of manu- facture	DURACELL Extreme	DURACELL Advanced	DURACELL Starter
Q2 (GA) 1,0-1,5 TSI Start/Stop	11.16-	DE 60 EFB		
Q2 (GA) 1,6-2,0 TDI Start/Stop	11.16-	DE 70 EFB DE 70 AGM		
Q2 (GA) 2,0 TSI Start/Stop	11.16-	DE 70 EFB DE 70 AGM		
Q3 (8U) 1,4-2,0 TFSI quattro	06.11-		DA 77H DA 74	
Q3 (8U) 1,4-2,0 TFSI quattro Start/Stop**	06.11-	DE 70 AGM DE 70 EFB		
Q3 (8U) 2,0 TDI quattro, RS Start/Stop**	06.11-	DE 70 AGM DE 80 AGM		
Q5 (8R) 2,0 TDI quattro (105 kW)	11.08-		DA 77H DA 74	
Q5 (8R) 2,0 TDI quattro (105 kW) Start/Stop**	11.08-	DE 92 AGM DE 80 AGM		
Q5 (8R) 2,0 TDI quattro (120 kW)	11.08-		DA 80	
Q5 (8R) 2,0 TDI quattro (120 kW) Start/Stop**	11.08-	DE 92 AGM DE 80 AGM		
Q5 (8R) 2,0 TFSI hybrid quattro Start/Stop**	11.08-	DE 70 AGM DE 70 EFB		
Q5 (8R) 2,0 TFSI quattro	11.08-		DA 77H DA 74	
Q5 (8R) 2,0 TFSI quattro Start/Stop**	11.08-	DE 70 AGM DE 70 EFB		
Q5 (8R) 3,0 TDI quattro	11.08-		DA 100 DA 95H	
Q5 (8R) 3,0 TDI quattro Start/Stop	11.08-	DE 92 AGM		
Q7 (4L) 3,0-4,2 TDI	03.06-		DA 100 DA 95H	
Q7 (4L) 3,0-4,2 TDI Start/Stop	03.06-	DE 92 AGM		
Q7 (4L) 3,6-4,2 FSI	03.06-		DA 100 DA 95H	
Q7 (4L) 3,6-4,2 FSI Start/Stop	03.06-	DE 92 AGM		
Q7 (4L) 6,0 TDI	03.06-		DA 110	
Q7 (4L) 6,0 TDI Start/Stop	03.06-	DE 105 AGM		
Q7 (4M) 2,0 TFSI, 3,0 TDI e-tron PHEV ohne/without 12V RSG/BSG-Start 94 kW	03.15-	DE 70 AGM		
Q7 (4M) 2,0 TFSI, 3,0 TDI e-tron PHEV 94 kW	03.15-	DE 92 AGM		
Q8 (4M) 3,0 FSI Start/Stop	03.18-	DE 92 AGM		
Q8 (4M) 3,0 TDI Start/Stop**	03.18-	DE 92 AGM DE 105 AGM		
R8 (42) 4,2-5,2 quattro	03.07-		DA 110	
R8 (42) 4,2-5,2 quattro Start/Stop	03.07-	DE 105 AGM		
R8 Spyder 4,2-5,2 FSI quattro	03.10-		DA 100 DA 95H	
R8 Spyder 4,2-5,2 FSI quattro Start/Stop**	03.10-	DE 92 AGM		
RS7 (4GA) 4,0 FSI V8 Start/Stop**	01.13-	DE 80 AGM DE 92 AGM		
TT (8J3) 2,0 TFSI quattro	08.06-		DA 80	
TT (8J3) 2,0 TFSI quattro Start/Stop**	08.06-	DE 80 AGM DE 70 AGM		
TT (8N3) 1,8 T quattro	10.98-06.06		DA 63H DA 62H	
TT (8N3) 3,2 VR6 quattro	10.98-06.06		DA 63H DA 62H	
TT (8N3) 3,2 VR6 quattro Start/Stop	10.98-06.06	DE 70 AGM		
TT Roadster (8J9) 2,0 TFSI quattro, 3,2 V6 quattro	03.07-		DA 80	
TT Roadster (8J9) 2,0 TFSI quattro, 3,2 V6 quattro Start/Stop**	03.07-	DE 80 AGM DE 70 AGM		
TT Roadster (8N9) 1,8-3,2 T quattro	10.99-06.06		DA 63H DA 62H	
TT Roadster (8N9) 1,8-3,2 T quattro Start/Stop	10.99-06.06	DE 70 AGM		

Brand/ Model designation	Year of manu- facture	DURACELL Extreme	DURACELL Advanced	DURACELL Starter
TT Roadster (8N9) 3,2 V6 quattro Start/Stop**	02.07-	DE 70 AGM DE 70 EFB		
V8 (D1) 3,6-4,2 quattro*	10.88-02.94		DA 100 DA 95H	DS 95
A3 (8VA, 8VS, 8V7) e-tron PHEV 75 kW**	01.14-	DE 60 EFB		
A3 Cabrio (8P7) 1,2 TFSI	04.08-		DA 63H DA 62H	
A3 Cabrio (8P7) 1,2 TFSI Start/Stop**	04.08-	DE 70 AGM DE 70 EFB		
A3 Cabrio (8P7) 1,6-2,0 TDI	04.08-		DA 80	
A3 Cabrio (8P7) 1,6-2,0 TDI Start/Stop**	04.08-	DE 70 AGM DE 80 AGM		
A3 Cabrio (8P7) 1,8-2,0 TFSI	04.08-		DA 63H DA 62H	
A3 Cabrio (8P7) 1,8-2,0 TFSI Start/Stop**	04.08-	DE 70 AGM DE 70 EFB		
A3 Convertible, Limousine, Sportback (8VA, 8VS) 1,4 TFSI	01.12-		DA 63H DA 62H	
A3 Convertible, Limousine, Sportback (8VA, 8VS, 8V7) 1,2-1,8 TFSI, S3 quattro Start/Stop**	01.12-	DE 70 AGM DE 70 EFB		
A3 Convertible, Limousine, Sportback (8VA, 8VS, 8V7) 1,6-2,0 TDI	01.12-		DA 77H DA 74	
A3 Convertible, Limousine, Sportback (8VA, 8VS, 8V7) 1,6-2,0 TDI Start/Stop**	01.12-	DE 70 AGM DE 80 AGM		
A4 Allroad (8KH, B8) 2,0 TDI quattro	04.09-		DA 100 DA 95H	
A4 Allroad (8KH, B8) 2,0 TDI quattro Start/Stop**	04.09-	DE 92 AGM DE 80 AGM		
A4 Allroad (8KH, B8) 2,0 TFSI quattro	04.09-		DA 77H DA 74	
A4 Allroad (8KH, B8) 2,0 TFSI quattro Start/Stop**	04.09-	DE 70 AGM DE 70 EFB		
<b>Auwerland</b>				
A3 1,9-2,1 D	01.92-		DA 77H DA 74	DS 72
<b>Beijing</b>				
212	01.98-		DA 70L	
<b>Bentley</b>				
Arnage I, II 4,4-6,8	04.98-10.09		DA 70L	
Azure I, II 6,7-6,8	09.95-		DA 70L	
Continental 6,0-6,75	10.91-12.03		DA 70L	
Continental Coupe, Convertible 4,0	06.03-		DA 63H DA 62H	
Continental Coupe, Convertible 6,0	06.03-		DA 77H DA 74	
Continental GT, Flying Spur 4,0-6,0	03.05-		DA 63H DA 62H	
Mulsanne 6,8	01.09-		DA 63H DA 62H	
<b>BMW</b>				
1 (E81, 82, 87) 116 i Effi- cientDynamics Start/Stop**	09.04-	DE 70 AGM DE 70 EFB		
1 (E81, 82, 87) 116-118 i	09.04-		DA 50H DA 50	
1 (E81, 82, 87) 116-123 d Ef- ficientDynamics Start/Stop**	09.04-	DE 80 AGM DE 70 AGM		
1 (E81, 82, 87) 118 d, 120 d	09.04-		DA 80	
1 (E81, 82, 87) 118-135 i EfficientDynamics Start/Stop**	09.04-	DE 70 AGM DE 80 AGM		
1 (E81, 82, 87) 120 - 130 i	09.04-		DA 63H DA 62H	
1 (F20, F21) 114-118 i Effi- cientDynamics Start/Stop**	11.10-	DE 70 AGM DE 80 AGM		
1 (F20, F21) 114-125 d, M 135 i EfficientDynamics Start/Stop**	11.10-	DE 80 AGM DE 80 EFB		

Brand/ Model designation	Year of manu- facture	DURACELL Extreme	DURACELL Advanced	DURACELL Starter
1 (F21) 118 d xDrive Effi- cientDynamics Start/Stop	01.11-	DE 92 AGM		
1 Cabrio (E88) 118-123 d	03.08-		DA 80	
1 Cabrio (E88) 118-123 d Ef- ficientDynamics Start/Stop**	03.08-	DE 80 AGM DE 70 AGM		
1 Cabrio (E88) 118-125 i	03.08-		DA 63H DA 62H	
1 Cabrio (E88) 118-125 i Ef- ficientDynamics Start/Stop**	03.08-	DE 70 AGM DE 80 AGM		
1 Cabrio (E88) 135 i	03.08-		DA 80	
1 Cabrio (E88) 135 i Effi- cientDynamics Start/Stop**	03.08-	DE 80 AGM DE 80 EFB		
2 Coupe, Cabrio, Tourer (F22, F87) 218-225 d, M 235 i EfficientDynamics Start/Stop**	01-13-	DE 80 AGM DE 92 AGM		
2 Coupe, Cabrio, Tourer (F22, F87) 218-240 i Effi- cientDynamics Start/Stop**	03.15-	DE 70 AGM DE 80 AGM		
3 (E36) 316-318 i	09.90-02.98		DA 63T DA 60T	DS 60
3 (E36) 318-325 td, tds	09.90-02.98		DA 100 DA 95H	DS 95
3 (E36) 320-330 i, xi, M3	09.90-02.98		DA 77T DA 72	DS 70
3 (E46) 316-318 i	02.98-02.05		DA 77H DA 74	
3 (E46) 316-318 i Efficient- Dynamics Start/Stop**	02.98-02.05	DE 70 AGM DE 70 EFB		
3 (E46) 318-320 d	02.98-02.05		DA 80	
3 (E46) 318-320 d Efficient- Dynamics Start/Stop**	02.98-02.05	DE 80 AGM DE 80 EFB		
3 (E46) 320-330 i, xi	02.98-02.05		DA 77H DA 74	
3 (E46) 320-330 i, xi Efficient Dynamics Start/Stop**	02.98-02.05	DE 70 AGM DE 70 EFB		
3 (E46) 330 d, xd	02.98-02.05		DA 100 DA 95H	
3 (E46) 330 d, xd Efficient- Dynamics Start/Stop	02.98-02.05	DE 92 AGM		
3 (E90) 316-335 d, xd Effi- cientDynamics Start/Stop**	09.07-	DE 92 AGM DE 80 AGM		
3 (E90) 318 d-320 d	01.05-		DA 100 DA 95H	
3 (E90) 318-320 i	01.05-		DA 63H DA 62H	
3 (E90) 318-320 i, M3 Effi- cientDynamics Start/Stop**	09.07-	DE 70 AGM DE 80 AGM		
3 (E90) 325 d-335 d, xd	01.05-		DA 100 DA 95H	
3 (E90) 325-335 i Efficient- Dynamics Start/Stop**	09.07-	DE 80 AGM DE 92 AGM		
3 (E90) 325-335 i, M3	01.05-		DA 80	
3 (F30, F35) 316-335 i Effi- cientDynamics Start/Stop	10.11-	DE 92 AGM		
3 (F30, F35) 320-330 d, 335 d xDrive EfficientDynamics Start/Stop	10.11-	DE 92 AGM		
3 Cabrio (E36) 318 i	03.93-04.99		DA 63T DA 60T	DS 60
3 Cabrio (E36) 320-328 i, M3 3,0-3,2	03.93-04.99		DA 77T DA 72	DS 70
3 Cabrio (E46) 318-330 Cd	04.00-		DA 80	
3 Cabrio (E46) 318-330 Ci	04.00-		DA 77H DA 74	
3 Cabrio (E46) 318-330 Ci EfficientDynamics Start/Stop**	04.00-	DE 70 AGM DE 70 EFB		
3 Cabrio (E93) 320-330 d EfficientDynamics Start/Stop	08.06-	DE 92 AGM		

\* mit Bodenleistenadapter Art.Nr. 305002030101/with base hold-down adapter Art.No. 305002030101

\*\* Bitte Originalbatterie prüfen, da unterschiedliche Batteriegroße/-technologie verbaut sein kann. In erster Linie abhängig von der elektrischen Zusatzausstattung. (VRLA=AGM, AFB/ECM=EFB)/  
Please check the original battery, as differing battery sizes and technologies may be installed. The battery choice depends primarily upon the electrical extras. (VRLA=AGM, AFB/ECM=EFB)

\*\*\* mit Polhülsen Dünn-DIN Art.Nr. 1020001300+1020001400/with terminal covers thin-DIN Art.No. 1020001300+1020001400

\*\*\*\* noch nicht verfügbar im Banner Sortiment/not yet available in the Banner assortment

# CARS AND SMALL TRANSPORTERS

Brand/ Model designation	Year of manu- facture	DURACELL Extreme	DURACELL Advanced	DURACELL Starter
3 Cabrio (E93) 320-335 i	08.06-		DA 77H DA 74	
3 Cabrio (E93) 320-335 i EfficientDynamics Start/Stop**	08.06-	DE 92 AGM DE 80 AGM		
3 Cabrio (E93) 330 d	08.06-		DA 80	
3 Compact (E36) 316-318 ti	03.94-08.00		DA 63T DA 60T	DS 60
3 Compact (E36) 318 tds	01.95-08.00		DA 100 DA 95H	DS 95
3 Compact (E36) 323 ti	08.97-08.00		DA 77T DA 72	DS 70
3 Compact (E46) 316-318 ti	06.01-02.05		DA 63H DA 62H	
3 Compact (E46) 318-320 td	06.01-02.05		DA 80	
3 Compact (E46) 325 ti	06.01-02.05		DA 80	
3 Coupe (E36) 316-320 i	03.92-04.99		DA 63T DA 60T	DS 60
3 Coupe (E36) 323 i	03.92-04.99		DA 63T DA 60T	DS 60
3 Coupe (E36) 325-328 i	03.92-04.99		DA 77T DA 72	DS 70
3 Coupe (E46) 316-318 Ci	04.99-04.05		DA 63H DA 62H	
3 Coupe (E46) 316-318 Ci Effi- cientDynamics Start/Stop**	04.99-04.05	DE 70 AGM DE 70 EFB		
3 Coupe (E46) 320-330 Ci, M3	04.99-04.05		DA 77H DA 74	
3 Coupe (E46) 320-330 Ci, M3 EfficientDynamics Start/Stop**	04.99-04.05	DE 70 AGM DE 70 EFB		
3 Coupe (E46) 330 Cd	04.99-04.05		DA 100 DA 95H	
3 Coupe (E46) 330 Cd Effi- cientDynamics Start/Stop	04.99-04.05	DE 92 AGM		
3 Coupe (E92) 320 i-330 xi	08.06-		DA 80	
3 Coupe (E92) 320 i-330 xi EfficientDynamics Start/Stop	09.07-	DE 92 AGM		
3 Coupe (E92) 320-335 d	09.06-		DA 100 DA 95H	
3 Coupe (E92) 320-335 d, xd EfficientDynamics Start/Stop	09.07-	DE 92 AGM		
3 Gran Turismo (F34) 318-325 d, 335 d xDrive Effi- cientDynamics Start/Stop	01.13-	DE 92 AGM		
3 Gran Turismo (F34) 320-335 i xDrive Efficient- Dynamics Start/Stop	01.13-	DE 92 AGM		
3 Touring (E30) 316-320 i	07.87-06.94		DA 63T DA 60T	DS 60
3 Touring (E30) 324 td	07.87-06.94		DA 80	DS 88
3 Touring (E30) 325 i, X	07.87-06.94		DA 63H DA 62H	DS 62
3 Touring (E36) 318 i, tds	01.95-10.99		DA 63T DA 60T	DS 60
3 Touring (E36) 318-325 tds	01.95-10.99		DA 100 DA 95H	
3 Touring (E36) 320-328 i	01.95-10.99		DA 77H DA 74	DS 72
3 Touring (E46) 316-318i	10.99-02.05		DA 63H DA 62H	
3 Touring (E46) 316-318i Ef- ficientDynamics Start/Stop**	10.99-02.05	DE 70 AGM DE 70 EFB		
3 Touring (E46) 318-320 d	10.99-02.05		DA 80	
3 Touring (E46) 318-320 d EfficientDynamics Start/Stop	10.99-02.05	DE 92 AGM		
3 Touring (E46) 320-330 i, xi	10.99-02.05		DA 77H DA 74	
3 Touring (E46) 320-330 i, xi EfficientDynamics Start/Stop**	10.99-02.05	DE 70 AGM DE 80 AGM		

Brand/ Model designation	Year of manu- facture	DURACELL Extreme	DURACELL Advanced	DURACELL Starter
3 Touring (E46) 330 d, xd	10.99-02.05		DA 100 DA 95H	
3 Touring (E46) 330 d, xd EfficientDynamics Start/Stop	10.99-02.05	DE 92 AGM		
3 Touring (E91) 318-320 d	09.05-		DA 100 DA 95H	
3 Touring (E91) 318-320 d EfficientDynamics Start/Stop	09.07-	DE 92 AGM		
3 Touring (E91) 318-320 i EfficientDynamics Start/Stop	09.07-	DE 92 AGM		
3 Touring (E91) 318-320i	09.05-		DA 63H DA 62H DA 100 DA 95H	
3 Touring (E91) 325-335 d	09.05-		DA 63H DA 62H DA 100 DA 95H	
3 Touring (E91) 325-335 d, xd EfficientDynamics Start/Stop	09.07-	DE 92 AGM		
3 Touring (E91) 325-335 i EfficientDynamics Start/Stop	09.07-	DE 92 AGM		
3 Touring (E91) 325-335i	09.05-		DA 80	
3 Touring (F31) 316-335 i EfficientDynamics Start/Stop	10.11-	DE 92 AGM		
3 Touring (F31) 320-330 d, 335 d xDrive Efficient- Dynamics Start/Stop	10.11-	DE 92 AGM		
4 Coupe, Convertible (F32, F33) 420-435 d xDrive Effi- cientDynamics Start/Stop	01.13-	DE 92 AGM		
4 Coupe, Convertible (F32, F33) 420-435 i Efficient- Dynamics Start/Stop	01.13-	DE 92 AGM		
5 (E34) 518-520 i	01.88-11.95		DA 63H DA 62H	DS 62
5 (E34) 525 i	01.88-11.95		DA 77H DA 74	DS 72
5 (E34) 525 td, tds	01.88-11.95		DA 100 DA 95H	DS 95
5 (E34) 530-540 i	01.88-11.95		DA 100 DA 95H	DS 95
5 (E39) 520-530 d, td, tds	11.95-06.03		DA 100 DA 95H	DS 95
5 (E39) 520-540 i	11.95-06.03		DA 100 DA 95H	DS 95
5 (E60) 520-530 i	07.03-		DA 100 DA 95H	
5 (E60) 520-530 i Efficient- Dynamics Start/Stop	09.07-	DE 92 AGM		
5 (E60) 520-535 d, tds	07.03-		DA 100 DA 95H	
5 (E60) 520-535 d, tds Effi- cientDynamics Start/Stop	09.07-	DE 92 AGM		
5 (E60) 540-550 i, M5	07.03-		DA 100 DA 95H	
5 (E60) 540-550 i, M5 Effi- cientDynamics Start/Stop	09.07-	DE 92 AGM		
5 (F10, F18) 518-550 d xDrive, M, ActiveHybrid Effi- cientDynamics Start/Stop	03.10-	DE 92 AGM		
5 (F10, F18) 520-550 i Effi- cientDynamics Start/Stop	03.10-	DE 92 AGM		
5 Gran Turismo (F07) 520- 550 d xDrive Efficient- Dynamics Start/Stop	03.09-	DE 92 AGM		
5 Gran Turismo (F07) 520- 550 i EfficientDynamics Start/Stop	03.09-	DE 92 AGM		
5 Touring (E34) 518-520 i	11.91-01.97		DA 63H DA 62H	DS 62
5 Touring (E34) 525 i	11.91-01.97		DA 63H DA 62H	DS 62
5 Touring (E34) 525 tds	11.91-01.97		DA 100 DA 95H	DS 95

Brand/ Model designation	Year of manu- facture	DURACELL Extreme	DURACELL Advanced	DURACELL Starter
5 Touring (E34) 530-540 i	11.91-01.97		DA 100 DA 95H	DS 95
5 Touring (E39) 520-530 d, td, tds	01.97-06.03		DA 100 DA 95H	DS 95
5 Touring (E39) 520-540 i	01.97-06.03		DA 100 DA 95H	DS 95
5 Touring (E61) 520-530 d, xd EfficientDynamics Start/Stop	09.07-	DE 92 AGM		
5 Touring (E61) 520-530 i, xi	06.04-		DA 100 DA 95H	
5 Touring (E61) 520-530 i, xi EfficientDynamics Start/Stop	09.07-	DE 92 AGM		
5 Touring (E61) 520-535 d, xd	06.04-		DA 100 DA 95H	
5 Touring (E61) 545-550 i	06.04-		DA 100 DA 95H	
5 Touring (E61) 545-550 i EfficientDynamics Start/Stop	09.07-	DE 92 AGM		
5 Touring (F11) 518-550 d xDrive EfficientDynamics Start/Stop	09.10-	DE 92 AGM		
5 Touring (F11) 523-550 i EfficientDynamics Start/Stop**	09.10-	DE 92 AGM		
6 (E63, E64) 630-650 i, Ci, Csi, Cabrio, M6	01.04-		DA 110	
6 (E64) Coupe, Cabrio 630-650 i, Ci, Csi EfficientDynamics Start/Stop	09.07-	DE 92 AGM		
6 (F12) 640-640 d xDrive EfficientDynamics Start/Stop	03.11-	DE 92 AGM		
6 (F12) 640-650 i, M EfficientDynamics Start/Stop**	03.11-	DE 92 AGM		
6 Coupe/Gran Coupe (F13, F06) 640-650 d xDrive EfficientDynamics Start/Stop	11.10-	DE 92 AGM		
6 Coupe/Gran Coupe (F13, F06) 640-650 i EfficientDynamics Start/Stop	11.10-	DE 92 AGM		
6 Coupe/Gran Coupe (F13, F06) M EfficientDynamics Start/Stop**	11.10-	DE 105 AGM		
7 (E32) 730 i (138 kW)	09.86-09.94		DA 77H DA 74	DS 72
7 (E32) 730 i (160 kW)-750 i	09.86-09.94		DA 80	
7 (E38) 728-740 i, 730-740 d	10.94-11.01		DA 100 DA 95H	DS 95
7 (E65, 66, 67) 730-760 i, 730-745 d EfficientDynamics Start/Stop	11.01-	DE 92 AGM		
7 (E68) 730-760 i, 730-745 d EfficientDynamics Start/Stop	09.07-	DE 92 AGM		
7 (F01, F02, F03, F04) 730-750 d xDrive, ActiveHybrid EfficientDynamics Start/Stop	06.08-	DE 92 AGM		
7 (F01, F02, F03, F04) 740-760 i EfficientDynamics Start/Stop	06.08-	DE 92 AGM		
8 (E31) 840-850	04.90-12.99		DA 77T DA 72	DS 70
Mini One, Cabriolet, Cooper D	03.01-		DA 77H DA 74	DS 72
Mini One, Cabriolet, Cooper, Convertible, S	03.01-		DA 63H DA 62H	DS 62
Mini One, Clubman, Countryman, Cooper, S 1,6; 1,6 D Start/Stop**	06.07-	DE 70 AGM DE 70 EFB		

Brand/ Model designation	Year of manu- facture	DURACELL Extreme	DURACELL Advanced	DURACELL Starter
X1 (E84) sDrive/xDrive 16-25 d EfficientDynamics Start/Stop**	10.09-	DE 80 AGM DE 80 EFB		
X1 (E84) sDrive/xDrive 18-28 i EfficientDynamics Start/Stop**	10.09-	DE 70 AGM DE 80 AGM		
X2 (F39) 18-20 i EfficientDynamics Start/Stop**	03.18-	DE 70 AGM DE 80 AGM		
X2 (F39) 18-25 d EfficientDynamics Start/Stop**	03.18-	DE 80 AGM DE 92 AGM		
X3 (E83) 2,0	01.04-		DA 77H DA 74	
X3 (E83) 2,0-3,0 d, sd	01.04-		DA 100 DA 95H	
X3 (E83) 2,5-3,0	01.04-		DA 100 DA 95H	
X3 (E83) sDrive/xDrive 20-30 i EfficientDynamics Start/Stop**	01.04-	DE 70 AGM DE 70 EFB		
X3 (E83) xDrive 18-20 d EfficientDynamics Start/Stop**	01.04-	DE 80 AGM DE 80 EFB		
X3 (E83) xDrive 30-35 d EfficientDynamics Start/Stop	01.04-	DE 92 AGM		
X3 (F25) sDrive 18 d, 30 d, xDrive 28 i EfficientDynamics Start/Stop**	09.10-	DE 80 AGM DE 80 EFB		
X3 (F25) xDrive 20 i, 35 i, 20 d, 35 d EfficientDynamics Start/Stop	09.10-	DE 92 AGM		
X4 (F26) 20-35 d EfficientDynamics Start/Stop	04.14-	DE 92 AGM		
X4 (F26) 20-40 i EfficientDynamics Start/Stop**	04.14-	DE 80 AGM DE 92 AGM		
X5 (E53, 70) 3,0 d	05.00-		DA 100 DA 95H	
X5 (E53, 70) 3,0-4,8 i, is	05.00-		DA 100 DA 95H	
X5 (E70) 3,0 d; xDrive 30 d, 35 d, 40 d, M EfficientDynamics Start/Stop	02.07-	DE 92 AGM		
X5 (E70) 3,0-4,8 i, is EfficientDynamics Start/Stop	02.07-	DE 92 AGM		
X5 (F15) sDrive 25 d, 40 d, xDrive 35 i, 25 d, 35 d, 40 d	01.12-	DE 105 AGM		
X6 (E71, E72) 3,0-3,5 d	09.07-		DA 100 DA 95H	
X6 (E71, E72) 3,0-3,5 d, M, ActiveHybrid EfficientDynamics Start/Stop	09.07-	DE 92 AGM		
X6 (E71, E72) 3,5-5,0 i	02.07-		DA 100 DA 95H	
X6 (E71, E72) 3,5-5,0 i EfficientDynamics Start/Stop	09.07-	DE 92 AGM		
X7 3,0 d EfficientDynamics Start/Stop	03.19-	DE 92 AGM		
X7 4,4 V8 EfficientDynamics Start/Stop	03.19-	DE 92 AGM		
X7 6,6 V12 EfficientDynamics Start/Stop	03.19-	DE 105 AGM		
Z3 (E36) 1,8-3,0; M 3,2; Coupe	10.95-06.03		DA 77H DA 74	DS 72
Z4 (E85, 86) 2,0-3,2; M	02.03-		DA 77H DA 74	
Z4 (E85, 86) 2,0-3,2; M EfficientDynamics Start/Stop**	02.03-	DE 70 AGM DE 70 EFB		
Z4 (E89) Coupe 3,0-3,2 M	03.06-		DA 63H DA 62H	
Z4 (E89) Roadster sDrive 18 i, 23 i, 30 i, 35 i, is EfficientDynamics Start/Stop**	09.07-	DE 70 AGM DE 70 EFB		
Z4 (E89) Roadster sDrive 20 i, 28 i, is EfficientDynamics Start/Stop	09.07-	DE 70 AGM DE 70 EFB		

\* mit Bodenleistenadapter Art.Nr. 305002030101/with base hold-down adapter Art.No. 305002030101

\*\* Bitte Originalbatterie prüfen, da unterschiedliche Batteriegroße/-technologie verbaut sein kann. In erster Linie abhängig von der elektrischen Zusatzausstattung. (VRLA=AGM, AFB/ECM=EFB)/ Please check the original battery, as differing battery sizes and technologies may be installed. The battery choice depends primarily upon the electrical extras. (VRLA=AGM, AFB/ECM=EFB)

\*\*\* mit Polhülsen Dünn-DIN Art.Nr. 1020001300+1020001400/with terminal covers thin-DIN Art.No. 1020001300+1020001400

\*\*\*\* noch nicht verfügbar im Banner Sortiment/not yet available in the Banner assortment



# CARS AND SMALL TRANSPORTERS

Brand/ Model designation	Year of manu- facture	DURACELL Extreme	DURACELL Advanced	DURACELL Starter
Z8 (E52) 4,9	06.00-06.03		DA 100 DA 95H	DS 95
<b>Brilliance</b>				
Zhonghua 2,0-2,4	01.05-		DA 77H DA 74	
<b>Bristol</b>				
Bristol 4, 6	01.95-		DA 70L	
<b>Bugatti</b>				
EB 110	01.99-		DA 63T DA 60T	DS 60
<b>Buick</b>				
Le Sabre 3,8	01.99-		DA 70L	
Park Avenue 3,8	01.91-10.96		DA 70L	
Skylark (N) 2,8-3,3	04.79-09.95		DA 70L	
<b>Cadillac</b>				
BLS 2,0-2,8; 1,9 D	04.06-		DA 77H DA 74	
CTS 2,6 V6-6,2 V8	01.02-12.07		DA 70L	
CTS 2,8-6,2	01.08-		DA 77H DA 74	
Deville 4,6-4,9 V8	01.93-		DA 77T DA 72	DS 70
DTS 4,6 V8	01.05-		DA 77T DA 72	
Eldorado, Cabrio			DA 95	
Escalade 5,8	10.98-		DA 77H DA 74	
Seville 4,9-5,7	08.99-		DA 70L	
SRX 3,6 V6-4,6 V8	03.06-		DA 77H DA 74	
STS 3,6-4,6	01.05-		DA 77H DA 74	
XLR 4,6	03.04-		DA 63T DA 60T	
<b>Chery</b>				
M14			DA 63T DA 60T	DS 60
S16			DA 63T DA 60T	DS 60
Tiggo 5	09.06-		DA 63T DA 60T	
<b>Chevrolet</b>				
Beretta 2,3-3,1 V6	01.87-12.96		DA 70L	
Blazer 4,3 V6	01.94-		DA 77T DA 72	DS 70
Camaro 3,6-6,2	01.09-		DA 77H DA 74	
Camaro 3,6-6,2 Start/Stop**	01.09-	DE 70 AGM DE 80 AGM		
Corsica 2,2-3,1 V6	01.87-12.96		DA 70L	
Corvette (C6) 06 7,0	01.04-		DA 63T DA 60T	
Corvette (C6) 6,0	01.04-			DS 72L
Corvette 5,7	01.97-09.04		DA 77H DA 74	DS 72
Cruze (J300, J305, J308) 1,7 D, 2,0 TD, CDI	01.09-		DA 80	
HRV 2,4	03.07-		DA 63T DA 60T	
Impala 3,4-3,8	01.99-		DA 70L	
Lumina APV 2,3-3,8	08.89-07.96		DA 70L	
Orlando (J309) 2,0 D	01.10-		DA 80	
Trailblazer 4,2-6,0	03.02-12.08			DS 72L
Transsport 3,4 V6	01.96-12.05			DS 72L
Trax 1,4-1,8, 1,7 TD	01.12-		DA 77H DA 74	
Trax 1,4-1,8, 1,7 TD Start/Stop	01.12-	DE 70 AGM		
Volt EV 150 (111 kW + 63 kW)	01.11-	DE 60 EFB	DA 63H DA 62H	
<b>Chevrolet-Daewoo</b>				
Aveo (T250, T255, T300) 1,3 D Start/Stop	03.08-	DE 60 EFB		

Brand/ Model designation	Year of manu- facture	DURACELL Extreme	DURACELL Advanced	DURACELL Starter
Captiva (C100, C140) 2,0 CDTI (RUS)	05.06-			DS 72L
Captiva (C100, C140) 2,0-2,2 CDTI (ROK)	05.06-		DA 95L	
Captiva (C100, C140) 2,4 R4 (ROK)	05.06-		DA 60L	
Captiva (C100, C140) 3,0 4WD (ROK)	05.06-		DA 77T DA 72	
Captiva (C100, C140) 3,2 V6 (ROK)	05.06-		DA 70L	
Captiva (C100, C140) 3,2 V6 (ROK)	05.06-		DA 77T DA 72	
Captiva (C100, C140) 3,2 V6 (RUS)	05.06-			DS 72L
Cielo 1,5	06.94-11.00		DA 63H DA 62H	DS 60
Epica (KL1) 2,0 TD	06.06-		DA 95L	
Epica (KL1) 2,0-2,5 V6	06.06-		DA 70L	
Espero (KLEJ) 1,5-2,0	10.91-09.99		DA 63H DA 62H	DS 60
Evanda (KLA) 1,9-2,0	12.02-			DS 72L
Korando (KJ)	01.96-		DA 60L	
Korando (KJ) 2,9 D	01.96-		DA 95L	
Lacetti (KLAN) 2,0 D	09.04-			DS 72L
Matiz (KLYA) 0,8	09.98-		DA 40	
Matiz (KLYA) 1,0	09.98-		DA 40L	
Nexia (KLETN)	02.95-08.97		DA 63T DA 60T	DS 60
Nubira, -Combi (KLAJ) 1,6-2,0	05.97-			DS 72L
Orlando (J309) 2,0 D	01.10-		DA 80	
Rexton (GAB) 2,9 TDI; 3,2 V6	04.02-		DA 95L	
Rezzo (KLAU) 1,6-2,0	06.05-		DA 70L	
Rezzo (KLAU) 1,6-2,0 LPG	06.05-		DA 70L	
Spark (M300) 1,0-1,2	01.10-		DA 50	
Spark 0,8-1,0 (46 kW)	01.05-		DA 40	
Spark 1,0 (49 kW)	01.05-		DA 40L	
Tico (KLY3)	02.95-		DA 60	
Trax 1,4-1,8, 1,7 TD Start/Stop	01.12-	DE 70 AGM		
<b>Chrysler</b>				
300 C (LX, LE), Touring 2,7	09.04-		DA 77T DA 72	
Delta 1,4, 1,6 D	01.11-		DA 63H DA 62H	
Delta 1,4, 1,6 D Start/Stop**	01.11-	DE 60 EFB		
Delta 2,0 D	01.11-		DA 77H DA 74	
Delta 2,0 D Start/Stop**	01.11-	DE 70 AGM DE 70 EFB		
300 C (LX, LE), Touring 3,0 CRD	09.04-		DA 100 DA 95H	DS 95
300 C (LX, LE), Touring 3,5-6,1 SRT8	09.04-		DA 80	
Crossfire (ZH), Roadster 3,2 V6, SRT-6	07.03-		DA 77H DA 74	
Neon II 1,6-2,0	01.00-		DA 50H DA 50	
New Yorker 3,5				DS 72L
Pacifica 3,5-4,0	03.03-			DS 72L
PT Cruiser 1,6	06.00-		DA 50H DA 50	
PT Cruiser 1,6-2,4	06.00-		DA 50H DA 50	
PT Cruiser 2,2 CRD**	03.01-	DE 60 EFB DE 70 AGM		
Sebring (JSC) 2,0 CRD	01.08-		DA 100 DA 95H	
Voyager I (ES) D	01.92-12.95			DS 72L
Voyager II (GS) 2,0-3,0	01.95-03.01			DS 72L
Voyager II (GS) 3,3-3,8 i AWD, 2,5 TD	01.95-03.01			DS 72L
Voyager III, IV (RG) 2,0-3,8 AWD	02.00-12.07			DS 72L

Brand/ Model designation	Year of manu- facture	DURACELL Extreme	DURACELL Advanced	DURACELL Starter
Voyager III, IV (RG) 2,5-2,8 CRD	02.00-12.07			DS 72L
Voyager V (RT) 2,8 CRD	02.08-			DS 72L
Voyager V (RT) 3,8	02.08-			DS 72L
Ypsilon 0,9-1,3 Start/Stop**	01.11-	DE 60 EFB		
<b>Chrysler-Jeep</b>				
Cherokee (KJ) 2,5 CRD	01.02-			DS 72L
Cherokee (KJ) 3,7	01.02-		DA 60L	
Cherokee (KK) 2,8 CRD	01.08-		DA 95L	
Cherokee (XJ) 2,1-2,5 TD, CRD	01.88-12.01			DS 72L
Commander (XH) 3,8-5,7 V8 HEMI	03.06-		DA 80	
Commander 3,0 V6 CRD	03.06-		DA 100 DA 95H	
Compass (MK49) 2,0 CRD	12.06-			DS 72L
Grand Cherokee I (ZG) 2,5 TD+CRD	01.96-12.98			DS 72L
Grand Cherokee II (WJ/WG) 2,7 CRD	01.99-12.04		DA 100 DA 95H	DS 95
Grand Cherokee II (WJ/WG) 3,7-4,7	01.99-12.04			DS 72L
Grand Cherokee III (WH) 3,0 CRD	01.05-		DA 100 DA 95H	
Grand Cherokee III (WH) 3,7-6,1	01.05-		DA 80	
Patriot (MK74) 2,0 CRD	03.07-			DS 72L
Patriot (MK74) 2,4	03.07-			DS 72L
Wrangler III (JK) 2,8 CRD	02.06-			DS 72L
Wrangler III (JK) 3,8	02.06-		DA 60L	
<b>Citroen</b>				
Berlingo (MF, M_) 1,1-1,8	07.96-		DA 63H DA 62H	DS 62
Berlingo (MF, M_) 1,8-1,9 D	07.96-		DA 63H DA 62H	DS 62
Berlingo (MF, M_) 1,8-1,9 D; 1,6-2,0 HDi	07.96-		DA 77H DA 74	DS 72
Berlingo 1,6 e-HDi 90 Start/Stop	04.08-	DE 70 AGM		
C1 (PM, PN) 1,0	06.05-		DA 42	
C1 (PM, PN) 1,4 HDi 55	06.05-		DA 50H DA 50	
C15 (VD-) 1,1-1,4	10.84-12.97		DA 50H DA 50	DS 45H
C15 (VD-) 1,8 D	10.84-12.97		DA 63H DA 62H	DS 62
C2 (JM) 1,1-1,6	09.03-		DA 50H DA 50	DS 45H
C2 (JM) 1,4; 1,4-1,6 e-HDi 70-110 Start/Stop	02.11-	DE 60 EFB		
C2 (JM) 1,4-1,6 HDi 70-110	09.03-		DA 63H DA 62H	DS 62
C25 (280, 290) 1,8-2,0	07.84-12.94		DA 63H DA 62H	DS 62
C25 (280, 290) 2,5 D, TD	07.84-12.94		DA 100 DA 95H	DS 95
C3 (FC, HB) 1,1-1,6 - Pluriel	02.02-		DA 50H DA 50	DS 45H
C3 (FC, HB) 1,4 16V Start/Stop	02.11-	DE 60 EFB		
C3 (FC, HB) 1,4-1,6 HDi - Pluriel 70-110	02.02-		DA 63H DA 62H	DS 62
C3 Picasso 1,4 VTi	11.09-		DA 50H DA 50	
C3 Picasso 1,4 VTi Start/Stop	11.09-	DE 60 EFB		
C3 Picasso 1,4; 1,6 HDi	02.09-		DA 63H DA 62H	
C3 Picasso 1,4; 1,6 HDi Start/Stop	02.09-	DE 70 AGM		
C4 (LC, LA, DU, UA) 1,4-1,6 - Coupe, Grand, -Picasso, VTi	06.05-		DA 50H DA 50	
C4 (LC, LA, DU, UA) 1,4-1,6 - Coupe, Grand, -Picasso, VTi	06.05-		DA 63H DA 62H	

Brand/ Model designation	Year of manu- facture	DURACELL Extreme	DURACELL Advanced	DURACELL Starter
C4 (LC, LA, DU, UA) 1,6-2,0 HDi 110-135 - Coupe, Grand, -Picasso	06.05-		DA 77H DA 74	
C4 (LC, LA, DU, UA) 2,0 - Coupe, Grand, -Picasso, VTi	06.05-		DA 63H DA 62H	
C4 (UD) 1,6 e-HDi 110 Picasso, Grand Picasso Start/Stop	02.07-	DE 70 AGM		
C5 (DE, RC, RE, RD, TD) 1,6-2,0	03.01-		DA 63H DA 62H	DS 62
C5 (DE, RC, RE, RD, TD) 1,6-3,0 HDi 110-135	03.01-		DA 77H DA 74	DS 72
C5 (DE, RC, RE, RD, TD) 2,0-3,0	03.01-		DA 77H DA 74	DS 72
C5 (RD, TD) 1,6 e-HDi 110 Start/Stop	02.11-	DE 70 AGM		
C6 (TD) 2,2 HDi	09.06-		DA 77H DA 74	
C6 (TD) 2,2 HDi Start/Stop	09.06-	DE 70 AGM		
C6 (TD) 2,7 HDi	09.06-		DA 100 DA 95H	
C6 (TD) 2,7 HDi Start/Stop	09.06-	DE 92 AGM		
C6 (TD) 3,0 V6	09.06-		DA 77H DA 74	
C6 (TD) 3,0 V6 Start/Stop	09.06-	DE 70 AGM		
C8 (EA, EB) 2,0-2,2 HDi	07.02-		DA 77H DA 74	
C8 (EA, EB) 2,0-3,0	07.02-		DA 77H DA 74	
C-Crosser (EP) 2,0	02.07-		DA 63H DA 62H	
C-Crosser (EP) 2,2 HDi	02.07-		DA 95	
C-Crosser (EP) 2,4	02.07-		DA 77H DA 74	
C-Elysee 1,2-1,6	01.12-		DA 50H DA 50	
C-Elysee 1,6 HDi	01.12-		DA 63H DA 62H	
C-Elysee 1,6 Hdi Start/Stop	01.12-	DE 60 EFB		
C-Zero (47 kW)***	09.10-		DA 40	
DS3 1,2-1,6 VTi	11.09-		DA 50H DA 50	
DS3 1,4-1,6 HDi	11.09-		DA 63H DA 62H	
DS3 1,4-1,6 HDi Start/Stop	11.09-	DE 70 AGM		
DS3 1,6 THP Start/Stop	11.09-	DE 60 EFB		
DS4 1,6 VTi, THP	03.11-		DA 63H DA 62H	
DS4 1,6 VTi, THP Start/Stop	03.11-	DE 60 EFB		
DS4 1,6-2,0 HDi	03.11-		DA 77H DA 74	
DS4 1,6-2,0 HDi Start/Stop	03.11-	DE 70 AGM		
DS5 1,6 THP	01.11-		DA 63H DA 62H	
DS5 1,6 THP Start/Stop	01.11-	DE 60 EFB		
DS5 1,6-2,0 HDi	01.11-		DA 77H DA 74	
DS5 1,6-2,0 HDi Start/Stop	01.11-	DE 70 AGM		
Evasion (22, U6U) 1,8-2,0	06.94-07.02		DA 63H DA 62H	DS 62
Evasion (22, U6U) 1,9-2,1 TD, HDi	06.94-07.02		DA 77H DA 74	DS 72
Jumper (230P, -L, 244) 1,9-2,2 D, TDi, HDi	02.94-		DA 77H DA 74	DS 72
Jumper (230P, -L, 244) 2,0	02.94-		DA 63H DA 62H	DS 62
Jumper (230P, -L, 244) 2,5-2,8 D, TDi, HDi	02.94-06.06		DA 100 DA 95H	DS 95
Jumper (244) 2,2-3,0 D, HDi	04.06-		DA 100 DA 95H	
Jumpy (U6U) 1,6-2,0	06.94-		DA 63H DA 62H	DS 62

\* mit Bodenleistenadapter Art.Nr. 305002030101/with base hold-down adapter Art.No. 305002030101

\*\* Bitte Originalbatterie prüfen, da unterschiedliche Batteriegroße/-technologie verbaut sein kann. In erster Linie abhängig von der elektrischen Zusatzausstattung. (VRLA=AGM, AFB/ECM=EFB)/ Please check the original battery, as differing battery sizes and technologies may be installed. The battery choice depends primarily upon the electrical extras. (VRLA=AGM, AFB/ECM=EFB)

\*\*\* mit Polhülsen Dünn-DIN Art.Nr. 1020001300+1020001400/with terminal covers thin-DIN Art.No. 1020001300+1020001400

\*\*\*\* noch nicht verfügbar im Banner Sortiment/not yet available in the Banner assortment

# CARS AND SMALL TRANSPORTERS

Brand/ Model designation	Year of manu- facture	DURACELL Extreme	DURACELL Advanced	DURACELL Starter
Jumpy (U6U) 1,9-2,0 D, TD, HDi	06.94-		DA 63H DA 62H	DS 62
Jumpy 1,6-2,0 e-HDi	01.07-		DA 77H DA 74	
Jumpy 2,0	01.07-		DA 63H DA 62H	
Nemo 1,3 HDi 75 Start/Stop	01.08-	DE 60 EFB		
Nemo 1,4 HDi	01.08-		DA 63H DA 62H	
Saxo (S0, S1) 1,5 D	02.96-04.04		DA 63H DA 62H	DS 62
Saxo (S0, S1) 1,0-1,6	02.96-04.04		DA 50H DA 50	DS 45H
Xantia (X1, X2) 1,9-2,1 D, TD, HDi	03.93-04.03		DA 77H DA 74	DS 72
Xantia (X1, X2) 1,6-2,0	03.93-04.03		DA 50H DA 50	DS 45H
Xantia (X1, X2) 2,5-3,0 V6	03.93-04.03		DA 63H DA 62H	DS 62
XM (Y3, Y4) 1,8-2,0	05.89-10.00		DA 63H DA 62H	DS 62
XM (Y3, Y4) 3,0 V6; 2,1-2,5 D, TD	05.89-10.00		DA 77H DA 74	DS 72
Xsara (N1, N2, N0, N68) 1,4-1,6 -Picasso	04.97-		DA 50H DA 50	DS 45H
Xsara (N1, N2, N0, N68) 1,5-2,0 HDi -Picasso	04.97-		DA 63H DA 62H	DS 62
Xsara (N1, N2, N0, N68) 1,8-2,0 -Picasso	04.97-		DA 63H DA 62H	DS 62
ZX (N2) 1,4-2,0 i	03.91-10.97		DA 63H DA 62H	DS 62
ZX (N2) 1,8-1,9 D, TD	03.91-10.97		DA 77H DA 74	DS 72
<b>Corvette</b>				
Coupe, Convertible (C5, C6), Z06, ZR1	01.05-			DS 60
<b>Cupra</b>				
Ateca (KH7) 2,0 TSI, Cupra 300 Start/Stop	03.18-	DE 70 EFB DE 70 AGM		
<b>Dacia</b>				
Dokker 1,2-1,6	09.12-		DA 50H DA 50	
Dokker 1,2-1,6 Start/Stop	09.12-	DE 60 EFB		
Dokker 1,5 dCi	09.12-		DA 63H DA 62H	
Dokker 1,5 dCi Start/Stop	09.12-	DE 60 EFB		
Duster 1,0-1,6	04.10-		DA 50H DA 50	
Duster 1,0-1,6 Start/Stop	04.10-	DE 60 EFB		
Duster 1,5 dCi 85-110	04.10-		DA 63H DA 62H	
Duster 1,5 dCi 85-110 Start/Stop	04.10-	DE 60 EFB		
Lodgy 1,2-1,6	06.12-		DA 50H DA 50	
Lodgy 1,2-1,6 Start/Stop	06.12-	DE 60 EFB		
Lodgy 1,5 dCi	06.12-		DA 63H DA 62H	
Lodgy 1,5 dCi Start/Stop	06.12-	DE 60 EFB		
Logan (LS KS) 0,9-1,6; MCV	09.04-		DA 50H DA 50	
Logan (LS, KS) 0,9-1,6; MCV Start/Stop	09.12-	DE 60 EFB		
Logan (LS, KS) 1,5 dCi; MCV	09.04-		DA 63H DA 62H	
Logan (LS, KS) 1,5 dCi; MCV Start/Stop	09.12-	DE 60 EFB		
Sandero 0,9-2,0	11.08-		DA 50H DA 50	
Sandero 0,9-2,0 Start/Stop	11.12-	DE 60 EFB		
Sandero 1,5 dCi	11.08-		DA 63H DA 62H	

Brand/ Model designation	Year of manu- facture	DURACELL Extreme	DURACELL Advanced	DURACELL Starter
Sandero 1,5 dCi Start/Stop	11.12-	DE 60 EFB		
Solenza 1,4	02.03-		DA 50H DA 50	DS 45H
Solenza 1,9 D	02.03-		DA 63H DA 62H	DS 62
<b>Daihatsu</b>				
Applause I, II (A101, -111) 1,6	06.89-05.00		DA 45	
Atrai Bus 1,3	07.00-		DA 45	
Boon 1,0-1,3	01.05-		DA 40	
Charade (L2_) 1,0	03.03-		DA 40	
Charade 1,33 16V	01.11-		DA 45	
Charade IV (G200-203) 1,0-1,6; Valera	01.93-06.00		DA 45	
Charmant (A) 1,3-1,6	10.81-07.87		DA 45	
Copen 0,7-1,3	09.03-		DA 40	
Cuore III (L201) 0,7	08.90-04.95		DA 45	
Cuore III (L201) 0,8	08.90-04.95		DA 40	
Cuore IV (L501) 0,8	12.94-10.98		DA 45	
Cuore V, VI (L5, L7) 0,8-1,0	11.96-05.03		DA 40	
Cuore VII (L251) 0,7 (35-43kW)	03.03-		DA 40B	
Cuore VII (L251) 0,7 (47kW)-1,0	03.03-		DA 40	
Cuore VIII 1,0	04.07-		DA 40	
Extol Bus (S22, S23) 1,3	07.00-		DA 45	
Feroza (F300), Taft, Sportrak 0,7-1,6	10.88-		DA 40L	
Gran Move (G3) 1,5-1,6 16V	10.96-		DA 45	
Hijet (S85) 1,2-1,4 D	10.96-		DA 63H DA 62H	DS 62
Hijet (S85), Spar Car 0,8-1,3	10.96-		DA 40	
Materia (M4) 1,0-1,5 ECO 4WD	10.06-		DA 40	
Move (L6, L9) 0,7-1,0	10.96-		DA 40	
Rocky (F7, F8) 2,0-2,2; 2,8 D, TD	06.84-12.98		DA 95L	
Sirion (M1) 0,7 Turbo 4WD	04.98-04.05		DA 40	
Sirion (M1) 1,0-1,3	04.98-04.05		DA 45	
Sirion (M3) 1,0-1,5	01.05-		DA 40	
Terios (J1) 0,7	05.97-10.05		DA 40B	
Terios (J1) 1,3 (61kW)-1,3 DVT 4WD	05.97-10.05		DA 45L	
Terios (J1) 1,3 (63kW)	05.97-10.05		DA 45	
Terios (J2) 1,3 DVT-1,5	11.05-		DA 40	
Trevis 1,0	06.06-		DA 40	
YRV (M2) 1,0	02.01-		DA 40	
YRV (M2) 1,3 4WD, GTi	02.01-		DA 45	
<b>Daimler</b>				
X300 4,0; V8 Super 4,0; Double Six 6,0	10.89-12.02		DA 100 DA 95H	DS 95
<b>Dodge</b>				
Avenger (JSD) 2,0, 2,0 CRD	09.07-		DA 50H DA 50 DA 60L	
Caliber (PM) 1,8-2,4	06.06-			DS 72L
Caliber (PM) 2,0 CRD	06.06-			
Caravan (RG) 2,4-3,8	01.00-		DA 70L	
Challenger 3,5-6,4 SRT8	01.08-		DA 77H DA 74	
Charger 3,6-6,4	01.11-		DA 77H DA 74	
Dart 1,4 Start/Stop**	01.12-	DE 60 EFB		
Dart 2,0-2,4	01.12-		DA 63H DA 62H	
Dart 2,0-2,4 Start/Stop**	01.12-	DE 60 EFB		
Journey (JQ) 2,0 CRD	01.08-		DA 100 DA 95H	
Journey (JQ) 2,4-3,6	01.09-		DA 60L	
Neon II 2,0 16V	01.99-		DA 70L	
Nitro (KA) 2,8 CRD	01.08-		DA 95L	
Nitro (KA) 4,0 V6	01.08-		DA 60L	
RAM 4000 (DR, D1, DC, DM, DH) 5,7; 5,9-6,7 D	01.07-		DA 77H DA 74	



Brand/ Model designation	Year of manu- facture	DURACELL Extreme	DURACELL Advanced	DURACELL Starter
<b>Ferrari</b>				
348 TB, TS 3,4	02.90-12.95		DA 77H DA 74	DS 72
360 Modena, Spider (F131)	03.99-		DA 77T DA 72	DS 70
456 GT, 512 M, TR	01.93-		DA 77H DA 74	DS 72
458 Italia 4,5	12.09-		DA 77H DA 74	
5_ Maranello 550-575 M	09.96-		DA 77H DA 74	DS 72
512 M 4,9-5,0	11.84.08.96		DA 77H DA 74	DS 72
550 Barchetta 5,5	10.00-			DS 72L
599 GTB/GTO 6,0	03.06-		DA 77H DA 74	
612 Scaglietti 5,7 V12	09.96-		DA 77H DA 74	DS 72
California 4,3	07.08-		DA 77H DA 74	
F12 Berlinetta 3,5	01.12-	DE 92 AGM		
F355 Berlinetta, GTS 3,5	03.87-		DA 77H DA 74	DS 72
F430, -Spider 4,3	03.05-		DA 77H DA 74	
FF 6,3 V12	06.11-		DA 100 DA 95H	
Mondial 8, -T, Testarossa	80-		DA 77H DA 74	DS 72
Superamerica 5,7	01.05-		DA 77H DA 74	
<b>Fiat</b>				
500 L 1,6 D Multijet Start/Stop**	09.12-	DE 70 EFB DE 70 AGM		
500 X 1,3 D Multijet	11.14-		DA 50H DA 50	
500 X 1,3 D Multijet Start/Stop**	11.14-	DE 60 EFB		
500 X 1,4	11.14-		DA 50H DA 50	DS 45H
500 X 1,4 Start/Stop	11.14-	DE 60 EFB		
500 X 1,6-2,0 D Multijet	11.14-		DA 63H DA 62H	
500 X 1,6-2,0 D Multijet Start/Stop**	11.14-	DE 70 EFB DE 70 AGM		
500, C, L 0,9-1,4; 1,3 D Multijet Start/Stop**	09.07-	DE 60 EFB		
500, L 0,9-1,4, Abarth	09.07-		DA 50H DA 50	
500, L 1,3 D Multijet, JTD	09.07-		DA 50H DA 50	
Barchetta (183)	03.95-05.05		DA 50H DA 50	DS 45H
Bravo, Brava (I, II 182) 1,8-2,0	10.95-		DA 63H DA 62H	DS 62
Bravo, Brava I, II (182) 1,2-1,6	10.95-		DA 50H DA 50	DS 45H
Bravo, Brava I, II (182) 1,6-2,0 D, TD, JTD	10.95-		DA 63H DA 62H	DS 62
Bravo, Brava II (198) 1,4 16V Start/Stop**	03.10-	DE 60 EFB		
Cinquecento (170) 0,7-1,1	07.91-01.98		DA 50H DA 50	DS 45H
Coupé (FA/175) 1,8-2,0	11.93-		DA 63H DA 62H	DS 62
Croma (154) 1600	12.85-12.96		DA 50H DA 50	DS 45H
Croma (154) 1900-2500 TD	12.85-12.96		DA 77H DA 74	DS 72
Croma (154) 2000-2500 V6	12.85-12.96		DA 63H DA 62H	DS 62
Croma (194) 1,8-2,2, 1,9-2,4 D	06.05-		DA 63H DA 62H	

Brand/ Model designation	Year of manu- facture	DURACELL Extreme	DURACELL Advanced	DURACELL Starter
Daily	03.98-		DA 63H DA 62H	DS 62
Daily D, TD	03.98-		DA 100 DA 95H	DS 95
Doblò (119, 223) 1,2-1,6	03.01-		DA 50H DA 50	DS 45H
Doblò (119, 223) 1,3-1,9 D, JTD	03.01-		DA 63H DA 62H	DS 62
Doblò (263) 1,4 Start/Stop**	11.09-	DE 60 EFB		
Doblò (263) 1,6 D Start/Stop**	11.09-	DE 60 EFB		
Doblò (263) 2,0 D Start/Stop**	11.09-	DE 70 EFB DE 70 AGM		
Ducato (280, 290, 230, 250, -L, 244) 1,8-2,0	07.82-		DA 77H DA 74	
Ducato (280, 290, 230, 250, -LD, TD, 244) 1,9-3,0 D, TD, JTD	07.82-		DA 100 DA 95H	
Ducato Bus (250) 100-160 Multijet Power 2,2-3,0 D	07.06-		DA 110	
Ducato Bus (250) 100-160 Natural Power 3,0	07.06-		DA 110	
Duna 0,9-1,4	07.91-07.96		DA 50H DA 50	DS 45H
Fiorino (146 Uno) Kasten	05.88-		DA 63H DA 62H	DS 62
Fiorino (146, 147) 1,0-1,6 Pick up	01.80-		DA 50H DA 50	
Fiorino (146, 147) 1,3-1,7 D, TD Pick up	01.80-		DA 77H DA 74	DS 72
Fiorino (225) 1,4; 1,3 D	02.08-		DA 50H DA 50	
Freemont 2,0 JTD Multijet	06.11-		DA 77H DA 74	
Freemont 2,4-3,6 V6 Pentastar	06.11-		DA 77H DA 74	
Fullback (502, 503) 2,4-2,5 D	01.16-	DE 80 EFB DE 80 AGM		
Grande Punto (199) 1,2-1,4	10.05-		DA 50H DA 50	
Grande Punto (199) 1,2-1,4 EVO Start/Stop**	10.05-	DE 60 EFB		
Grande Punto (199) 1,3-1,9 D Multijet	10.05-		DA 63H DA 62H	
Grande Punto (199) 1,3-1,9 D Multijet EVO Start/Stop**	10.05-	DE 60 EFB		
Idea 1,2-1,4	12.03-		DA 50H DA 50	
Idea 1,3 D Start/Stop**	12.03-	DE 60 EFB		
Idea 1,3-1,9 JTD	12.03-		DA 63H DA 62H	DS 62
Idea 1,4 16V Start/Stop**	12.03-	DE 60 EFB		
Idea 1,6 D Start/Stop**	12.03-	DE 70 EFB DE 70 AGM		
Linea (323) 1,3-1,6 D Multijet	06.07-		DA 63H DA 62H	
Linea (323) 1,4	06.07-		DA 63H DA 62H	
Marea (185) 1,4-1,6	09.96-12.07		DA 50H DA 50	DS 45H
Marea (185) 1,8-2,0	09.96-12.07		DA 63H DA 62H	DS 62
Marea (185) 1,9-2,4 TD, JTD	09.96-12.07		DA 63H DA 62H	DS 62
Multipla (186) 1,6	04.99-12.10		DA 50H DA 50	DS 45H
Multipla (186) 1,9 JTD, TD	04.99-12.10		DA 63H DA 62H	DS 62
Palio (178BX) 1,2-1,6	04.96-		DA 50H DA 50	DS 45H
Palio (178BX) 1,7 TD	04.96-		DA 63H DA 62H	DS 62

\* mit Bodenleistenadapter Art.Nr. 305002030101/with base hold-down adapter Art.No. 305002030101

\*\* Bitte Originalbatterie prüfen, da unterschiedliche Batteriegroße/-technologie verbaut sein kann. In erster Linie abhängig von der elektrischen Zusatzausstattung. (VRLA=AGM, AFB/ECM=EFB/)

Please check the original battery, as differing battery sizes and technologies may be installed. The battery choice depends primarily upon the electrical extras. (VRLA=AGM, AFB/ECM=EFB)

\*\*\* mit Polhülsen Dünn-DIN Art.Nr. 1020001300+1020001400/with terminal covers thin-DIN Art.No. 1020001300+1020001400

\*\*\*\* noch nicht verfügbar im Banner Sortiment/not yet available in the Banner assortment

# CARS AND SMALL TRANSPORTERS

Brand/ Model designation	Year of manu- facture	DURACELL Extreme	DURACELL Advanced	DURACELL Starter
Panda I, II (141A, 169, 176) 1300 D, 1,3 JTD	03.80-12.11		DA 50H DA 50	
Panda I, II (141A, 169, 176) 650-1100, 1,1-1,2	03.80-12.11		DA 42	
Panda II (169) 1,2-1,4	09.03-12.11		DA 50H DA 50	
Panda II, III (169, 312) 0,9-1,2 Twinair Start/Stop**	01.12-	DE 60 EFB		
Panda II, III (169, 312) 0,9-1,3 JTD Start/Stop**	01.12-	DE 60 EFB		
Panda III (312) 0,9-1,2	01.12-		DA 50H DA 50	
Punto (199) 0,9-1,4, 1,3 D Start/Stop**	03.12-	DE 60 EFB		
Punto EVO 1,2 Start/Stop	07.08-02.12	DE 60 EFB		
Punto EVO 1,3 D Start/Stop**	07.08-02.12	DE 60 EFB		
Punto EVO 1,4	07.08-02.12		DA 63H DA 62H	DS 62
Punto EVO 1,4 Start/Stop**	07.08-02.12	DE 60 EFB		
Punto EVO 1,6 D Start/Stop**	07.08-02.12	DE 70 EFB DE 70 AGM		
Punto I, II, III, IV (176, -C, -L, 188, AX) 1,1-1,2	09.93-10.09		DA 42	
Punto I, II, III, IV (176, -C, -L, 188, AX) 1,1-1,8	09.93-10.09		DA 50H DA 50	
Punto I, II, III, IV (176, -C, -L, 188, AX) 1,3-1,9 D, JTD	09.93-10.09		DA 63H DA 62H	DS 62
Punto/Grande Punto (199) 0,9-1,4	10.05-		DA 42	
Punto/Grande Punto (199) 1,1-1,2, 4 T-Jet, Abarth	10.05-		DA 42	
Punto/Grande Punto (199) 1,2-1,4 Start/Stop**	10.05-	DE 60 EFB		
Punto/Grande Punto (199) 1,3 (66 kW)-1,9 D	10.05-		DA 63H DA 62H	
Punto/Grande Punto (199) 1,3-1,9 D (51 kW)	10.05-		DA 50H DA 50	
Punto/Grande Punto (199) 1,3-1,9 D Start/Stop**	10.05-	DE 60 EFB		
Punto/Grande Punto (199) 1,4 T-Jet, Abarth	10.05-		DA 63H DA 62H	
Qubo (225) 1,3 JTD, Multijet	03.09-		DA 63H DA 62H	
Qubo (225) 1,3 JTD, Multi- jet Start/Stop**	03.09-	DE 60 EFB		
Qubo (225) 1,4	03.09-		DA 50H DA 50	
Scudo (220P, -L, 270) 1,6-2,0	02.96-		DA 63H DA 62H	DS 62
Scudo (220P, -L, 270) 1,6-2,0 D, TD, JTD	02.96-		DA 77H DA 74	DS 72
Sedici 1,6	05.06-		DA 50H DA 50	
Sedici 1,9 JTD	05.06-		DA 63H DA 62H	
Seicento (187) 0,9-1,1	01.98-		DA 50H DA 50	
Siena 1,4, 1,3 JTD	01.07-		DA 50H DA 50	
Stilo (192) 1,2-1,4	09.01-		DA 50H DA 50	DS 45H
Stilo (192) 1,8-2,4	09.01-		DA 63H DA 62H	DS 62
Stilo (192) 1,9 D, JTD	09.01-		DA 63H DA 62H	DS 62
Strada (178E)	06.99-		DA 50H DA 50	
Strada (178E) D, JTD	06.99-		DA 63H DA 62H	DS 62
Talento (290) 1,9 D, TD	03.89-03.94		DA 100 DA 95H	DS 95
Talento (290) 2,0	03.89-03.94		DA 77H DA 74	DS 72

Brand/ Model designation	Year of manu- facture	DURACELL Extreme	DURACELL Advanced	DURACELL Starter
Tempra (159) 1,4-2,0	03.90-08.97		DA 63H DA 62H	DS 62
Tempra (159) 1,9 D, TD	03.90-08.97		DA 77H DA 74	DS 72
Tipo (160) 1,1-1,6	07.87-04.95		DA 50H DA 50	
Tipo (160) 1,7-1,9 D, TD	07.87-04.95		DA 77H DA 74	DS 72
Tipo (160) 1,8-2,0	07.87-04.95		DA 63H DA 62H	DS 62
Ulysse (220, 179AX) 1,8-2,0 Turbo	06.94-		DA 63H DA 62H	DS 62
Ulysse (220, 179AX) 1,9-2,2 TD, JTD	06.94-		DA 77H DA 74	DS 72
Uno (146A/E) 0,9-1,3	01.83-08.00		DA 50H DA 50	
Uno (146A/E) 1,3-1,9 D, TD, SuperDiesel	01.83-08.00		DA 63H DA 62H	DS 62
Uno (146A/E) 1,4-1,6	01.83-08.00		DA 63H DA 62H	DS 62
<b>Fisker</b>				
Karma Eco Sport 2,0 Hybrid (2 x 150 kW)	01.12-	DE 70 AGM		
<b>Ford (D)</b>				
B-Max 1,0-1,6	06.12-		DA 50T DA 44	
B-Max 1,5-1,6 TDCi	06.12-		DA 63T DA 60T	
C-Max I (DAW, DBW, DFW, DNW) 1,4-1,6	10.98-		DA 63T DA 60T	DS 60
C-Max I (DAW, DBW, DFW, DNW) 1,6-2,0 TD, TDCi	10.98-		DA 77T DA 72	DS 70
C-Max I (DAW, DBW, DFW, DNW) 1,8-2,0	10.98-		DA 63T DA 60T	DS 60
Cougar (BCV) 2,0-2,5 V6	01.99-		DA 63T DA 60T	DS 60
Cougar (BCV) 25 ST 200	01.99-		DA 77T DA 72	DS 70
Ecosport 1,0-1,5 ECOBoost	10.13-		DA 63T DA 60T	
Escort (AVL) 1,4	01.95-		DA 63T DA 60T	DS 60
Escort (AVL) 1,8 D, Turbo D	01.95-		DA 77T DA 72	DS 70
Fiesta II, III, IV, V 1,6-1,8 RS Turbo	05.89-		DA 63T DA 60T	DS 60
Fiesta III, IV, V 1,0-1,3 Courier (JAS, JBS, JH, JD)	12.95-		DA 50T DA 44	DS 44
Fiesta III, IV, V 1,4-1,8 Courier (JAS, JBS, JH, JD)	12.95-		DA 63T DA 60T	DS 60
Fiesta III, IV, V 1,4-1,8 D, TDCi, Courier (JAS, JBS, FVD, JH, JD)	12.95-		DA 77T DA 72	DS 70
Fiesta VI 1,25-1,6	10.08-		DA 50T DA 44	
Fiesta VI 1,4-1,8 TDCi	10.08-		DA 63T DA 60T	
Focus I, II (DAW, DBW, DFW, DNW) 1,4-1,6	10.98-		DA 63T DA 60T	DS 60
Focus I, II (DAW, DBW, DFW, DNW) 1,6-2,0 TD, TDCi	10.98-		DA 77T DA 72	DS 70
Focus I, II (DAW, DBW, DFW, DNW) 1,8-2,5 ST	10.98-		DA 63T DA 60T	DS 60
Fusion (JU) 1,25-1,4	08.02-		DA 50T DA 44	DS 44
Fusion (JU) 1,4-1,6 TDCi	08.02-		DA 77T DA 72	DS 70
Fusion (JU) 1,6	08.02-		DA 63T DA 60T	DS 60
Galaxy (WGR, VX, VY) 1,9-2,0 TDi, TDCi	03.95-05.06		DA 100 DA 95H	DS 95
Galaxy (WGR, VX, VY) 2,0-2,3	03.95-05.06		DA 77H DA 74	DS 72

Brand/ Model designation	Year of manu- facture	DURACELL Extreme	DURACELL Advanced	DURACELL Starter
Galaxy (WGR, VX, VY) 2,8 V6	03.95-05.06		DA 100 DA 95H	DS 95
Galaxy 1,8-2,2 TDCi	05.06-		DA 80	
Galaxy 2,0-2,3	05.06-		DA 63T DA 60T	
Ka (RB) 1,0-1,6; Street Ka, Sport Ka	01.96-11.08		DA 50T DA 44	DS 44
Ka 1,2; 1,3 TDCi Street Ka, Sport Ka	10.08-		DA 63H DA 62H	
Kuga 2,0 TDCi	03.08-		DA 77T DA 72	
Kuga 2,5 Turbo	03.08-		DA 63T DA 60T	
Maverick (UDS, UNS) 2,4-2,7 TD	02.93-04.98		DA 70L	
Maverick 2,0-3,0	02.01-		DA 63T DA 60T	DS 60
Mondeo I, II, III, IV (GBP, BNP, BAP, BFP, BNP, B5Y, B4Y, BWY) 1,6-2,0	02.93-		DA 63T DA 60T	
Mondeo I, II, III, IV (GBP, BNP, BAP, BFP, BNP, B5Y, B4Y, BWY) 1,8-2,0 TD, TDCi	02.93-		DA 77T DA 72	
Mondeo I, II, III, IV (GBP, BNP, BAP, BFP, BNP, B5Y, B4Y, BWY) 2,2 TD, TDCi	02.93-		DA 80	
Mondeo I, II, III, IV (GBP, BNP, BAP, BFP, BNP, B5Y, B4Y, BWY) 2,3-2,5 V6	02.93-		DA 77T DA 72	
Mondeo III, IV (B5Y, B4Y, BWY) 3,0 V6, ST220	11.00-		DA 77T DA 72	
Mondeo V (BA7) 1,0-2,0 ECONetic Start/Stop, Hybrid**	03.14-	DE 60 EFB		
Mondeo V (BA7) 1,5-2,0 TDCi ECONetic Start/Stop**	03.14-	DE 70 AGM DE 70 EFB		
Puma (EC_) 1,4-1,7	03.97-06.02		DA 63T DA 60T	DS 60
Puma (EC_) ST 160	03.97-06.02		DA 63T DA 60T	DS 60
Ranger (TU) 2,6-4,0; 2,5-3,0 D, TD, TDCi	10.99-		DA 95L	
Ranger 2,5, 2,2 TDCi	01.11-		DA 77T DA 72	
Ranger 3,2 TDCi	01.11-		DA 80	
Scorpio I, II (GAE, GGE, GFR, GGR, GNR) 2,3-2,9; 2,5 D, TD	04.85-08.98		DA 63T DA 60T	DS 60
Scorpio I, II (GAE, GGE, GFR, GGR, GNR) 1,8-2,0	04.85-08.98		DA 77T DA 72	DS 70
S-Max 1,8-2,2 TDCi	05.06-		DA 80	
S-Max 2,0-2,5 20V	05.06-		DA 63T DA 60T	
Tourneo Connect 1,0 ECONetic	01.13-		DA 63T DA 60T	
Tourneo Connect 1,6, TDCi ECONetic	01.13-		DA 77T DA 72	
Tourneo Connect 1,8	09.02-		DA 63T DA 60T	DS 60
Tourneo Connect 1,8-3,2 TDCi	09.02-		DA 80	
Transit (FD, FB, FS, FZ, FC, FA, FM, FN) 1,8-2,4 Di, TDE, TDi, TDCi	01.00-		DA 80	
Transit (FD, FB, FS, FZ, FC, FA, FM, FN) 2,3	01.00-		DA 63T DA 60T	DS 60
Transit (V, T, E) 1,3-2,0	01.77-07.94			DS 60
Transit (V, T, E) 1,6-2,3	08.94-07.00		DA 63T DA 60T	DS 60
Transit (V, T, E) 2,0-2,5 Di, TDE	08.94-07.00		DA 77T DA 72	DS 70
Transit Connect 1,0 ECONetic	01.13-		DA 63T DA 60T	
Transit Connect 1,6, TDCi ECONetic	01.13-		DA 77T DA 72	

Brand/ Model designation	Year of manu- facture	DURACELL Extreme	DURACELL Advanced	DURACELL Starter
Transit Connect 1,8	09.02-		DA 63T DA 60T	DS 60
Transit Connect 1,8 Di, TDCi	09.02-		DA 80	
Transit Nugget 1,8-2,4 TDCi	01.00-		DA 77T DA 72	DS 70
Transit, -Nugget 1,8-2,4 TDCi ECONetic Start/Stop	01.06-	DE 92 AGM		
<b>Ford (USA)</b>				
Aero Star	01.95-		DA 77T DA 72	DS 70
Bronco 2,9 V6 I, II	01.88-08.90		DA 70	
Explorer (U2) 4,0-4,9 V6	01.93-			DS 72L
Mustang 2,3 ECOBoost; 5,0 V8	01.15-		DA 63T DA 60T	
Mustang, -Convertible (C) 3,8-4,9	09.93-12.14		DA 63H DA 62H	DS 62
Probe II	09.96-		DA 63T DA 60T	DS 60
Ranger (TU...) 2,6-4,0; 2,5-3,0 D TDCi	01.98-		DA 95L	
Ranger 2,2 TDCi; 2,5 i	01.15-		DA 77T DA 72	
Ranger 2,2-3,2 TDCi Start/Stop	01.15-	DE 92 AGM		
Ranger 3,2 TDCi	01.15-		DA 80	
Taurus, -Wagon 3,0	09.96-		DA 77T DA 72	DS 70
Wind Star 3,0-3,8	01.95-		DA 95L	
<b>Honda</b>				
Accord V (CC7, CE, CD7, CD9) 2,0-2,3	03.93-02.98		DA 60L	
Accord V (CE, CF) 2,0 TDi	03.93-02.98		DA 77T DA 72	DS 70
Accord VI (CE, CF) 2,0 Turbo Di	01.97-12.03		DA 77T DA 72	DS 70
Accord VI (CG, CK) 2,2-3,0 Type R	01.97-12.03		DA 60L	
Accord VI (CG, CK, CH) 1,6-1,8	01.97-12.03		DA 62H	DS 62
Accord VI (CG, CK, CH) 2,0	01.97-12.03		DA 60	
Accord VII (CL, CM, CN) 2,0 Turbo Di, 2,2 i-CTDi	01.03-		DA 77H DA 74	
Accord VII (CL, CM, CN) 2,0 Turbo Di, 2,2 i-CTDi Start/Stop	01.03-	DE 70 AGM DE 70 EFB		
Accord VII (CL, CM, CN) 2,0-2,4	01.03-		DA 45	
Accord VIII, Tourer (CU) 2,0 (110kW)-2,4	02.08-		DA 60L	
Accord VIII, Tourer (CU) 2,0 (115kW)	02.08-		DA 45L	
Accord VIII, Tourer (CU) 2,2 i-CTDi, i-DTEC	02.08-		DA 77H DA 74	
Accord VIII, Tourer (CU) 2,2 i-CTDi, i-DTEC Start/Stop**	02.08-	DE 70 AGM DE 70 EFB		
Capa 1,5	01.98-09.02		DA 45L	
City Saloon (GM) 1,4-1,5	01.08-		DA 45	
Civic IV (EC, ED, EE) 1,3-1,6	01.87-12.93		DA 45	
Civic IX (FB, FG, FK) 1,4	01.12-		DA 45	
Civic IX (FB, FG, FK) 1,6-2,2 i-DTEC	01.12-		DA 60	
Civic IX (FB, FG, FK) 1,8	01.12-		DA 60	
Civic V (EG, EH, EJ) 1,5-1,6	01.93-12.96		DA 45	
Civic VI (EJ, EK) 1,4-1,8	01.95-12.01		DA 45L	
Civic VI (EU, EP) 1,7 CTDi	02.01-12.05		DA 63H DA 62H	DS 62
Civic VII (EU, EP, EV, ES, EM2) 1,4-2,0 Type R	01.99-12.06		DA 45L	
Civic VII (EU, EP, EV, ES, EM2) 1,7 CDTi	01.99-12.06		DA 63H DA 62H	
Civic VIII (FD, FA) 1,3 Hybrid	01.05-		DA 40	
Civic VIII (FN, FK, FD, FA) 1,4-1,8	09.05-		DA 45	

\* mit Bodenleistenadapter Art.Nr. 305002030101/with base hold-down adapter Art.No. 305002030101

\*\* Bitte Originalbatterie prüfen, da unterschiedliche Batteriegroße/-technologie verbaut sein kann. In erster Linie abhängig von der elektrischen Zusatzausstattung. (VRLA=AGM, AFB/ECM=EFB)/  
Please check the original battery, as differing battery sizes and technologies may be installed. The battery choice depends primarily upon the electrical extras. (VRLA=AGM, AFB/ECM=EFB)

\*\*\* mit Polhülsen Dünn-DIN Art.Nr. 1020001300+1020001400/with terminal covers thin-DIN Art.No. 1020001300+1020001400

\*\*\*\* noch nicht verfügbar im Banner Sortiment/not yet available in the Banner assortment

# CARS AND SMALL TRANSPORTERS

Brand/ Model designation	Year of manu- facture	DURACELL Extreme	DURACELL Advanced	DURACELL Starter
Civic VIII (FN, FK, FD, FA) 2,2 CTDi	09.05-		DA 77H DA 74	
Civic VIII (FN, FK, FD, FA) Type R	09.05-		DA 60	
Civic VIII 1,4-1,8 Start/Stop**	11.11-	DE 60 EFB		
Civic VIII 2,2 CTDi, DTDi Start/Stop**	11.11-	DE 70 AGM DE 70 EFB		
Concerto (HW, HWW) 1,5-1,6	08.89-10.96		DA 50H DA 50	DS 45H
CR-V I (RD) 2,2 CTDi	10.95-02.02		DA 60	
CR-V I, II (RD) 2,0	10.95-09.06		DA 45	
CR-V II (RD) 2,2 CTDi	12.01-09.06		DA 77H DA 74	DS 72
CR-V II (RD) 2,2 CTDi Start/Stop**	12.01-09.06	DE 70 AGM DE 70 EFB		
CR-V III (RE) 2,0 i-VTEC	10.06-		DA 50H DA 50	
CR-V III (RE) 2,0 i-VTEC Start/Stop**	10.12-	DE 60 EFB		
CR-V III (RE) 2,2 i-CTDi	10.06-		DA 77H DA 74	
CR-V III (RE) 2,2 i-CTDi Start/Stop**	10.12-	DE 70 AGM DE 70 EFB		
CR-V IV (RE) 2,0; 2,2 i-DTEC	01.12-		DA 60L	
CRX III (EH, EG) 1,6	03.92-12.98		DA 45	
CR-Z (ZF1) 1,5 Hybrid	01.10-		DA 40B	
FR-V (BE) 1,7; 2,0	02.05-		DA 45	
FR-V (BE) 1,8	02.05-		DA 45L	
FR-V (BE) 2,2 i-CTDi	07.05-		DA 77H DA 74	
FR-V (BE) 2,2 i-CTDi Start/Stop**	07.05-	DE 70 AGM DE 70 EFB		
HR-V (GH) 1,6	03.99-		DA 45	
Insight (ZE) 1,0 Hybrid	04.00-12.06		DA 40L	
Insight (ZE) 1,3 Hybrid	04.09-		DA 40	
Integra (DC2, DC4, DC5) 1,8-2,0	11.97-		DA 45	
Jazz/Fit II (GD) 1,2-1,4, 1,3 iDSi	03.02-		DA 40B DA 40	
Jazz/Fit II (GD) 1,2-1,5	03.02-		DA 40B DA 40	
Jazz/Fit III (GE) 1,2-1,5	07.08-		DA 40B DA 40	
Jazz/Fit III (GE) 1,3 Hybrid	04.11-	DE 60 EFB	DA 40B DA 40	
Legend II, III, IV (KA7, KA8, KA9, KB) 3,2-3,5**	01.91-		DA 70L	
Legend IV (KB) 3,7 VTEC V6	01.06-		DA 70	
Logo (GA3) 1,3	03.99-03.02		DA 45L	
NSX (NA) 3,0-3,2 Coupe, Cabrio	06.90-12.05		DA 60	
Prelude IV (BB) 2,0	02.92-09.96		DA 60	
Prelude IV (BB) 2,2-2,3	02.92-09.96		DA 70	
Prelude V (BB) 2,0	10.96-		DA 60	
Prelude V (BB) 2,2	10.96-		DA 70	
S 2000 (AP) 2,0	06.99-		DA 45L	
Shuttle (RA1) 2,2-2,3	10.94-05.01		DA 60	
Stream (RN) 1,7-2,0	05.01-		DA 45	
Vamos 0,7	09.99-		DA 45L	
<b>Hyundai</b>				
Accent (LC) 1,3-1,6	01.00-11.05		DA 50H DA 50	DS 45H
Accent (MC, RB) 1,4-1,6	11.05-		DA 50H DA 50	
Accent (X-3) 1,3-1,5	10.94-01.00			DS 45
Atos 1,0 GLS (MX)	02.98-		DA 40B	
Atos Prime 1,0-1,1 GLS (MX)	01.03-		DA 40	
Coupé (RD, GK) 1,6-2,7	06.96-04.02		DA 70	
Elantra (J-3, XD) 1,6-2,0	06.00-07.06		DA 63H DA 62H	DS 62
Elantra (J-3, XD) 2,0 CRDi	06.00-07.06		DA 70	

Brand/ Model designation	Year of manu- facture	DURACELL Extreme	DURACELL Advanced	DURACELL Starter
Gallopier I, II (JK-01) 2,5-3,0 T TCI V6	08.91-12.03		DA 95L	
Gallopier I, II (JK-01) 3,0 V6	08.91-12.03		DA 70L	
Getz (TB) 1,1-1,6	09.02-06.09		DA 50H DA 50	DS 45H
Getz (TB) 1,5 CRDi	09.02-06.09		DA 70	
Grace 2,5-2,6 D, TD	07.93-10.04		DA 95	
Grandeur (HG) 2,7-3,3	01.11-		DA 77H DA 74	
Grandeur (TG) 2,7-3,8 V6; 2,2 CRDi	04.05-		DA 95L	
H 100 (P)	07.93-12.04		DA 60L	
H 100 2,5 D, TD	07.93-12.04		DA 95L	
H 150, H 350			DA 95L	
H-1 Box 2,4	03.00-			DS 72L
H-1 Box 2,5 TD, CRDi	03.00-		DA 95	
H-1 Bus (KMF) 2,4	10.97-04.04			DS 72L
H-1 Bus (KMF) 2,5-2,6 D, TD, CRDi	10.97-04.04		DA 95	
H-1 Cargo 2,5 CRDi	02.08-			DS 72L
H-1 Flatbed/Chassis 2,5 CRDi	06.00-10.05			DS 72L
H-1 Travel 2,5 CRDi	02.08-		DA 95	
Highway Van 2,0	03.00-		DA 63T DA 60T	DS 60
i10 (PA) 1,0 (IND Assembly)***	04.08-		DA 40B	
i10 (PA) 1,0 (TR Assembly)	04.08-		DA 50H DA 50	
i10 (PA) 1,0 Start/Stop**	04.08-	DE 60 EFB		
i10 (PA) 1,1 CRDi	04.08-		DA 60	
i10 (PA) 1,1-1,2 (IND Assembly)***	04.08-		DA 40B	
i10 (PA) 1,1-1,2 (TR Assembly)	04.08-		DA 50H DA 50	
i20 (Pb, PBT) 1,1-1,4 CRDi Start/Stop**	09.08-	DE 60 EFB		
i20 (PB, PBT) 1,2-1,6	09.08-		DA 50H DA 50	
i30, CW (FD, GD) 1,4-2,0	07.07-		DA 63H DA 62H	
i30, CW (FD, GD) 1,4-2,0 ISG blue Start/Stop**	07.09-	DE 60 EFB		
i30, CW (FD, GD) 1,6-2,0 CRDi	07.07-		DA 77H DA 74	
i30, CW (FD, GD) 1,6-2,0 CRDi ISG blue Start/Stop**	07.09-	DE 70 AGM DE 70 EFB		
i40 (VF) 1,6-2,0 blue Start/Stop**	09.11-	DE 60 EFB		
i40 (VF) 1,7 CRDi	09.11-		DA 70	
i40 (VF) 1,7 CRDi blue Start/Stop**	09.11-	DE 70 AGM DE 70 EFB		
Ioniq (AE) 1,6 + 32-45 kW GDI Hybrid	03.16-		DA 40B	
Ioniq (AE) Electric 88 kW	03.16-		DA 40B	
iX20 (JC) 1,4-1,6 CRDi blue Start/Stop**	10.10-	DE 70 AGM DE 70 EFB		
iX20 (JC) 1,4-1,6 CVT	10.10-		DA 50H DA 50	
iX20 (JC) 1,4-1,6 CVT blue Start/Stop**	10.10-	DE 60 EFB		
iX35 (LM, EL, ELH) 1,6-2,4 blue Start/Stop**	04.10-	DE 60 EFB		
iX35 (LM, EL, ELH) 1,7-2,0 CRDi (100 kW)	04.10-		DA 77H DA 74	
iX35 (LM, EL, ELH) 1,7-2,2 CRDi blue Start/Stop**	04.10-	DE 70 AGM DE 70 EFB		
iX35 (LM, EL, ELH) 2,0 CRDi (135 kW)	04.10-		DA 95L	
iX35 FCEV Electric 100 kW	03.16-		DA 40B	
iX55 3,8; 3,0 V6 CRDi	10.09-		DA 95	
Kona 1,0 CRDi Start/Stop	06.18-	DE 60 EFB AGM L1****		



Brand/ Model designation	Year of manu- facture	DURACELL Extreme	DURACELL Advanced	DURACELL Starter
Kona 1,0 T-GDI Start/Stop	11.17-	DE 60 EFB AGM L1****		
Kona 1,6 T-GDI Start/Stop	11.17-	DE 60 EFB AGM L1****		
Kona Electric 99-150 kW	08.18-		DA 40B	
L 100, -D	93-		DA 95	
Lantra I (J-1) 1,5-1,6	10.90-11.95			DS 45L
Lantra I (J-1) 1,8	10.90-11.95		DA 60L	
Lantra II (J-2) 1,5-1,6	11.95-09.00			DS 45
Lantra II (J-2) 1,8-2,0	11.95-09.00		DA 60	
Matrix (FC) 1,5 CRDi	09.01-08.10		DA 70	
Matrix (FC) 1,6-1,8	09.01-08.10		DA 63H DA 62H	DS 62
Nexo Electric 120 kW	08.18-		DA 40B	
Rodius CRDi	05.05-		DA 70	
Santa Fe (SM, CM, DM) 2,0-2,2 CRDi	03.01-		DA 95	
Santa Fe (SM, CM, DM) 2,0-2,4	03.01-		DA 60	
Santa Fe (SM, CM, DM) 2,7 V6	03.01-		DA 70	
Santamo 2,0 GLX 3x3	99-		DA 70L	
S-Coupé (SLC) 1,5	02.90-05.96		DA 45L	
Sonata II (Y-3) 3,0 V6 (107kW)	05.93-06.98		DA 70L	
Sonata III (EF) 2,0	03.98-10.01		DA 63H DA 62H	DS 62
Sonata III (EF) 2,4-2,5	03.98-10.01		DA 77H DA 74	DS 72
Sonata IV (EU4) 2,0-2,2 CRDi	10.01-		DA 70	
Sonata IV (EU4) 2,0-2,7	10.01-		DA 63H DA 62H	DS 62
Sonata V (NF) 2,0-2,2 CRDi	01.05-		DA 95	
Sonata V (NF) 2,0-3,3	01.05-		DA 70	
Sonata VI (YF) 2,0-2,4 (131 kW)	01.09-		DA 70	
Starex (H1) 2,5 TD, CRDi	06.97-		DA 95	
Starex 2200-2300 HSV, SVX	06.97-		DA 70L	
Terracan (HP) 2,5 TD; 2,9 CRDi; 3,5 V6	06.01-12.06		DA 95	
Tiburón 1,6-2,7 16 V	06.98-		DA 60L	
Trajet (FO) 2,0 CRDi; 2,7 V6	03.00-07.08		DA 70	
Tucson (JM) 2,0 CRDi 120 PS; 2,7 V6	07.03-03.10		DA 70	
Tucson (JM) 2,0 CRDi 140 PS	07.03-03.10		DA 95	
Veloster (FS) 1,6 GDI	08.11-		DA 63H DA 62H	
Veloster (FS) 1,6 GDI blue Start/Stop**	08.11-	DE 60 EFB		
XG 25, 350	12.98-		DA 70	
XG 30/300	12.98-		DA 70	
<b>Infiniti</b>				
EX 30 d	01.09-		DA 80	
EX 37	01.09-		DA 60	
FX 30 3,0 d	01.08-		DA 80	
FX 30 37 AWD	01.08-		DA 60	
FX 30 50 AWD	01.08-		DA 70	
FX 35 3,5	01.02-		DA 60	
G 25	01.08-		DA 70	
G 37 (V36/CV36)	11.06-		DA 60	
M (Y51) 30 d	03.10-		DA 80	
M (Y51) 35 h	03.10-		DA 70	
M (Y51) 37	03.10-		DA 60	
M 35-56 (Y51) 3,5-5,6	03.10-		DA 70	
Q50 2,2 d	01.13-		DA 70	
Q50 3,5-3,7	01.13-		DA 60	
QX70 37 AWD	01.13-		DA 60	
<b>Innocenti</b>				
Elba (146) 1,4-1,6	08.91-12.96		DA 50H DA 50	DS 45H
Elba (146) 1,7 D	08.91-12.96		DA 63H DA 62H	DS 62

Brand/ Model designation	Year of manu- facture	DURACELL Extreme	DURACELL Advanced	DURACELL Starter
Mini 0,55-1,0	05.74-01.95		DA 50T DA 44	
<b>Isuzu</b>				
Campo (KB) 2,0	01.83-12.91		DA 70L	
Campo (KB) 2,2-2,5 D	01.83-12.91		DA 95	
D-Max (8DH) 2,4-3,5 V6 4x4	05.02-		DA 95L	
D-Max (8DH) 2,5 D	05.02-		DA 95	
D-Max (8DH) 2,5 D 4x4, 3,0 DiTD 4x4	05.02-		DA 95	
D-Max (8DH) 2,5 DiTD 4x4, 3,0 D 4x4	05.02-		DA 70	
D-Max 2,5 Ddi	01.12-		DA 70L	
Gemini (JT) 1,5 D, TD	02.88-12.90		DA 70	
Gemini (JT) 1,5-1,8	02.88-12.90		DA 60	
Midi Bus, Van, Kasten (93/98000N)	01.88-		DA 60L	
Midi Bus, Van, Kasten D, TD (93/98000 N)			DA 95	
Piazza 2,0 Turbo	06.81-12.90		DA 70L	
Rodeo 2,0-2,6	90-		DA 70	
Rodeo 2,3-2,8 TD	90-		DA 95L	
TLD			DA 70L	
Trooper (UB) 3,0 DTI	08.91-		DA 95L	
Trooper (UB) 3,1-3,5 V6	08.91-		DA 95L	
VAN			DA 60L	
VAN D			DA 95L	
<b>Iveco</b>				
Massif 3,0 HPI, HPT	10.08-		DA 100 DA 95H	
<b>Jaguar</b>				
F-Pace SVR 2,0-3,0 D Start/Stop	03.16-	DE 92 AGM		
F-Pace SVR 2,0-5,0 Start/Stop**	03.16-	DE 92 AGM		
F-Type Convertible 3,0-5,0 Start/Stop	01.12-	DE 92 AGM		
S-Type (CCX) 2,5-4,2; 2,7 D, R	01.99-12.08		DA 100 DA 95H	DS 95
XF (J05, CC9) 2,0	09.07-		DA 77T DA 72	
XF (J05, CC9) 2,2 D	09.07-		DA 77H DA 74	
XF (J05, CC9) 2,2 D Start/Stop	09.07-	DE 80 AGM		
XF (J05, CC9) 2,2 D Start/Stop	09.07-	DE 80 AGM		
XF (J05, CC9) 2,7-3,0 D	09.07-		DA 100 DA 95H	
XF (J05, CC9) 3,0-5,0	09.07-		DA 100 DA 95H	
XF (J05, CC9) 3,0-5,0 Start/Stop	09.07-	DE 92 AGM		
XF Sportbrake (CC9) 2,2 D Start/Stop	01.12-	DE 80 AGM		
XF Sportbrake (CC9) 3,0 D	01.12-		DA 80	
XJ (NAW, NBW) 8 3,2-4,0; R 4,0	07.97-05.03		DA 77H DA 74	DS 72
XJ (X300) 3,2-6,0	11.94-07.97		DA 77H DA 74	DS 72
XJ (X35, J12, J24) 2,0	01.09-		DA 77H DA 74	
XJ (X35, J12, J24) 3,0	01.09-		DA 100 DA 95H	
XJ (X35, J12, J24) 3,0-5,0 V8 Start/Stop	01.09-	DE 92 AGM		
XJ (X350, X358) 3,0-4,2; 2,7 D	05.03-		DA 77H DA 74	
XJ (XJ 40, 81) 6 2,9-3,6	10.86-11.94		DA 63H DA 62H	DS 62
XJ (XJ 40, 81) 6 4,0-V12 6,0	10.86-11.94		DA 77H DA 74	DS 72
XJS Cabrio, Coupe 3,2-6,0	09.75-03.96		DA 77H DA 74	DS 72

\* mit Bodenleistenadapter Art.Nr. 305002030101/with base hold-down adapter Art.No. 305002030101

\*\* Bitte Originalbatterie prüfen, da unterschiedliche Batteriegroße/-technologien verbaut sein kann. In erster Linie abhängig von der elektrischen Zusatzausstattung. (VRLA=AGM, AFB/ECM=EFB)/  
Please check the original battery, as differing battery sizes and technologies may be installed. The battery choice depends primarily upon the electrical extras. (VRLA=AGM, AFB/ECM=EFB)

\*\*\* mit Polhülsen Dünn-DIN Art.Nr. 1020001300+1020001400/with terminal covers thin-DIN Art.No. 1020001300+1020001400

\*\*\*\* noch nicht verfügbar im Banner Sortiment/not yet available in the Banner assortment

# CARS AND SMALL TRANSPORTERS

Brand/ Model designation	Year of manu- facture	DURACELL Extreme	DURACELL Advanced	DURACELL Starter
XJSC Convertible 3,2-6,0	07.85-03.96		DA 77H DA 74	DS 72
XK 8 Convertible (QDV) 4,0-4,2	03.96-		DA 100 DA 95H	DS 95
XK 8 Coupe (QEV) 4,0-4,2	03.96-		DA 100 DA 95H	DS 95
XK Cabrio, Coupe (J43) 3,5-5,0	03.06-		DA 100 DA 95H	
XK Cabrio, Coupe (J43) 3,5-5,0 Start/Stop	03.06-	DE 92 AGM		
X-Type (CF1) 2,0-3,0 V6; 2,0-2,2 D	06.01-		DA 77H DA 74	
X-Type Estate 2,0-2,2 D	02.04-		DA 80	
X-Type Estate 2,5-3,0 V6	02.04-		DA 77H DA 74	
<b>Jeep</b>				
Cherokee (KJ) 2,5-2,8 CRD	01.02-			DS 72L
Cherokee (KJ) 3,7	01.02-		DA 60L	
Cherokee (KK) 2,8 CRD	01.08-		DA 95L	
Cherokee (XJ) 2,1-2,5 TD, CRD	01.88-12.01			DS 72L
Commander (XK) 3,0 V6 CRD	03.06 -		DA 100 DA 95H	
Commander (XK) 3,8-5,7 V8 HEMI	03.06 -		DA 80	
Commander (XK) 3,8-5,7 V8 HEMI; 3,0 V6 CRD Start/Stop**	03.06 -	DE 70 AGM DE 80 AGM		
Compass (MK49) 2,0-2,2CRD	12.06-		DA 70L	
Grand Cherokee I (ZG) 2,5 TD+CRD	01.96-12.98			DS 72L
Grand Cherokee II (WJ/WG) 2,7 CRD	01.99-12.04		DA 100 DA 95H	DS 95
Grand Cherokee II (WJ/WG) 3,7-4,7	01.99-12.04			DS 72L
Grand Cherokee III (WH) 3,0 CRD	01.05-12.10		DA 100 DA 95H	
Grand Cherokee III (WH) 3,7-6,1	01.05-12.10		DA 80	
Grand Cherokee IV (WK, WK2) 3,0 CRD	01.10-		DA 100 DA 95H	
Grand Cherokee IV (WK, WK2) 3,0 CRD Start/Stop	01.10-	DE 92 AGM		
Grand Cherokee IV (WK, WK2) 3,6-6,4	01.10-		DA 80	
Grand Cherokee IV (WK, WK2) 3,6-6,4 Start/Stop	01.10-	DE 70 AGM		
Patriot (MK74) 2,0 CRD	03.07-			DS 72L
Patriot (MK74) 2,4	03.07-		DA 60L	
Renegade 1,4-1,6	01.14-	DE 60 EFB DE 70 AGM DE 70 EFB		
Renegade 1,6-2,0 D	01.14-			
Wrangler II (TJ) 2,4-4,0	08.96-12.07			DS 72L
Wrangler III (JK) 2,8 CRD	02.06-			DS 72L
Wrangler III (JK) 2,8 CRD Start/Stop	02.06-	DE 80 AGM		
Wrangler III (JK) 3,8	02.06-		DA 60L	
<b>KIA</b>				
Besta D	01.07-		DA 95	
Carens I (FC) 1,8-2,0	11.00-10.02		DA 63H DA 62H	DS 62
Carens I (FC) 2,0 CRDi FL	07.02-12.05		DA 70	
Carens II (FJ) 1,6 CRDi	06.10-		DA 70	
Carens II (FJ) 2,0	06.06-		DA 70	
Carens II (FJ) 2,0-2,9 CRDi	06.06-		DA 95	
Carens III (UN) 2,0	09.06-		DA 63H DA 62H	
Carens III (UN) 2,0 CRDi	09.06-		DA 70	
Carens IV 1,6-2,0, 2,0 GDI	01.13-		DA 63H DA 62H	
Carens IV 1,6-2,0, 2,0 GDI Start/Stop	01.13-	DE 60 EFB		

Brand/ Model designation	Year of manu- facture	DURACELL Extreme	DURACELL Advanced	DURACELL Starter
Carens IV 1,7 CRDi	01.13-		DA 70	
Carnival I, II (UP, GQ) 2,4-3,5 V6	03.98-		DA 60	
Carnival I, II (UP, GQ) 2,9 TD; CRDi	03.98-		DA 95	
Carnival III (VQ) 2,4-3,5 V6	06.06-		DA 77H DA 74 DA 95	
Carnival III (VQ) 3,8; 2,2-2,9 CRDi	06.06-			
cee'd, pro cee'd (ED) 1,4-2,0 ISG Start/Stop	05.09-	DE 60 EFB		
cee'd, pro cee'd (ED) 1,6-2,0 CRDi	01.07-		DA 70	
cee'd, pro cee'd (ED) 1,6-2,0 CRDi ISG Start/Stop	05.09-	DE 70 AGM		
Cerato (LD, TD) 1,5-2,0 CRDi	04.04-		DA 70	
Cerato (LD, TD) 1,6-2,0	04.04-		DA 63H DA 62H	DS 62
Clarus (K9A, GC) 1,8-2,0 16V	07.96-		DA 63H DA 62H	DS 62
Joice 2,0	02.00-		DA 70L	
K2500, -FL, K2700	03.04-		DA 77H DA 74	DS 72
K2500, -FL, K2700 TCi, LSD	03.04-		DA 95	
Magentis (GD) 2,0; -FL	05.01-		DA 63H DA 62H	DS 62
Magentis (GD, MG) 2,0 CRDi	05.01-02.06		DA 95	
Magentis (GD, MG) 2,5-2,7 V6, FL	05.01-		DA 70	
Magentis 2,0 CRDi	03.06-		DA 70	
Niro e-Niro 100-150 kW	01.19-	DE 60 EFB AGM L1****		
Opirus I (GH) 3,5 V6	09.03-09.05		DA 70	
Opirus II (GH) 2,7-3,8	09.05-		DA 95	
Optima 1,7 CRDi ISG Start/Stop	03.11-	DE 70 AGM		
Optima 2,0-2,4 ISG	03.11-		DA 60	
Optima 2,0-2,4 ISG Start/Stop	03.11-	DE 60 EFB		
Picanto (BA, TA) 1,0-1,1	03.03-		DA 40B	
Picanto (TA) 1,0-1,2 ISG Start/Stop	03.11-	DE 60 EFB		
Picanto (TA) 1,1 CRDi	03.11-		DA 70	
Picanto (TA) 1,1 CRDi ISG Start/Stop	03.11-	DE 70 AGM		
Pride (DA), -Wagon 1,1-1,6	01.90-12.00		DA 60	
Pride (DA), -Wagon 1,5 CRDi	01.90-12.00		DA 70	
Retona (CE) 2,0	06.99-		DA 60	
Retona (CE) 2,0 TD	06.99-		DA 95	
Rio I (DC) 1,3-1,5	08.00-05.05		DA 60	
Rio II, III (DC, JB) 1,5 CRDi	06.05-		DA 70	
Rio III (UB) 1,1 - 1,6 ISG Start/Stop	03.11-	DE 60 EFB		
Rio III 1,1-1,5 (UB) CRDi ISG Start/Stop	03.11-	DE 70 AGM		
Roadster	06.04-		DA 63H DA 62H	DS 62
Sedona	98-		DA 60	
Sedona D	98-		DA 95	
Shuma I, II (FB) 1,5-1,8	10.97-12.01		DA 63H DA 62H	DS 62
Shuma I, II (FB) TD	10.97-12.01		DA 63H DA 62H	DS 62
Sorento (JC) 2,2-2,5 CRDi	06.02-		DA 95L	
Sorento (JC) 2,4-3,5 V6	01.03-		DA 70L	
Sorento (UM) 2,0-2,2 CRDi	09.14-		DA 95L	
Sorento (UM) 2,4-3,3	09.14-		DA 70L	
Sorento (XM) 2,0 CRDi	09.09-		DA 95	
Sorento (XM) 2,2 CRDi	09.09-		DA 95L	
Sorento (XM) 2,4 CVT (128 kW)	09.09-		DA 70L	
Sorento (XM) 2,4 CVT (141 kW), 2,4 GDI	09.09-		DA 70	

Brand/ Model designation	Year of manu- facture	DURACELL Extreme	DURACELL Advanced	DURACELL Starter
Soul (AM) 1,6 CRDi	02.09-		DA 70	
Soul (AM) 1,6 CRDi ISG Start/Stop	02.09-	DE 70 AGM		
Soul (AM) 1,6 ISG Start/Stop	02.09-	DE 60 EFB		
Soul 1,6-2,0	01.19-	DE 60 EFB AGM L1****		
Soul e-Soul Elektro 97-150 kW	01.19-	DE 60 EFB AGM L1****		
Sportage I (K00) 2,0 TD 4WD	04.94-04.04		DA 70	
Sportage I (K00) 2,2 D 4x4	04.94-04.04		DA 63H DA 62H	DS 62
Sportage II (JE) 2,0 TD, CRDi	09.04-		DA 95	
Sportage II (JE) 2,7 V6	09.04-		DA 70	
Sportage III (SL) 1,6-2,0 ISG Start/Stop	08.10-	DE 60 EFB		
Sportage III (SL) 1,7-2,0 ISG CRDi Start/Stop	08.10-	DE 70 AGM		
Stonic 1,0 CRDi Start/Stop	06.18-	DE 60 EFB AGM L1****		
Stonic 1,0 T-GDI Start/Stop	11.17-	DE 60 EFB AGM L1****		
Stonic 1,6 T-GDI Start/Stop	11.17-	DE 60 EFB AGM L1****		
Venga (YN) 1,4-1,6	09.09-		DA 63H DA 62H	
Venga (YN) 1,4-1,6 CRDi	09.09-		DA 77H DA 74	
Venga (YN) 1,4-1,6 CRDi ISG Start/Stop	09.09-	DE 70 AGM		
Venga (YN) 1,4-1,6 CVT ISG Start/Stop	09.09-	DE 60 EFB		
<b>KTM</b>				
X-Bow 2,0 Turbo FSI	09.07-		DA 63H DA 62H	
<b>Lamborghini</b>				
Diablo VT, SE, SV, GT, 5,9	01.90-		DA 77H DA 74	DS 72
Gallardo 5,0	01.03-		DA 100 DA 95H	
Gallardo 5,0 Start/Stop	01.03-	DE 92 AGM		
Murciélago 6,2; LP 640	11.01-		DA 77H DA 74	
Urus 4,0 V8 Start/Stop	03.18-	DE 92 AGM		
<b>Lancia</b>				
Dedra (SW835) 1,6-2,0	01.89-07.99		DA 50H DA 50	DS 45H
Dedra (SW835) 1,9 TDS	01.89-07.99		DA 77H DA 74	DS 72
Delta I, II, III (831AB0, 836, 844) 1,9-2,0 D, TD	09.79-		DA 77H DA 74	DS 72
Delta I, II, III (831AB0, 836, 844) 1,1-2,0	09.79-		DA 63H DA 62H	DS 62
Delta III (844) 1,4 Start/Stop**	09.08-	DE 60 EFB		
Kappa (838) 2,4 D, TD, JTD	07.96-10.01		DA 77H DA 74	DS 72
Kappa (838A, -B) 2,0-3,0	07.96-10.01		DA 63H DA 62H	DS 62
Lybra (839AX, BX) 1,6-2,0	07.99-10.05		DA 63H DA 62H	DS 62
Lybra (839AX, BX) 1,9-2,4 JTD	07.99-10.05		DA 63H DA 62H	DS 62
Musa (350) 1,3-1,9 JTD	10.04-		DA 63H DA 62H	
Musa (350) 1,4	10.04-		DA 50H DA 50	
Musa (350) 1,4; 1,3 JTD Start/Stop**	10.04-	DE 60 EFB		
Musa (350) 1,9 JTD Start/Stop**	10.04-	DE 70 EFB DE 70 AGM		
Phedra (179) 2,0-2,2 TD, JTD	09.02-11.10		DA 77H DA 74	

Brand/ Model designation	Year of manu- facture	DURACELL Extreme	DURACELL Advanced	DURACELL Starter
Phedra (179) 2,0-3,0	09.02-11.10		DA 63H DA 62H	
Thema (LX) 3,0 JTD V6 Multijet Start/Stop	11.11-	DE 92 AGM		
Thema (LX) 3,6 V6 Pentastar Start/Stop	11.11-	DE 92 AGM		
Thema (LX) 3,6 V6, 3,0 JTD Pentastar	11.11-		DA 100 DA 95H	
Thesis (841AX) 2,0-3,2	07.02-07.09		DA 100 DA 95H	
Thesis (841AX) 2,4 TD, JTD, Multijet	07.02-07.09		DA 100 DA 95H	
Voyager V (RT) 2,8 CRD	09.11-			DS 72L
Y (840A) 1,1-1,4	11.95-09.03		DA 50H DA 50	DS 45H
Y10 (156) 1,0-1,3	03.85-12.95		DA 50H DA 50	DS 45H
Ypsilon (843) 1,2-1,4	10.03-12.11		DA 50H DA 50	
Ypsilon (843) 1,3 JTD, Multijet	10.03-12.11		DA 63H DA 62H	
Ypsilon (846) 1,2-1,4 Start/Stop**	10.10-	DE 60 EFB		
Ypsilon (846) 1,3 JTD, Multijet Start/Stop**	10.10-	DE 60 EFB		
Zeta (838 A, -B, 220) 2,0-2,1 TD, JTD	07.96-09.02		DA 77H DA 74	DS 72
Zeta (838, 220) 2,0	07.96-09.02		DA 63H DA 62H	DS 62
<b>Land Rover</b>				
Defender (LD) 2,5 TD5 4WD	09.90-		DA 70L	
Defender (LD) 90, 110 TDI	09.90-		DA 70L	
Defender (LD) V8	09.90-		DA 95L	
Discovery II (LJ, LT) 2,0; 3,9-4,0 V8; 2,5 TD	06.94-09.04		DA 70L	
Discovery III (TAA) 2,7 TD, 4,4	10.04-09.10		DA 100 DA 95H	DS 95
Discovery IV 2,7-3,0 TD, 4,4, 5,0	10.10-		DA 100 DA 95H	
Discovery IV 2,7-3,0 TD, 4,4, 5,0 Start/Stop	10.10-	DE 92 AGM		
Feeler II (FA) 2,0-2,2 TD4 Start/Stop**	02.08-	DE 70 AGM DE 80 AGM		
Freelander I (LN) 1,8-2,5	02.98-		DA 63H DA 62H	DS 62
Freelander I (LN) 2,0 Di; TD4	02.98-		DA 77H DA 74	DS 72
Freelander II (FA) 2,2-3,2; 2,2 TD4 4x4	02.06-		DA 77H DA 74	
Freelander II (FA) 2,2-3,2; 2,2 TD4 4x4 Start/Stop	02.06-	DE 70 AGM		
Range Rover Evoque (LV) 2,0 4x4	06.11-		DA 77T DA 72	
Range Rover Evoque (LV) 2,0; 2,2 D4, TD4, SD4 Start/Stop	06.11-	DE 80 AGM		
Range Rover Evoque (LV) 2,2 D4	06.11-		DA 80	
Range Rover I 2,4 D, TD; 3,5-4,3	07.70-07.94		DA 70L	
Range Rover II (LP) 3,9-4,6	07.94-03.02		DA 70L	
Range Rover III (LM) 3,0 TD, 4-2,4,4	03.02-		DA 100 DA 95H	
Range Rover III (LM) 3,6 TD; 5,0 V8	03.02-		DA 110	
Range Rover III (LM) 3,6 TD; 5,0 V8 Start/Stop**	03.02-	DE 92 AGM DE 105 AGM		
Range Rover IV (LG) 3,0-4,4 TD, 5,0 V8 Start/Stop	01.12-	DE 92 AGM		
Range Rover Sport (LS) 2,7 TDVM, 4,2-5,0; 3,6 TD	02.05-		DA 110	

\* mit Bodenleistenadapter Art.Nr. 305002030101/with base hold-down adapter Art.No. 305002030101

\*\* Bitte Originalbatterie prüfen, da unterschiedliche Batteriegroße/-technologie verbaut sein kann. In erster Linie abhängig von der elektrischen Zusatzausstattung. (VRLA=AGM, AFB/ECM=EFB)/ Please check the original battery, as differing battery sizes and technologies may be installed. The battery choice depends primarily upon the electrical extras. (VRLA=AGM, AFB/ECM=EFB)

\*\*\* mit Polhülsen Dünn-DIN Art.Nr. 1020001300+1020001400/with terminal covers thin-DIN Art.No. 1020001300+1020001400

\*\*\*\* noch nicht verfügbar im Banner Sortiment/not yet available in the Banner assortment

# CARS AND SMALL TRANSPORTERS

Brand/ Model designation	Year of manu- facture	DURACELL Extreme	DURACELL Advanced	DURACELL Starter
Range Rover Sport (LS) 2,7 TDVM, 4,2-5,0; 3,6 TD Start/Stop**	02.05-	DE 92 AGM DE 105 AGM		
Range Rover Sport (LW) 3,0-5,0, 3,0 TD Start/Stop	01.13-	DE 92 AGM		
<b>Landwind</b>				
2,0-2,4; 2,8 D	09.05-		DA 95L	
<b>LDV</b>				
Convoy 2,5 DI, TDI	10.96-		DA 70L	
Maxus 2,5 DI, TDI	01.05-		DA 70L	
Pilot 1,9 D	01.05-		DA 70L	
<b>Lexus</b>				
CT (ZWA1) 200h	01.10-		DA 40B	
ES (AWV6, GSV6, ASV6) 250, 350	01.12-		DA 77H DA 74	
ES (AVV6, GSV6, ASV6) 250, 350 Start/Stop	01.12-	DE 70 AGM		
ES (GSV4, ACV4) 3,5	01.06-12.12		DA 77H DA 74	
ES (MCV, VZV) 250, 300	10.96-06.08		DA 70	
GS (GRL, GWL) 250, 350, AWD, 450h	01.12-		DA 70	
GS (GRL, GWL) 300h	01.12-		DA 70L	
GS (GRS, UZS, GWS) 300, 430	04.05-11.11		DA 70L	
GS (GRS, UZS, GWS) 450 h	04.05-11.11		DA 70	
GS (GRS, UZS, GWS) 460	04.05-11.11		DA 95L	
GS (JZS147, JZS160, UZS161) 300-450, 4,3 VTI	03.93-03.05		DA 70L	
IS C (GSE2) 250	01.09-		DA 70L	
IS C (GSE2) 300	01.09-		DA 70	
IS I (JCE1, GXE1) 200	04.99-07.05		DA 60L	
IS I (JCE1, GXE1) 300	04.99-07.05		DA 60	
IS II (GSE2, ALE2, USE2) 200 D	10.05-		DA 95	
IS II (GSE2, ALE2, USE2) 220 D	10.05-		DA 95L	
IS II (GSE2, ALE2, USE2) 250	10.05-		DA 70L	
IS II (GSE2, ALE2, USE2) 350, IS F	10.05-		DA 60L	
IS III (GSE3, AVE3) 250	01.13-		DA 77H DA 74	
IS III (GSE3, AVE3) 250 Start/Stop	01.13-	DE 70 AGM		
IS SportCross 200	10.01-10.05		DA 70L	
IS SportCross 300	10.01-10.05		DA 95	
LFA (LFA10) 4,8	01.10-		DA 95	
LS (UCF30) 430	10.00-08.06		DA 70	
LS (UVF4, USF4) 460, 600h	09.06-		DA 95L	
LX (URJ201) 570	01.07-		DA 77H DA 74	
LX (UZJ100) 470	01.98-12.08		DA 70L	
RC (C1) 200t, 300h	08.14-		DA 70	
RC (C1) F (USC10)	08.14-		DA 70L	
RX (GYL, GGL, AGL) 270, 350, AWD, 450h, AWD	04.08-		DA 70	
RX (MCU15) 300	08.97-05.03		DA 70	
RX (MHU, GSU, MCU) 300, 350 AWD, 400h	03.03-12.08		DA 70	
RX (MHU, GSU, MCU) 350	03.03-12.08		DA 70L	
RX (MHU, GSU, MCU) 400h AWD	03.03-12.08		DA 45	
SC (UZZ40) 430 (210 kW)	05.01-07.10		DA 70	
SC (UZZ40) 430 (215 kW)	05.01-07.10		DA 77H DA 74	
<b>Ligier</b>				
J512			DA 50T DA 44	DS 44
<b>Lotus</b>				
Elan 1,6	09.89-11.95		DA 63H DA 62H	DS 62
Elise 111-330 R	08.95-		DA 50H DA 50	DS 45H
Esprit S4 (082) 2,0-3,5 V8	10.75-		DA 63H DA 62H	DS 62

Brand/ Model designation	Year of manu- facture	DURACELL Extreme	DURACELL Advanced	DURACELL Starter
Evora 3,5	01.09-		DA 70	
Exige (SCC) 1,8	09.01-		DA 50H DA 50	DS 45H
Exige 3,5 S	01.12-		DA 70	
<b>LTI</b>				
TX 2,4-2,5 D, TDi Start/Stop	01.97-	DE 70 AGM		
<b>Mahindra</b>				
CJ 330, CJ 530	90-		DA 100 DA 95H	DS 95
<b>Maruti</b>				
800	01.87-12.06		DA 45L	
<b>Maserati</b>				
3200 GT 3,2	01.98-12.02		DA 77H DA 74	
Ghibli II 2,0-2,8	04.92-		DA 80	DS 88
GranCabrio 4,7	01.10-		DA 77H DA 74	
Gransport Coupe 4,3	01.03-		DA 77H DA 74	
GranTurismo 4,2-4,7	01.08-		DA 77H DA 74	
Karif 2,8	04.88-		DA 77H DA 74	DS 72
Quattroporte I, II 2,0-4,9	08.76-		DA 70L	
Quattroporte III 4,2-4,7	03.04-		DA 100 DA 95H	
Quattroporte IV 3,8	01.12-		DA 77H DA 74	
Shamal 3,2	09.89-11.95		DA 77H DA 74	DS 72
Spyder Coupe, GT Cabrio- let 4,2	10.01-		DA 77H DA 74	
<b>Maybach</b>				
57 (240) 5,5-6,0	09.02-12.06		DA 100 DA 95H	
57 (240) 5,5-6,0 Start/Stop	09.02-12.06	DE 92 AGM		
<b>Mazda</b>				
121 II (DB) 1,1-1,3	11.90-03.96		DA 45	
121 III (JASM, JBSM) 1,25-1,3	03.96-		DA 50T DA 44	DS 44
121 III (JASM, JBSM) 1,8 D	03.96-		DA 63T DA 60T	DS 60
2 (B2W, DY) 1,3-1,5	04.03-03.07		DA 50T DA 44	DS 44
2 (B2W, DY) 1,4 CD 68-90	04.03-03.07		DA 63T DA 60T	DS 60
2 (DE) 1,3-1,5	04.07-		DA 60	
2 (DE) 1,4-1,6 CD 68-90	04.07-		DA 70	
3 (BK12, 14, BL) 1,4-1,6	10.03-		DA 60	
3 (BK12, 14, BL) 1,6 CD 90-110	10.03-		DA 70	
3 (BK12, 14, BL) 2,0 CD 143-185	10.03-		DA 95	
3 (BK12, 14, BL) 2,0-2,3; MPS	10.03-		DA 60	
323 III (BF)	08.85-11.91		DA 60	
323 IV C, F, S 1,3-2,0 (BG)	06.89-		DA 60	
323 IV C, F, S 1,7 D (BG)	06.89-		DA 95	
323 V (BA) C	08.93-09.98		DA 60	
323 V F/S 1,3-1,8 (BA)	07.93-09.98		DA 60	
323 V F/S 2,0 (BA)	07.93-09.98		DA 60	
323 V F/S 2,0 D (BA)	07.93-09.98		DA 95	
323 V P	10.96-09.98		DA 60	
323 V P 2,0 D	10.96-09.98		DA 95	
323 VI F/P/S 1,3-2,0 (BJ)	09.98-		DA 60	
323 VI F/P/S 2,0 TD, DITD (BJ)	09.98-		DA 95	
5 (CR19, CW) 1,6 CD, 2,3	07.05-		DA 70	
5 (CR19, CW) 1,8-2,0	07.05-		DA 60	
5 (CR19, CW) 2,0-2,2 CD 110-143	07.05-		DA 95	
6 (GG, GY, GH) 1,6-2,3; MPS	06.02-		DA 60	
6 (GG, GY, GH) 2,0-2,2 CD 125-185	09.02-		DA 95	



Brand/ Model designation	Year of manu- facture	DURACELL Extreme	DURACELL Advanced	DURACELL Starter
6 (GG, GY, GH) 2,5; MPS	06.02-		DA 70	
626 IV 1,8-2,0 (GE)	08.91-03.97		DA 60	
626 IV 2,0 D Compr. (GE)	08.91-03.97		DA 95	
626 IV 2,0 DITD (GF/GW)	05.97-		DA 95	
626 V 1,8-2,0 (GF/GW)	05.97-		DA 60	
B-Serie 2,0-2,2 (UF)	01.85-06.99		DA 60L	
B-Serie 2,2-2,6; 2,5 D, TD (UN)	02.99-07.06		DA 95L	
B-Serie 2,6; 2,2-2,5 D (UF)	01.85-06.99		DA 95L	
BT-50 (CD) 2,5 CD; 3,0 CDVI	12.06-		DA 95L	
CX-5 (KE, GH) 2,0	03.12-		DA 60	
CX-5 (KE, GH) 2,2 CD 150-175	03.12-		DA 95	
CX-7 (ER) 2,2 CD 173	08.08-		DA 95	
CX-7 (ER) 2,3	08.07-		DA 60	
CX-9 (TB) 3,7 V6	03.07-		DA 70	
Demio (A6, A7, DW) 1,2-1,6	08.98-12.02		DA 45	
E-Serie E2000	01.99-12.06		DA 60	
MPV I, II (LV, LW) 2,0 DI; 2,5 TD	03.95-02.06		DA 95	
MPV I, II (LV, LW) 2,0-3,6 i, V6	03.95-02.06		DA 60	
MX-3 (EC)	07.91-		DA 60	
MX-5 II (NB) 1,6	03.98-02.05		DA 45	
MX-5 II (NB) 1,8	03.98-02.05		DA 50T* DA 44*	DS 44*
MX-5 III, IV (NC, ND) 1,8-2,0	03.05-		DA 45	
MX-6 (GE6)	07.91-02.97		DA 60	
Premacy (CP) 1,8-2,3	07.99-03.05		DA 60	
Premacy (CP) 2,0 TD	07.99-03.05		DA 95	
RX-7 III (FD)	07.92-08.02		DA 70	
RX-8 (SE17) 2,6	10.03-06.12		DA 70	
Tribute (EP) 2,0-2,3	03.00-05.08		DA 63T DA 60T	DS 60
Tribute (EP) 3,0	03.00-05.08		DA 77T DA 72	DS 70
Xedos 9 (TA) 2,0-2,5	07.93-09.02		DA 60	
<b>Mercedes-Benz</b>				
A-Class (W168, 169) 140-200	07.97-06.12		DA 63H DA 62H	DS 62
A-Class (W168, 169) 160-200 CDI	07.97-06.12		DA 77H DA 74	DS 72
A-Class (W169) 140-200 Start/Stop**	09.10-06.12	DE 60 EFB DE 70 AGM		
A-Class (W169) 160-200 CDI Start/Stop	09.10-06.12	DE 70 AGM		
A-Class (W176) 180-250, 180- 220 CDI, E-CELL Start/Stop	06.12-	DE 70 AGM		
A-Class (W176) A 45 AMG 4-maticL Start/Stop	06.12-	DE 80 AGM		
B-Class (W245) 150-200	06.05-11.11		DA 63H DA 62H	
B-Class (W245) 150-200 Start/Stop	06.10-11.11	DE 70 AGM		
B-Class (W245) 180-200 CDI	06.05-11.11		DA 77H DA 74	
B-Class (W245) 180-200 CDI Start/Stop	06.10-11.11	DE 70 AGM		
B-Class (W246) 180-200 CDI Start/Stop	11.11-	DE 80 AGM		
B-Class (W246) 180-200 Start/Stop**	11.11-	DE 70 AGM		
B-Class (W246) 250 e Electric Drive 132 kW	11.11-	DE 60 EFB		
C-Class (W202) 180-240	03.93-05.00		DA 77H DA 74	DS 72
C-Class (W202) 200-250 D, CDI, Turbo-D, 36-43 AMG	03.93-05.00		DA 100 DA 95H	DS 95
C-Class (W202) 280	03.93-05.00		DA 77H DA 74	DS 72
C-Class (W203) 180-240	05.00-02.07		DA 77H DA 74	

Brand/ Model designation	Year of manu- facture	DURACELL Extreme	DURACELL Advanced	DURACELL Starter
C-Class (W203) 200-320 CDI, C 32-55 AMG	05.00-02.07		DA 100 DA 95H	
C-Class (W203) 280-350	05.00-02.07		DA 77H DA 74	
C-Class (W204) 180	01.07-		DA 77H DA 74	
C-Class (W204) 180 Start/Stop	01.07-	DE 70 AGM		
C-Class (W204) 200-350	01.07-		DA 100 DA 95H	
C-Class (W204) 200-350 CDI	01.07-		DA 100 DA 95H	
C-Class (W204) 200-350 CDI Start/Stop**	01.07-	DE 80 AGM DE 92 AGM		
C-Class (W204) 200-350 Start/Stop**	01.07-	DE 80 AGM DE 92 AGM		
C-Class (W205) 200-220	01.13-		DA 77H DA 74	
C-Class (W205) 200-220 Start/Stop	01.13-	DE 70 AGM		
C-Class Coupe (C204) 180-350, 220-250 CDI, C 63 AMG Start/Stop	06.11-	DE 80 AGM		
C-Class Coupe (C204) 200 CGI Start/Stop	06.11-	DE 70 AGM		
C-Class Coupe (CL203) 160-200 Start/Stop	05.08-	DE 70 AGM		
C-Class Coupe (CL203) 160-230	03.01-08.07		DA 77H DA 74	
C-Class Coupe (CL203) 200-220 CDI, C 32 AMG, 30 CDI AMG	03.01-08.07		DA 100 DA 95H	
C-Class Coupe (CL203) 230- 350, 200-220 CDI Start/Stop	05.08-	DE 92 AGM		
C-Class Coupe (CL203) 320	03.01-08.07		DA 77H DA 74	
C-Class Kombi (S202) 180-240	06.96-03.01		DA 77H DA 74	DS 72
C-Class Kombi (S202) 200- 250 D, CDI, Turbo-D, 43 AMG	06.96-03.01		DA 100 DA 95H	DS 95
C-Class Kombi (S202) 280	06.96-03.01		DA 77H DA 74	DS 72
C-Class T-Model (S203) 180-240	03.01-08.07		DA 77H DA 74	
C-Class T-Model (S203) 200-320 CDI, C 32-55 AMG, 30 CDI AMG	03.01-08.07		DA 100 DA 95H	
C-Class T-Model (S203) 280-350	03.01-08.07		DA 77H DA 74	
C-Class T-Model (S204) 180-240	08.07-		DA 77H DA 74	
C-Class T-Model (S204) 180-240 Start/Stop	08.07-	DE 70 AGM		
C-Class T-Model (S204) 200-320 CDI, C 32-55 AMG, 30 CDI AMG	08.07-		DA 100 DA 95H	
C-Class T-Model (S204) 200-320 CDI, C 32-55 AMG, 30 CDI AMG Start/Stop**	08.07-	DE 80 AGM DE 92 AGM		
C-Class T-Model (S204) 280-350	08.07-		DA 100 DA 95H	
C-Class T-Model (S204) 280-350 Start/Stop**	08.07-	DE 70 AGM DE 80 AGM		
Citan (W415) 108-111 CDI Start/Stop	06.12-	DE 70 AGM		
Citan (W415) 111 CDI	06.12-		DA 63H DA 62H	
Citan (W415) 112 Start/Stop	06.12-	DE 60 EFB		
CLA-Class (C117) 180-250, 200-220 CDI Start/Stop	01.13-	DE 70 AGM		
CLA-Class (C117) 200 CDI	01.13-		DA 77H DA 74	

\* mit Bodenleistenadapter Art.Nr. 305002030101/with base hold-down adapter Art.No. 305002030101

\*\* Bitte Originalbatterie prüfen, da unterschiedliche Batteriegroße/-technologien verbaut sein kann. In erster Linie abhängig von der elektrischen Zusatzausstattung. (VRLA=AGM, AFB/ECM=EFB)/  
Please check the original battery, as differing battery sizes and technologies may be installed. The battery choice depends primarily upon the electrical extras. (VRLA=AGM, AFB/ECM=EFB)

\*\*\* mit Polhülsen Dünn-DIN Art.Nr. 1020001300+1020001400/with terminal covers thin-DIN Art.No. 1020001300+1020001400

\*\*\*\* noch nicht verfügbar im Banner Sortiment/not yet available in the Banner assortment

# CARS AND SMALL TRANSPORTERS

Brand/ Model designation	Year of manu- facture	DURACELL Extreme	DURACELL Advanced	DURACELL Starter
CLA-Class (C117) 220 CDI Start/Stop	01.13-	DE 80 AGM		
CLA-Class 160-250 Start/Stop	09.12-	DE 60 EFB		
CLA-Class 220 CDI Start/Stop	09.12-	DE 70 AGM		
CLC-Class (CL 203) 160 Start/Stop	01.10-	DE 70 AGM		
CLC-Class (CL 203) 180-200 Kompressor	05.08-		DA 77H DA 74	
CLC-Class (CL 203) 200-220 CDI	05.08-		DA 100 DA 95H	
CLC-Class (CL 203) 200-220 CDI Start/Stop	01.10-	DE 92 AGM		
CLC-Class (CL 203) 230-350	05.08-		DA 100 DA 95H	
CLC-Class (CL 203) 230-350 Start/Stop	01.10-	DE 92 AGM		
CLK (C208) 200-230	06.97-06.02		DA 77H DA 74	DS 72
CLK (C208) 320, 430, 55 AMG	06.97-06.02		DA 100 DA 95H	DS 95
CLK (C209) 200-240	06.02-		DA 63H DA 62H	
CLK (C209) 220 CDI, 270 CDI, 320 CDI, 55-63 AMG	06.02-		DA 100 DA 95H	
CLK (C209) 280, 320, 350, 500	06.02-		DA 77H DA 74	
CLK Cabrio (A208) 200-230	03.98-03.02		DA 77H DA 74	DS 72
CLK Cabrio (A208) 320, 430, 55 AMG	03.98-03.02		DA 100 DA 95H	DS 95
CLK Cabrio (A209) 200-240	02.03-		DA 63H DA 62H	
CLK Cabrio (A209) 280-500	02.03-		DA 77H DA 74	
CLK Cabrio (A209) 320 CDI, 55-63 AMG	02.03-		DA 100 DA 95H	
CLS (C218) 350, 250 CDI Start/Stop	01.11-	DE 80 AGM		
CLS (C218) 500, 350 CDI Start/Stop	01.11-	DE 92 AGM		
CLS (C219) 280-500, 55-63 AMG, 320-350 CDI Start/Stop	10.04-12.10	DE 92 AGM		
CLS Shooting Brake (X218) 350-500, 350 CDI, 63 AMG Start/Stop	01.12-	DE 92 AGM		
E-Class (W123, 124) 200-280	06.93-06.95		DA 63H DA 62H	DS 62
E-Class (W123, 124) 250 D, TD; 36 AMG, 300 D, TD; 60 AMG	06.93-06.95		DA 100 DA 95H	DS 95
E-Class (W123, 124) 280 long, 300, 320-500, 300 r-matic, 200 D	06.93-06.95		DA 77H DA 74	DS 72
E-Class (W210) 200-240	06.95-03.02		DA 77H DA 74	DS 72
E-Class (W210) 200-320 CDI	06.95-03.02		DA 100 DA 95H	DS 95
E-Class (W210) 280-430, 50-55 AMG	06.95-03.02		DA 100 DA 95H	DS 95
E-Class (W211) 200-420 CDI Start/Stop	11.05-	DE 92 AGM		
E-Class (W211) 200-500, 55-63 AMG Start/Stop	11.05-	DE 92 AGM		
E-Class (W211) 280	11.05-		DA 100 DA 95H	
E-Class (W212) 200-300, 200-250 CDI Start/Stop	01.09-	DE 80 AGM		
E-Class (W212) 350-500, 350-500 CDI, 63 AMG Start/Stop	01.09-	DE 92 AGM		

Brand/ Model designation	Year of manu- facture	DURACELL Extreme	DURACELL Advanced	DURACELL Starter
E-Class Cabrio (A207) 200-550, 220-350 CDI Start/Stop	01.10-	DE 80 AGM		
E-Class Cabrio (A207) 350-500, 350 CDI Start/Stop	01.10-	DE 92 AGM		
E-Class Coupe (C207) 200-550, 220-350 CDI Start/Stop**	01.09-	DE 80 AGM DE 92 AGM		
E-Class Coupe (C207) 350-500, 350 CDI Start/Stop	01.09-	DE 92 AGM		
E-Class Kombi (S210) 200-240	06.96-03.03		DA 77H DA 74	DS 72
E-Class Kombi (S210) 220-430, 55 AMG	06.96-03.03		DA 100 DA 95H	DS 95
E-Class T-Model (S123) 200-280	06.93-06.96		DA 63H DA 62H	DS 62
E-Class T-Model (S123) 300 3-matic, 36 AMG, 250-300 D, 300 TD	06.93-06.96		DA 100 DA 95H	DS 95
E-Class T-Model (S123) 320	06.93-06.96		DA 77H DA 74	DS 72
E-Class T-Model (S211) 200 Start/Stop	03.03-07.09	DE 70 AGM		
E-Class T-Model (S211) 230-500, 220-320 CDI, 55-63 AMG Start/Stop	03.03-07.09	DE 92 AGM		
E-Class T-Model (S212) 200-500, 200-350 CDI, 63 AMG Start/Stop**	08.09-	DE 80 AGM DE 92 AGM		
E-Class T-Model (S212) 350-500, 350 CDI, 63 AMG Start/Stop	08.09-	DE 92 AGM		
G-Class (W361, W461) 230-G 290 TD	02.90-		DA 100 DA 95H	DS 95
G-Class (W361, W461) 250 GD	02.90-		DA 100 DA 95H	DS 95
G-Class (W361, W461) 290 GD/G 290 D	02.90-		DA 100 DA 95H	DS 95
G-Class (W363, W463) 230 GE, G 320	09.93-		DA 100 DA 95H	DS 95
G-Class (W363, W463) 300 GE, 250-300 GD, G 320	09.93-		DA 100 DA 95H	DS 95
G-Class (W363, W463) 400 CDI	09.89-		DA 100 DA 95H	DS 95
G-Class (W363, W463) G 300 TD, 350 G TD, G 300 CDI	09.93-		DA 100 DA 95H	DS 95
G-Class (W363, W463) G 36 AMG, G 500,-E	09.93-		DA 100 DA 95H	DS 95
G-Class (W463) 230 GE, G 320, G 300 TD, 350 G TD, G 300 CDI, G 300 TD, 350 G TD, G 300 CDI	09.93-		DA 95	
GLA-Class (X156) 200-250, 200-250 CDI	01.13-		DA 77H DA 74	
GLA-Class (X166) 200-250, 200-250 CDI Start/Stop	01.13-	DE 70 AGM		
GL-Class (X164) 450-500, 320-450 CDI	09.06-		DA 100 DA 95H	
GL-Class (X164) 450-500, 320-450 CDI BlueTEC Start/Stop	09.06-	DE 92 AGM		
GL-Class (X166) 350-500, 63 AMG Start/Stop	01.12-	DE 92 AGM		
GL-Class (X166) 400	01.12-		DA 100 DA 95H	
GLE (W166) 250-450 CDI Start/Stop	03.18-	DE 92 AGM		
GLE (W166) 350-500, 63 AMG Start/Stop	03.18-	DE 92 AGM		
GLK-Class (X204) 200-250	06.08-		DA 77H DA 74	
GLK-Class (X204) 200-250 Start/Stop	06.08-	DE 70 AGM		

Brand/ Model designation	Year of manu- facture	DURACELL Extreme	DURACELL Advanced	DURACELL Starter
GLK-Class (X204) 280-350, 200-350 CDI	06.08-		DA 100 DA 95H	
GLK-Class (X204) 280-350, 200-350 CDI BlueTEC Start/Stop**	06.08-	DE 92 AGM DE 80 AGM		
M-Class (W163) ML 270-420 CDI	01.97-06.05		DA 100 DA 95H	DS 95
M-Class (W163) ML 350-500, 63 AMG	01.97-06.05		DA 100 DA 95H	DS 95
M-Class (W164, W166) ML 250-450 CDI Start/Stop	07.05-	DE 92 AGM		
M-Class (W164, W166) ML 350-500, 63 AMG Start/Stop	07.05-	DE 92 AGM		
R-Class (W251, V251) 280- 350 CDI Start/Stop	01.06-	DE 92 AGM		
R-Class (W251, V251) 300- 500, R 63 AMG Start/Stop	01.06-	DE 92 AGM		
S-Class (W130) 280, 300-320SE/L, SE 320, 300 SE/L, S 500, S 600, 600 SE/L, S 300 TD, S 350 TD	02.91-10.98		DA 100 DA 95H	DS 95
S-Class (W220) 280, 320, 430, 500, 600, 55-63 AMG	10.98-08.05		DA 100 DA 95H	
S-Class (W220) 320 CDI, 400 CDI	10.98-08.05		DA 100 DA 95H	
S-Class (W220) 320 CDI, 400 CDI Start/Stop	10.98-08.05	DE 92 AGM		
S-Class (W220) 350,-4matic, 430 4matic, 500 4matic, 600, 55-65 AMG Start/Stop	10.98-08.05	DE 92 AGM		
S-Class (W221) 350-600, 63-65 AMG Start/Stop	10.05-	DE 92 AGM		
S-Class (W221) 320 CDI, 420 CDI Start/Stop	10.05-	DE 92 AGM		
S-Class (W222) 350-500, Hybrid Start/Stop	01.13-	DE 92 AGM		
S-Class Coupe (C130, 140) SEC/CL 320-600	09.92-02.99		DA 100 DA 95H	DS 95
S-Class Coupe (C215) CL 500-600	03.99-03.06		DA 100 DA 95H	
S-Class Coupe (C216) CL 500-600	05.06-		DA 100 DA 95H	
S-Class Coupe (C216) CL 500-600 Start/Stop	05.06-	DE 92 AGM		
SL (R129) 280-600, 55 AMG	03.89-12.01		DA 100 DA 95H	DS 95
SL (R230) 280-600, 55-65 AMG Start/Stop	10.01-01.12	DE 70 AGM		
SL (R231) 350-500, 65 AMG Start/Stop	01.12-	DE 92 AGM		
SLK (R170) 200-320, -K, 32 AMG	04.96-04.04		DA 77H DA 74	DS 72
SLK (R171) 200-350, 55 AMG	03.04-02.11		DA 77H DA 74	
SLK (R171) 200-350, 55 AMG Start/Stop	03.04-02.11	DE 70 AGM		
SLK (R172) 200-350, 55 AMG Start/Stop	02.11-	DE 80 AGM		
SLR (R199) 5,4 722 Edition, Roadster Start/Stop	04.04-	DE 92 AGM		
SLR (R199) 5,4 Start/Stop	04.04-	DE 70 AGM		
SLS (C197, A197) 6,2, AMG Start/Stop	03.11-	DE 92 AGM		
Sprinter (901, 902, 903, 903, 904, 906) 208-616 D, CDI	01.95-		DA 100 DA 95H	DS 95
Sprinter (901, 902, 903, 903, 904, 906) 213-424	01.95-		DA 100 DA 95H	DS 95
Sprinter (904, 906) 213-424; 208-616 D, CDI Start/Stop	01.10-	DE 92 AGM		
Sprinter Dumpertruck (905) 616 CDI	01.01-		DA 100 DA 95H	
T1, T2 (601, 602) 207- 815 D	05.77-02.96		DA 100 DA 95H	DS 95

Brand/ Model designation	Year of manu- facture	DURACELL Extreme	DURACELL Advanced	DURACELL Starter
T1, T2 (601, 602) 208, 210, 510	05.77-02.96		DA 100 DA 95H	DS 95
T2 Vario 512 - 818 D	02.96-		DA 100 DA 95H	DS 95
Vaneo (313, 414) 1,6-1,9	02.02-07.05		DA 63H DA 62H	
Vaneo (313, 414) 1,7 CDI	02.02-07.05		DA 77H DA 74	
V-Class (638/2) 200-220 CDI, 230 TD	02.96-07.03		DA 100 DA 95H	DS 95
V-Class (638/2) 200-220 CDI, 230 TD Start/Stop	02.96-07.03	DE 92 AGM		
V-Class (638/2) 200-280	02.96-07.03		DA 100 DA 95H	DS 95
Viano (W639) 2,0-3,0 CDI (110 kW)	09.03-		DA 100 DA 95H	
Viano (W639) 2,0-3,0 CDI (110 kW) Start/Stop	09.03-	DE 92 AGM		
Viano (W639) 3,0-3,7	09.03-		DA 77H DA 74	
Viano (W639) 3,0-3,7 Start/Stop	09.03-	DE 70 AGM		
Vito (638, 639) 108-120 CDI	02.96-		DA 100 DA 95H	DS 95
Vito (638, 639) 108-120 CDI Start/Stop	02.96-	DE 92 AGM		
Vito (638, 639) 113-126	02.96-		DA 77H DA 74	DS 72
Vito (638, 639) 113-126 Start/Stop	02.96-	DE 70 AGM		
X-Class (470) 220-350 d 4-matic Start/Stop	09.17-	DE 92 AGM		
<b>MG</b>				
MG 6 1,8	01.10-		DA 63H DA 62H	
MG TF 115-160	03.02-		DA 63H DA 62H	DS 62
MG X-Power 4,6-5,0	01.03-04.08		DA 77T DA 72	DS 70
MG ZR 1-5-160 TD	06.01-04.05		DA 63T DA 60T	DS 60
MG ZS 120-180	07.01-10.05		DA 50H DA 50	DS 45H
MG ZS 2,0 TD	07.01-10.05		DA 77T DA 72	DS 70
MG ZT, ZT-T 160-260	06.01-07.05		DA 63H DA 62H	DS 62
MG ZT, ZT-T 2,0 CDTi	06.01-07.05		DA 77H DA 74	DS 72
MGF (RD) 1,6-1,8	03.95-03.02		DA 63T DA 60T	DS 60
MGR V8 3,9	09.92-12.95		DA 63T DA 60T	DS 60
<b>Mini</b>				
Mini (F56) Cooper	01.13-		DA 77H DA 74	
Mini (F56) Cooper Start/Stop**	01.13-	DE 70 AGM		
Mini (R50-R53) One, Cabriolet, Cooper D	03.01-12.06		DA 77H DA 74	DS 70
Mini (R50-R53) One, Cabrio- let, Cooper, Convertible, S	03.01-12.06		DA 63H DA 62H	DS 62
Mini (R55-R61) One, Clubman, Countryman, Paceman, Cooper, S 1,6; 1,6 D Start/Stop**	09.06-	DE 70 AGM		
<b>Mitsubishi</b>				
ASX (ZC, GA_W) 1,6-2,0	06.10-		DA 70	
ASX (ZC, GA_W) 1,8 DI-D	09.10-		DA 95	
Attrage 1,2	03.14-		DA 60	
Carisma DX (DA0A) 1,6-1,8	07.95-06.06		DA 63H DA 62H	DS 62

\* mit Bodenleistenadapter Art.Nr. 305002030101/with base hold-down adapter Art.No. 305002030101

\*\* Bitte Originalbatterie prüfen, da unterschiedliche Batteriegroße/-technologie verbaut sein kann. In erster Linie abhängig von der elektrischen Zusatzausstattung. (VRLA=AGM, AFB/ECM=EFB/)

Please check the original battery, as differing battery sizes and technologies may be installed. The battery choice depends primarily upon the electrical extras. (VRLA=AGM, AFB/ECM=EFB)

\*\*\* mit Polhülsen Dünn-DIN Art.Nr. 1020001300+1020001400/with terminal covers thin-DIN Art.No. 1020001300+1020001400

\*\*\*\* noch nicht verfügbar im Banner Sortiment/not yet available in the Banner assortment

# CARS AND SMALL TRANSPORTERS

Brand/ Model designation	Year of manu- facture	DURACELL Extreme	DURACELL Advanced	DURACELL Starter
Carisma DX (DA0A) 1,8 GDI; 1,9 GDI, DI-D, TD	07.95-06.06		DA 77H DA 74	DS 72
Carisma VI, VII DX (DA0A) 2,0 16V GT EVO	07.95-06.06		DA 77H DA 74	DS 72
Colt 1,1-1,3 MPI Cleartec AS&G Start/Stop**	03.09-	DE 60 EFB	DA 63H DA 62H	
Colt CZC (RG) Cabriolet VI 1,5	05.06-		DA 63H DA 62H	
Colt IV (CA_A) 1,3-1,8	03.92-08.95		DA 45L	
Colt IV (CA_A) 1,3-1,8	03.92-08.95		DA 60L	
Colt V (CJ_A) 1300-1600, 1,8	09.95-09.03		DA 60L	
Colt VI, VII (ZM) 1,1-1,3 MPI	06.04-		DA 50H DA 50	DS 45H
Colt VI, VII (ZM) 1,5 DI-D	01.03-10.08		DA 77H DA 74	DS 72
Colt VI, VII (ZM) 1,5 MPI	06.04-		DA 63H DA 62H	DS 62
Eclipse I, II (D20A, D30A, D5) 2,0-3,0 V6	04.91-10.12		DA 70L	
Galant Saloon (ED, EF) 2,0-3,8	10.03-		DA 70L	
Galant V, VI (E5A, E7A, E8A, EA) 1,8-2,4	11.92-10.03		DA 70L	
Galant V, VI (E5A, E7A, E8A, EA) 2,0 GLSi, V6, TDI	11.92-10.03		DA 95L	
Galant VII (DJ, ED, EF) 2,0-3,8 GDi	10.03-		DA 60L	
Gallopier (JK-01) 2,5 TD; 3,0 V6	02.99-12.06		DA 70L	
Grandis (XP) 2,4-3,0	11.97-05.03		DA 60	
Grandis (XP, NA_W) 2,0 DI-D	03.03-		DA 95	
Grandis (XP, NA_W) 2,4 MPI	03.03-		DA 70	
i-MiEV (TQ) 47 kW (Mitsubishi Innovative Electric Vehicle)***	03.10-		DA 40	
L 200 (KB, KA, CR) 2,4-3,5	11.05-		DA 70	
L 200 (KB, KA, CR) 2,5-3,2 DI-D	11.05-		DA 70	
L 200 (KB, KA, CR) 2,5-3,2 DI-D	11.05-		DA 95	
L 200 (KT) 2,5-3,2 DI-D	11.86-10.05		DA 95	
L 200 2,4-2,5 D	01.16-	DE 80 EFB DE 80 AGM		
L 200 P (KT) 2,4-3,5	11.86-10.05		DA 70L	
L 300 (L03, P0, P1, P2) 1,6-2,0	05.80-		DA 60L	
L 300 (L03, P0, P1, P2) 2,5 D, TD	05.80-		DA 95L	
L 400 (PAOV) 2,0	04.94-		DA 60L	
L 400 (PAOV) 2500 TD	04.94-		DA 95L	
Lancer EVO X 2,0 MPI Start/Stop	09.08-	DE 70 AGM		
Lancer III, IV, V, VI, VII (C1V, C3V, C6A, C7A, CB/DA, CBW, CDW, CK/PA) 1,5-2,4 GDi, MPI	09.85-		DA 70	
Lancer III, IV, V, VI, VII (C1V, C3V, C6A, C7A, CB/DA, CBW, CDW, CK/PA) 1,8-2,0 GLX D, DI-D	09.85-		DA 95	
Lancer Saloon/Sportback (CY/Z, CX/A) 1,5-2,0	01.07-		DA 63H DA 62H	
Lancer Saloon/Sportback (CY/Z, CX/A) 1,8-2,0 DI-D	01.07-		DA 77H DA 74	
Outlander (CU0W, GS45, RE) 2,0-2,4 MPI	05.03-		DA 70	
Outlander (CW0W, GS45, RE) 2,0-2,2 DI-D	11.06-		DA 95	
Pajero II, III (V2, V4, V60, V70) 1,8-3,5	12.90-01.07		DA 70	
Pajero II, III (V2, V4, V60, V70) 2,5-2,8 TD; 3,2 DI-D; 3,5 V6	12.90-01.07		DA 95	
Pajero III, IV (V80, V90, BK25, BK45) 3,0 4WD; 3,2 DI-D CR (118-125kW)	11.06-		DA 70	

Brand/ Model designation	Year of manu- facture	DURACELL Extreme	DURACELL Advanced	DURACELL Starter
Pajero III, IV (V80, V90, BK25, BK45) 3,2 DI-D CR, TD; 3,8 V6 (182kW)	11.06-		DA 95	
Pajero III, IV (V80, V90, BK25, BK45) 3,8 V6 MPI (184kW)	11.06-		DA 60	
Pajero Pinin (H6, H7) 1,8-2,0 GDI	03.99-		DA 63H DA 62H	DS 62
Pajero Pinin (H6, H7) 3,2 DiD	03.99-		DA 95	
Pajero Sport (K90T, KH8W) 1,8-3,5 V6	11.97-		DA 60	
Pajero Sport (K90T, KH8W) 2,5-3,2 TD; DI-D	11.97-		DA 95	
Santamo 2,0	03.99-12.04		DA 70L	
Sigma (F16A, F07W) 3,0	12.90-07.96		DA 70L	
Space Gear (PA/B/D/W)	05.95-06.05		DA 70L	
Space-Gear (PA/B/D/W) 2,5 TD	05.95-06.05		DA 95L	
Space-Runner/Wagon (N10W, N20W, N50) 2,0 TD	10.91-10.98		DA 95L	
Space-Runner/Wagon (N10W, N20W/N50) 1,8-2,4	10.91-10.98		DA 70L	
Space-Runner/Wagon (N80W, N90W, N50) 1,8-2,4 GDI	10.98-		DA 70L	
Space-Star (DG0A) 1,3-1,6	06.98-12.05		DA 63H DA 62H	DS 62
Space-Star (DG0A) 1,8 GDI-1,9 DID	06.98-12.05		DA 77H DA 74	DS 72
<b>Morgan</b>				
Aero 8 4,4	10.00-			DS 45L
Eva GT	01.12-		DA 77H DA 74	
Four Four 1,6-1,8	01.68-08.03			DS 45L
Plus Eight 3,5-3,9	01.68-		DA 40	
Plus Four 1,8-2,0	01.85-			DS 45L
<b>Nissan</b>				
200 SX (S14) 2,0-2,4	10.93-		DA 60L	
300 ZX (Z31, Z32)	01.83-09.95		DA 60	
350 Z (Z33) 3,5 - Roadster	10.03-		DA 60	
370 Z (Z34) 3,7 V6 - Roadster	04.09-		DA 60	
Almera I (N15) 1,4-1,6	07.95-07.00		DA 60	
Almera I (N15) 2,0 D	07.95-07.00		DA 95	
Almera II (N16) 1,5-1,8	03.00-		DA 63T DA 60T	DS 60
Almera II (N16)	03.00-		DA 77T DA 72	DS 70
Almera Tino II (V10) 1,8-2,0	08.00-		DA 63T DA 60T	DS 60
Almera Tino II (V10)	08.00-		DA 77T DA 72	DS 70
Atleon 110.56, 130.70, 130.75, 165.75	00-		DA 60	
Atleon 120.35 TD, 120.56 3x2	00-		DA 95L	
Cube (Z12) 1,5 dCi	01.10-		DA 70	
Cube (Z12) 1,6-1,8	01.10-		DA 60	
e-NV Electric 200	01.13-		DA 45	
e-NV Electric 200 (Spain Assembly)	01.13-		DA 50H DA 50	
Evalia 1,5 dCi	05.11-		DA 63H DA 62H	
Evalia 1,6 DIG	05.11-		DA 50H DA 50	
GT-R (R35) 3,8 V6	01.08-		DA 45	
Interstar (X70) dCi 80-150	08.03-		DA 100 DA 95H	DS 95
Interstar (X70) Flatbed, Chassis dCi 100-140	08.03-		DA 77H DA 74	DS 72
Juke (F15) 1,5 dCi	10.10-		DA 63H DA 62H	
Juke (F15) 1,6 DIG Turbo	10.10-		DA 60L	



Brand/ Model designation	Year of manu- facture	DURACELL Extreme	DURACELL Advanced	DURACELL Starter
Kubistar (X76) 1,2-1,6	08.03-		DA 50T DA 44	DS 44
Kubistar (X76) 1,5 dCi	08.03-		DA 77H DA 74	DS 72
Leaf Electric (ZE0, ZE1) 80 kW L-Serie, M-Serie	01.10- 03.91-		DA 45 DA 95L	
Maxima I, II (J30, A32) 3,0i; 2,0-3,0 QX	10.88-08.00		DA 70	
Maxima QX (A33) 2,0-3,5	03.00-		DA 77H DA 74	DS 72
Micra C+C III (K12) 1,4-1,6	08.05-		DA 63T DA 60T	
Micra II (K11) 1,0-1,4	08.92-02.03		DA 45	
Micra II (K11) 1,5 D	08.92-02.03		DA 63T DA 60T	DS 60
Micra III (K12) 1,0-1,6	01.03-05.10		DA 50T DA 44	
Micra III (K12) 1,5 dCi	01.03-05.10		DA 63T DA 60T	
Micra IV (K13) 1,2	05.10-		DA 40B	
Micra IV (K13) 1,2 DIG-S Start/Stop**	05.10-	DE 60 EFB		
Murano (Z50, Z51) 2,0 dCi	06.05-		DA 70	
Murano (Z50, Z51) 3,5 V6	06.05-		DA 60	
Navara (D22) 2,4	09.97-06.05		DA 70	
Navara (D22) 3,0	09.97-06.05		DA 77H DA 74	DS 72
Navara (D231) 2,3 dCi Start/Stop	09.17-	DE 92 AGM		
Navara (D40) 2,5 dCi	07.05-08.17		DA 77H DA 74	
Navara (D40) 2,8 D	07.05-08.17		DA 70	
Note (E11) 1,4-1,6	03.06-		DA 50T DA 44	
Note (E11) 1,5 dCi	03.06-		DA 63T DA 60T	
Note 1,2 DIG	01.13-		DA 77H DA 74	
NV 200 1,5 dCi	03.09-		DA 63H DA 62H	
NV 200 1,6 DIG	03.09-		DA 50H DA 50	
NV 400 2,3 dCi	03.09-		DA 100 DA 95H	
Pathfinder (R50) 2,4-3,5 V6	09.97-12.04		DA 70L	
Pathfinder (R50) 2,7-3,2 TD	09.97-12.04		DA 95L	
Pathfinder (R51) 2,5 dCi	03.05-		DA 77H DA 74	
Pathfinder (R51) 4,0	03.05-		DA 77H DA 74	
Pathfinder (R51) 4,0 4WD	03.05-		DA 63H DA 62H	
Patrol (K260) 2,8-3,0; 2,8-3,2 D, TD	10.84-04.98		DA 95	
Patrol (W260) 2,8 TD-3,2 D	08.88-11.95		DA 95	
Patrol GR I (Y60) 2,8 TD-4,2 D	08.87-06.97		DA 95	
Patrol GR I (Y60) 4,2 KAT	08.87-06.97		DA 70	
Patrol GR II (Y61) 2,8 TD-4,2 TD	06.97-		DA 95	
Patrol GR II (Y61) 4,5-4,8	06.97-		DA 95	
Patrol III (Y62) 5,6	01.10-		DA 80	
Patrol III (Y62) 5,6 (Asia Assembly)	01.10-		DA 95	
Pick Up (D21)	09.85-02.98		DA 70L	
Pick Up (D21) 2,5-2,7 D	09.85-02.98		DA 95L	
Pick Up (D22) 2,4i; 2,5-3,2 D	02.98-		DA 95L	
Pick Up (D22) 2,5 TD 4WD	02.98-		DA 70L	
Pixo (UA0) 1,0-1,1	06.09-		DA 40B	
Primastar (X83) 2,0 dCi 80-150	09.02-		DA 80	
Primera (P10, W10) 1,6-2,0	06.90-03.98		DA 63H DA 62H	DS 62

Brand/ Model designation	Year of manu- facture	DURACELL Extreme	DURACELL Advanced	DURACELL Starter
Primera (P10, W10) 2,0 D	06.90-03.98		DA 77H DA 74	DS 72
Primera (P11, WP11) 1,6-2,5	06.96-12.01		DA 63H DA 62H	DS 62
Primera (P11, WP11) 2,0 TD	06.96-12.01		DA 77H DA 74	DS 72
Primera (P12, WP12) 1,6-2,5	03.02-		DA 63H DA 62H	
Primera (P12, WP12) 1,9-2,2 dCi, DI	03.02-		DA 77H DA 74	
Pulsar 1,2-1,6 DIG-T Start/Stop**	10.14-	DE 60 EFB		
Pulsar 1,5 dCi Start/Stop**	10.14-	DE 70 AGM DE 70 EFB		
Qashqai (J10, JJ10) 1,5-2,0 dCi	03.07-		DA 77H DA 74	
Qashqai (J10, JJ10) 1,6 (84 kW)	03.07-		DA 60	
Qashqai (J10, JJ10) 1,6 (86 kW)	03.07-		DA 50H DA 50	
Qashqai (J10, JJ10) 2,0	03.07-		DA 63H DA 62H	
Qashqai 1,2 DIG-T, 1,5-1,6 dCi	01.14-		DA 77H DA 74	
Sunny III (N13, Y10) 1,6, -Traveller	10.90-03.00		DA 60	
Sunny III (N13/Y10) 2,0 D	10.90-03.00		DA 95	
Terrano I (WD21) 2,4	07.86-02.96		DA 60	
Terrano I (WD21) 2,7 TD	07.86-02.93		DA 70	
Terrano I (WD21) 3,0	07.86-02.96		DA 95L	
Terrano II (R20) 2,7 TD, TDi, Di-4WD	02.93-		DA 95L	
Terrano II (R20) 3,0 Di 4WD	02.93-		DA 63H DA 62H	DS 62
Tiida (C11X, SC11X) 1,6-1,8	06.07-		DA 63H DA 62H	
Tiida (C1X, SC11X) 1,5 dCi	06.07-		DA 63H DA 62H	
X-Trail (T30) 2,0-2,5 (121kW)	07.01-		DA 60	
X-Trail (T30) 2,0-2,5 (132kW) 4x4	07.01-		DA 77H DA 74	
X-Trail (T30) 2,2 Di, dCi FWD, 4x4	07.01-		DA 70	
X-Trail (T31) 2,0 dCi	06.07-		DA 70	
X-Trail (T31) 2,0-2,5 FWD	06.07-		DA 60	
<b>Opel</b>				
Adam 1,0-1,4	09.12-		DA 50T DA 44	
Adam 1,0-1,4 Start/Stop	09.12-	DE 60 EFB		
Agila (H00, H08) 1,0-1,2	09.00-		DA 50T DA 44	DS 44
Agila (H00, H08) 1,3 CDTi	09.00-		DA 63T DA 60T	DS 60
Agila (H08) 1,0-1,2 ecoFLEX Start/Stop	09.08-	DE 60 EFB		
Agila (H08) 1,3 CDTi ecoF- LEX Start/Stop	09.08-	DE 60 EFB		
Ampera EV 150 (111 kW + 63 kW)	01.11-	DE 60 EFB	DA 63H DA 62H	
Antara (J26, H26) 2,0 CDTi (ROK)	05.06-		DA 95L	
Antara (J26, H26) 2,0 CDTi (RUS)	05.06-			DS 72L
Antara (J26, H26) 2,4 R4 (ROK)	05.06-		DA 60L	
Antara (J26, H26) 3,0 (ROK)	05.06-		DA 77T DA 72	
Antara (J26, H26) 3,2 V6 (ROK)	05.06-		DA 70L	
Antara (J26, H26) 3,2 V6 (ROK)	05.06-		DA 77T DA 72	
Antara (J26, H26) 3,2 V6 (RUS)	05.06-			DS 72L

\* mit Bodenleistenadapter Art.Nr. 305002030101/with base hold-down adapter Art.No. 305002030101

\*\* Bitte Originalbatterie prüfen, da unterschiedliche Batteriegroße/-technologie verbaut sein kann. In erster Linie abhängig von der elektrischen Zusatzausstattung. (VRLA=AGM, AFB/ECM=EFB)/  
Please check the original battery, as differing battery sizes and technologies may be installed. The battery choice depends primarily upon the electrical extras. (VRLA=AGM, AFB/ECM=EFB)

\*\*\* mit Polhülsen Dünn-DIN Art.Nr. 1020001300+1020001400/with terminal covers thin-DIN Art.No. 1020001300+1020001400

\*\*\*\* noch nicht verfügbar im Banner Sortiment/not yet available in the Banner assortment

# CARS AND SMALL TRANSPORTERS

Brand/ Model designation	Year of manu- facture	DURACELL Extreme	DURACELL Advanced	DURACELL Starter
Arena (THB, TB, TF)	03.98-08.01		DA 63H DA 62H	DS 62
Arena (THB, TB, TF) 1,9 D	03.98-08.01		DA 77H DA 74	DS 72
Arena (THB, TB, TF) 2,5 D	03.98-08.01		DA 100 DA 95H	DS 95
Astra F, G, H 1,6-2,0	09.91-		DA 63T DA 60T	DS 60
Astra F, G, H 1,7-2,2 D, TD, DTI, CDTI	09.91-		DA 77T DA 72	DS 70
Astra F, G, H 1-2,1,4	09.91-		DA 50T DA 44	DS 44
Astra F, G, H 2,2	09.91-		DA 77T DA 72	DS 70
Astra J 1,3-1,6 ecoFLEX	12.09-		DA 63T DA 60T	
Astra J 1,3-2,0 CDTI ecoFLEX	12.09-		DA 77T DA 72	
Astra J GTC 1,3-1,7 CDTI ecoFLEX Start/Stop	09.10-	DE 70 AGM		
Astra J GTC 1,4-1,6 ecoFLEX Start/Stop	09.10-	DE 60 EFB		
Calibra A 2,0 i5	06.90-07.97		DA 50T DA 44	DS 44
Calibra A 2,0 i 16V, -Turbo, 3x3, 2,5 i	06.90-07.97		DA 63T DA 60T	DS 60
Campo (TF) 2,3	08.87-		DA 60L	
Campo (TF) 2,5 D; 3,1 TD, DTI	08.87-		DA 95L	
Cascada (W13) 1,4-2,0	03.13-		DA 63T DA 60T	
Cascada (W13) 2,0 BiTurbo CDTI	03.13-		DA 77T DA 72	
Cascada (W13) 2,0 BiTurbo CDTI Ecoflex Start/Stop	03.13-	DE 70 AGM		
Combo (71) 1,2-1,7	07.94-		DA 63T DA 60T	DS 60
Combo (71) 1,3 DI, DTI, CDTI	07.94-		DA 63T DA 60T	DS 60
Combo (71) 1,7 DI, DTI, CDTI	07.94-		DA 77T DA 72	DS 70
Combo (X12) 1,4, 1,3 CDTI	01.12-		DA 63T DA 60T	
Combo (X12) 1,4, 1,3 CDTI Start/Stop	01.12-	DE 60 EFB		
Combo (X12) 1,6-2,0 CDTI	01.12-		DA 77T DA 72	
Combo (X12) 1,6-2,0 CDTI Start/Stop	01.12-	DE 70 AGM		
Corsa A, B, C (73-79, F35, F08-68) 1,5 D, TD, DI, DTI, CDTI	09.82-06.06		DA 63T DA 60T	DS 60
Corsa A, B, C (73-79, F35, F08-68) 1,0-1,8	09.82-06.06		DA 63T DA 60T	DS 60
Corsa D 1,0	07.06-		DA 50H DA 50	
Corsa D 1,0 ecoFLEX	07.09-		DA 50H DA 50	
Corsa D 1,2-1,6	07.06-		DA 63H DA 62H	
Corsa D 1,2-1,6 ecoFLEX	07.06-		DA 63H DA 62H	
Corsa D 1,3-1,7 CDTI	07.06-		DA 77H DA 74	
Corsa D 1,3-1,7 CDTI ecoFLEX	07.09-		DA 77H DA 74	
Corsa D 1,3-1,7 CDTI ecoFLEX Start/Stop	07.09-	DE 70 AGM		
Crossland X (P17) 1,2 ecoTEC	03.17-	DE 60 EFB		
Crossland X (P17) 1,5-1,6 Turbo-D ecoTEC	03.17-	DE 70 AGM		

Brand/ Model designation	Year of manu- facture	DURACELL Extreme	DURACELL Advanced	DURACELL Starter
Frontera A (5MWL4) 2,0-2,4	03.92-10.98		DA 63H DA 62H	DS 62
Frontera A (5MWL4) 2,3-2,8 TD, TDS	03.92-10.98		DA 77H DA 74	DS 72
Frontera B (6B) 2,2 DTI	10.98-		DA 77H DA 74	DS 72
Frontera B (6B) 2,2-3,2	10.98-		DA 77H DA 74	DS 72
Grandland X (P17) 1,2 ecoTEC Start/Stop	03.17-	DE 60 EFB		
Grandland X (P17) 1,5-1,6 Turbo-D; 2,0 D ecoTEC Start/Stop	03.17-	DE 70 AGM		
Insignia 1,6-1,8	09.08-		DA 63T DA 60T	
Insignia 1,6-1,8 ecoFLEX	09.08-		DA 63T DA 60T	
Insignia 1,6-1,8 ecoFLEX ecoFLEX Start/Stop	09.08-	DE 60 EFB		
Insignia 2,0	09.08-		DA 77T DA 72	
Insignia 2,0 CDTI, Biturbo ecoFLEX Start/Stop**	09.08-	DE 80 AGM DE 92 AGM		
Insignia 2,0 CDTI, Biturbo ecoFLEX**	09.08-		DA 100 DA 95H	
Insignia 2,0 CDTI, Biturbo ecoFLEX**	09.08-		DA 80	
Insignia 2,0 CDTI, Biturbo**	09.08-		DA 100 DA 95H	
Insignia 2,0 CDTI, Biturbo**	09.08-		DA 80	
Insignia 2,0 ecoFLEX	09.08-		DA 77T DA 72	
Insignia 2,0-2,8 V6 ecoFLEX Start/Stop**	09.08-	DE 70 AGM		
Insignia 2,8 V6	09.08-		DA 80	
Insignia 2,8 V6 ecoFLEX	09.08-		DA 80	
Karl 1,0 (C16)	06.15-		DA 50H DA 50	
Meriva (A, B) 1,3-1,7 CDTI	05.03-		DA 77T DA 72	DS 70
Meriva (A, B) 1,3-1,7 CDTI ecoFLEX	05.03-		DA 77T DA 72	DS 70
Meriva (A, B) 1,4-1,8 16V	05.03-		DA 63T DA 60T	DS 60
Meriva (A, B) 1,4-1,8 16V ecoFLEX	05.03-		DA 63T DA 60T	DS 60
Meriva (B) 1,3 CDTI ecoFLEX Start/Stop**	01.10-	DE 60 EFB DE 70 AGM		
Mokka 1,4-1,6 ecoFLEX	09.12-		DA 63T DA 60T	
Mokka 1,4-1,6 ecoFLEX Start/Stop	09.12-	DE 60 EFB		
Mokka 1,7 CDTI ecoFLEX	09.12-		DA 77T DA 72	
Mokka 1,7 CDTI ecoFLEX Start/Stop	09.12-	DE 70 AGM		
Monterey A, B (UBS) 3,2-3,5; 3,0-3,1 D, DTI	09.91-07.98		DA 70	
Movano (J9, F9, H9)	07.98-		DA 80	DS 88
Movano (J9, F9, H9) 1,9-2,8 DTI; CDTI	07.98-		DA 100 DA 95H	DS 95
Omega B 2,0-2,5 DTI, TD	03.94-07.03		DA 80	
Omega B 2,0-3,2 V6	03.94-07.03		DA 77T DA 72	DS 70
Roadster GT	03.07-		DA 63T DA 60T	
Signum 1,8	05.03-		DA 63T DA 60T	
Signum 1,9-2,2 CDTI, DTI	05.03-		DA 77T DA 72	
Signum 2,0-3,2 V6	05.03-		DA 77T DA 72	

Brand/ Model designation	Year of manu- facture	DURACELL Extreme	DURACELL Advanced	DURACELL Starter
Signum 3,0 V6 CDTI	05.03-		DA 80	
Sintra 2,2 DTI	11.96-04.99		DA 77T DA 72	DS 70
Sintra 2,2-3,0	11.96-04.99		DA 63T DA 60T	DS 60
Speedster 2,0-2,2	09.00-		DA 63T DA 60T	DS 60
Tigra (95_) 1,4-1,6	07.93-12.00		DA 63T DA 60T	DS 60
Tigra Twin Top 1,3 CDTI	06.04-		DA 77T DA 72	DS 70
Tigra Twin Top 1,4-1,8	06.04-		DA 63T DA 60T	DS 60
Vectra A, B 1,4-1,8	04.88-07.03		DA 63T DA 60T	DS 60
Vectra A, B 1,7-2,2 D, DTI, CDTI	04.88-07.03		DA 77T DA 72	DS 70
Vectra A, B 2,0-2,6	04.88-07.03		DA 63T DA 60T	DS 60
Vectra C 1,6-1,8	04.02-		DA 63T DA 60T	
Vectra C 1,6-1,8 ecoFLEX	04.02-		DA 63T DA 60T	
Vectra C 1,9-2,2 DTI, CDTI	04.02-		DA 80	
Vectra C 1,9-2,2 DTI, CDTI ecoFLEX	04.02-		DA 80	
Vectra C 2,0-3,2 V6	04.02-		DA 77T DA 72	
Vectra C 2,0-3,2 V6 ecoFLEX	04.02-		DA 77T DA 72	
Vectra C 3,0 CTDI	04.02-		DA 80	
Vectra C 3,0 CTDI ecoFLEX	04.02-		DA 80	
Vivaro (E7) 1,9-2,5 CDTI	01.06-		DA 100 DA 95H	
Vivaro (E7) 2,0	01.06-		DA 77H DA 74	
Vivaro (J7, F7) 1,9-2,5 DI, DTI, CDTI	08.01-		DA 100 DA 95H	DS 95
Vivaro (J7, F7) 2,0	08.01-		DA 77H DA 74	DS 72
Zafira (F75, A05) 1,7-2,0 DTI, CDTI ecoFLEX	07.09-		DA 77T DA 72	
Zafira (F75, A05) 1,7-2,2 DTI, CDTI	04.99-		DA 77T DA 72	DS 70
Zafira (F75, A05) 1,6-1,8	04.99-		DA 63T DA 60T	DS 60
Zafira (F75, A05) 1,6-1,8 ecoFLEX	07.09-		DA 63T DA 60T	
Zafira (F75, A05) 2,0-2,2	04.99-		DA 63T DA 60T	DS 60
Zafira (F75, A05) 2,0-2,2 ecoFLEX	07.09-		DA 63T DA 60T	
Zafira (P12) 1,4-1,8 ecoFLEX	01.11-		DA 63T DA 60T	
Zafira (P12) 1,4-1,8 Start/Stop	01.11-	DE 60 EFB		
Zafira (P12) 1,6-2,0 CDTI ecoFLEX	01.11-		DA 77T DA 72	
Zafira (P12) 1,6-2,0 CDTI Start/Stop**	01.11-	DE 70 AGM DE 80 AGM		
<b>Perodua</b>				
Kelisa 1,0	01.02-		DA 40B	
Kenari 1,0	01.00-		DA 40B	
Myvi 1,3	01.02-		DA 40B	
<b>Peugeot</b>				
1007 (KM) 1,4-1,6	03.05-		DA 50H DA 50	
1007 (KM) 1,4-1,6 e-HDi Start/Stop	03.08-	DE 60 EFB		
1007 (KM) 1,4-1,6 HDi	03.05-		DA 63H DA 62H	
1008 1,4-1,6 e-HDi Start/Stop	06.18-	DE 60 EFB		

Brand/ Model designation	Year of manu- facture	DURACELL Extreme	DURACELL Advanced	DURACELL Starter
1008 1,4-1,6 Start/Stop	06.18-	DE 60 EFB		
106 I, II (1A, 1C, 1) 1,0-1,1	09.91-		DA 42	
106 I, II (1A, 1C, 1) 1,3-1,6	09.91-		DA 50H DA 50	DS 45H
106 I, II (1A, 1C, 1) 1,2-1,5 D	09.91-		DA 63H DA 62H	DS 62
107 1,0	03.05-		DA 42	
107 1,4 HDi	03.05-		DA 50H DA 50	
108 1,0-1,2	05.14-		DA 50H DA 50	
108 1,0-1,2 Start/Stop**	05.14-	DE 60 EFB		
2008 1,2-1,6	03.12-		DA 50H DA 50	
2008 1,2-1,6 Start/Stop**	03.12-	DE 60 EFB		
2008 1,4-1,6 e-HDi Start/Stop	03.12-	DE 70 AGM		
2008 1,4-1,6 HDi	03.12-		DA 63H DA 62H	
205 I, II (731 A/C, -B, 20D, 20A/C) 0,9-1,4	02.83-		DA 50H DA 50	DS 45H
205 I, II (731 A/C, -B, 20D, 20A/C) 1,5-1,9	02.83-		DA 63H DA 62H	DS 62
205 I, II (731 A/C, -B, 20D, 20A/C) 1,7-1,9 D, TD	02.83-		DA 77H DA 74	DS 72
206 (2A/C, 2 A/K)	09.98-		DA 63H DA 62H	DS 62
206 (2A/C, 2A/K, 2D) 1,1-1,6 CC, Saloon	09.98-		DA 50H DA 50	DS 45H
206 (2A/C, 2A/K, 2D) 1,4-2,0 CC, Saloon	09.98-		DA 63H DA 62H	DS 62
207 (WA, WC, WD, WK) 1,1-1,6	05.06-		DA 50H DA 50	
207 (WA, WC, WD, WK) 1,6 HDi	05.06-		DA 63H DA 62H	
207 (WA, WC, WD, WK) 1,9-2,0	05.06-		DA 63H DA 62H	
208 1,0-1,6 (88 kw)	03.12-		DA 50H DA 50	
208 1,4-1,6 e-HDi Start/Stop**	03.12-	DE 70 AGM		
208 1,6 (115 kw)	03.12-		DA 63H DA 62H	
3008 1,6	03.09-		DA 63H DA 62H	
3008 1,6 Start/Stop**	03.09-	DE 60 EFB		
3008 1,6-2,0 e-HDi Start/Stop	03.09-	DE 70 AGM		
3008 1,6-2,0 HDi	03.09-		DA 77H DA 74	
301 1,2-1,6, 1,6 HDi	01.12-		DA 63H DA 62H	
301 1,2-1,6, 1,6 HDi Start/Stop	01.12-	DE 60 EFB		
306 (7A/C, -B, -E, -D) 1,1-1,6	05.93-04.02		DA 50H DA 50	DS 45H
306 (7A/C, -B, -E, -D) 1,8-2,0	05.93-04.02		DA 63H DA 62H	DS 62
306 (7A/C, -B, -E, -D) 1,9-2,0 D, HDi	05.93-04.02		DA 63H DA 62H	DS 62
307 (3A/C, 3E, 3H, 3B) 1,4-1,6 CC	08.00-		DA 50H DA 50	DS 45H
307 (3A/C, 3E, 3H, 3B) 1,4-2,0 HDi CC	08.00-		DA 77H DA 74	DS 72
307 (3A/C, 3E, 3H, 3B) 2,0 CC	08.00-		DA 63H DA 62H	DS 62
308 (4A/C, SW) 1,2-2,0	10.07-		DA 63H DA 62H	
308 (4A/C, SW) 1,4-1,6 e-HDi Start/Stop	03.11-	DE 70 AGM		
308 (4A/C, SW) 1,4-2,0 HDi	10.07-		DA 77H DA 74	
4007 (GP) 2,2 HDi	07.07-		DA 95	

\* mit Bodenleistenadapter Art.Nr. 305002030101/with base hold-down adapter Art.No. 305002030101

\*\* Bitte Originalbatterie prüfen, da unterschiedliche Batteriegroße/-technologie verbaut sein kann. In erster Linie abhängig von der elektrischen Zusatzausstattung. (VRLA=AGM, AFB/ECM=EFB/)

Please check the original battery, as differing battery sizes and technologies may be installed. The battery choice depends primarily upon the electrical extras. (VRLA=AGM, AFB/ECM=EFB)

\*\*\* mit Polhülsen Dünn-DIN Art.Nr. 1020001300+1020001400/with terminal covers thin-DIN Art.No. 1020001300+1020001400

\*\*\*\* noch nicht verfügbar im Banner Sortiment/not yet available in the Banner assortment

# CARS AND SMALL TRANSPORTERS

Brand/ Model designation	Year of manu- facture	DURACELL Extreme	DURACELL Advanced	DURACELL Starter
4007 (GP) 2,4	07.07-		DA 77H DA 74	
4007 (GP) 2,4 Start/Stop	07.07-	DE 70 AGM		
4008 (GP) 1,6 Start/Stop	04.12-	DE 60 EFB		
4008 (GP) 1,6-1,8 e-HDi Start/Stop	04.12-	DE 70 AGM		
405 I, II (15B, -E, 3B, -E) 1,4-1,6	01.87-10.96		DA 50H DA 50	DS 45H
405 I, II (15B, -E, 3B, -E) 1,8-1,9 D,TD	01.87-10.96		DA 77H DA 74	DS 72
405 I, II (15B, -E, 3B, -E) 1,8-2,0	01.87-10.96		DA 63H DA 62H	DS 62
406 (8) 1,6-2,0	10.95-10.04		DA 63H DA 62H	DS 62
406 (8) 1,9-2,2 D, TD, HDi	10.95-10.04		DA 77H DA 74	DS 72
406 (8) 3,0 V6, 24V	10.95-10.04		DA 63H DA 62H	DS 62
407 (6 D/E/C) 1,6-2,7 HDi	05.04-		DA 77H DA 74	DS 72
407 (6 D/E/C) 1,8-3,0	05.04-		DA 63H DA 62H	DS 62
5008 1,6	09.09-		DA 63H DA 62H	
5008 1,6 Start/Stop	09.09-	DE 60 EFB		
5008 1,6-2,0 e-HDi Start/Stop	09.09-	DE 70 AGM		
5008 1,6-2,0 HDi	09.09-		DA 77H DA 74	
508 SW 1,6 e-HDi Start/Stop	03.11-	DE 70 AGM		
508 SW 1,6-2,2 HDi	01.11-		DA 77H DA 74	
508, SW 1,6	01.11-		DA 63H DA 62H	
605 (6B) 2,0-3,0	06.89-09.99		DA 63H DA 62H	DS 62
605 (6B) 2,1-2,5 TD	06.89-09.99		DA 77H DA 74	DS 72
607 (9) 2,0-2,2	02.00-		DA 63H DA 62H	DS 62
607 (9) 2,0-2,2 D, TD, HDi	02.00-		DA 77H DA 74	DS 72
607 (9) 2,7 D, TD, HDi	02.00-		DA 80	
607 (9) 3,0	02.00-		DA 77H DA 74	DS 72
806 (221) 1,8-2,0	06.94-08.02		DA 63H DA 62H	DS 62
806 (221) 1,9-2,1 TD; HDi	06.94-08.02		DA 77H DA 74	DS 72
807 (E) 2,0-2,2 HDi	06.02-		DA 77H DA 74	
807 (E) 2,0-3,0	06.02-		DA 63H DA 62H	
Bipper (AA) 1,4	05.08-		DA 63H DA 62H	
Bipper (AA) 1,4 HDi	05.08-		DA 63H DA 62H	
Bipper Tepee (AA) 1,3-1,4 e-HDi Start/Stop	05.08-	DE 60 EFB		
Boxer (230P, -L, 244) 1,9-2,2 D, TD, HDi	06.93-		DA 77H DA 74	DS 72
Boxer (230P, -L, 244) 2,0	06.93-		DA 77H DA 74	DS 72
Boxer (230P, -L, 244) 2,5-2,8 D, TD, HDi	06.93-		DA 100 DA 95H	DS 95
Boxer 2,2-3,0 D, HDi	04.06-		DA 110	
Expert (224, 222, 223, VF3) 1,6-2,0	07.95-		DA 63H DA 62H	DS 62
Expert (224, 222, 223, VF3) 1,9-2,0 TD, HDi	07.95-		DA 77H DA 74	DS 72
iOn 47 kW***	09.10-		DA 40	
Partner, Tepee (5- F) 1,1-1,8	06.96-		DA 63H DA 62H	DS 62

Brand/ Model designation	Year of manu- facture	DURACELL Extreme	DURACELL Advanced	DURACELL Starter
Partner, Tepee (5- F) 1,8-2,0 D, e-HDi Start/Stop	04.08-	DE 70 AGM		
Partner, Tepee (5- F) 1,8-2,0 D, HDi	06.96-		DA 77H DA 74	DS 72
RCZ 1,6 THP	03.10-		DA 63H DA 62H	
RCZ 1,6 THP Start/Stop	03.10-	DE 60 EFB		
RCZ 2,0 e-HDi Start/Stop	03.10-	DE 70 AGM		
RCZ 2,0 HDi	03.10-		DA 77H DA 74	
<b>Piaggio</b>				
Porter 1,0-1,3	01.95-			DS 45
Porter 1,2-1,4 D	01.95-		DA 63H DA 62H	
<b>Pontiac</b>				
Phoenix, Fiero, Firebird			DA 70L	
Solstice 2,0-2,4; GXP	01.05-12.09		DA 60L	
Trans Am, Grand Am	03.97-		DA 70L	
<b>Porsche</b>				
911 (964, 991, 993, 996, 997) 3,0-3,8	01.63-		DA 77H DA 74	DS 72
911 (997) 3,6-3,8 GT RS	01.04-		DA 100 DA 95H	
911 (997) 3,6-4,0 GT RS Start/Stop	01.04-	DE 92 AGM		
928 4,6-5,4*	09.77-11.95		DA 77H DA 74	DS 72
968 3,0*	06.91-11.95		DA 77T DA 72	DS 70
991 3,0-3,8	06.12-		DA 77H DA 74	
997 GT3	06.04-		DA 77H DA 74	
Boxster (986, 987) 2,5-3,4	09.96-		DA 77H DA 74	DS 72
Boxster 2,5-2,7, S 3,4 Start/Stop	02.10-	DE 80 AGM		
Boxster Spyder (987) 3,4	09.96-		DA 80	
Carrera GT 5,7	07.03-		DA 80	
Cayenne (955) 3,0 TDI	09.02-		DA 100 DA 95H	
Cayenne (955) 3,0 TDI Track&Trace TrackJack	09.02-		DA 110	
Cayenne (955) 3,2-4,8 Turbo	09.02-		DA 100 DA 95H	
Cayenne (955) 3,2-4,8 Tur- bo Track&Trace TrackJack	09.02-		DA 110	
Cayenne 3,0-4,1 TDI Start/Stop**	02.10-	DE 92 AGM DE 105 AGM		
Cayenne 3,0-4,1 TDI Track& Trace TrackJack Start/Stop	02.10-	DE 105 AGM		
Cayenne 3,6-4,8 Turbo Start/Stop**	02.10-	DE 92 AGM DE 105 AGM		
Cayenne 3,6-4,8 Turbo Track&Trace TrackJack Start/Stop	02.10-	DE 105 AGM		
Cayman (987) 2,7-3,4 S	03.05-		DA 77H DA 74	
Cayman (987) 2,7-3,4 S Start/Stop	03.05-	DE 80 AGM		
Cayman (987) R 3,4	03.05-		DA 80	
Macan 3,0-3,6 TFSI, D	03.14-		DA 100 DA 95H	
Macan 3,0-3,6 TFSI, D Start/Stop	03.14-	DE 92 AGM		
Panamera 3,0-4,8, 3,0 D	04.09-		DA 100 DA 95H	
Panamera 3,0-4,8, 3,0 D Start/Stop	04.09-	DE 92 AGM		
<b>Proton</b>				
Aeroback (C2, C9) 1,3-1,6	01.89-11.96		DA 60L	



Brand/ Model designation	Year of manu- facture	DURACELL Extreme	DURACELL Advanced	DURACELL Starter
Gen 2 (CM) 1,3-1,6	06.04-		DA 60L	
Impian 1,6	09.01-		DA 60L	
Jumbuck Pick-up 1,5	05.02-		DA 60L	
Perdana 600 618-620	01.96-		DA 60L	
Persona (C9) 300 320 D	01.93-		DA 95L	
Persona (C9) 300 FLH	03.96-		DA 60L	
313-316				
Persona (C9) 300 FLH	01.93-		DA 60L	
313-318				
Persona (C9) 300 LIM	01.93-		DA 60L	
313-316				
Persona (C9) 300 LIM 320 D	01.93-		DA 95L	
Saloon (C2) 1,5	01.89-11.96		DA 60L	
Satria (C9) 1,5-1,8	07.00-		DA 60L	
Scimitar Sabre Roadster	01.92-12.95		DA 50T DA 44	DS 44
1,3-2,0				
Wira 1,3-1,5	08.00-		DA 60L	
<b>Puch</b>				
G (W461) 230	02.90-		DA 63H DA 62H	DS 62
G (W461) 290 GD, TD	02.90-		DA 95	
G (W463) 230-320	09.89-		DA 63H DA 62H	DS 62
G (W463) 36-55 AMG, 300-350 GD, TD	09.89-		DA 100 DA 95H	DS 95
<b>Renault</b>				
Alaskan (U3MB) 2,3 dCi	09.17-	DE 92 AGM		
160-190 Start/Stop				
Avantime (DE0) 2,0-3,0 V6	09.01-05.03		DA 77H DA 74	DS 72
Avantime (DE0) 2,2 dCi	09.01-05.03		DA 77H DA 74	DS 72
Captur (J5, H5) dCi 90	03.13-		DA 77H DA 74	
Captur (J5, H5) dCi 90	03.13-	DE 70 AGM		
Start/Stop				
Captur (J5, H5) TCe 90-TCe 120	03.13-		DA 63H DA 62H	
Captur (J5, H5) TCe 90-TCe 120 Start/Stop	03.13-	DE 60 EFB		
Clio I, II (B/C57, 5/357, B/C/SB0) 1,1-1,4	05.90-04.05		DA 50H DA 50	DS 45H
Clio I, II (B/C57, 5/357, B/C/SB0) 1,5-1,9 D, dCi, dTi	05.90-04.05		DA 77H DA 74	DS 72
Clio I, II (B/C57, 5/357, B/C/SB0) 1,6-2,0	05.90-04.05		DA 63H DA 62H	DS 62
Clio II (BB0, CB0) 3,0 V6	05.90-04.05		DA 77H DA 74	DS 72
Clio III, IV (BR0, CR0, KR0) 0,9-1,2 eco2	05.05-		DA 50H DA 50	
Clio III, IV (BR0, CR0, KR0) 1,5 dCi eco2	05.05-		DA 77H DA 74	
Clio III, IV (BR0, CR0, KR0) 1,6-2,0 eco2	05.05-		DA 63H DA 62H	
Clio IV 0,9, 1,5 dCi Start/Stop	01.12-	DE 70 AGM		
Espace I, II, III (J11, J/S63, JE0) 1,9-3,0 dCi	07.84-10.02		DA 77H DA 74	DS 72
Espace I, II, III (J11, J/S63, JE0) 2,0-2,9 V6	07.84-10.02		DA 63H DA 62H	DS 62
Espace IV (JK0) 1,9-3,0 dCi	11.02-		DA 80	
Espace IV (JK0) 2,0-3,5 V6	11.02-		DA 77H DA 74	
Fluence (L30) 1,5-1,6 dCi eco2	02.10-		DA 77H DA 74	
Fluence (L30) 1,5-1,6 dCi eco2 Start/Stop	02.10-	DE 70 AGM		
Fluence (L30) 1,6-2,0 eco2	02.10-		DA 50H DA 50	
Fluence (L30) 1,6-2,0 eco2 Start/Stop	02.10-	DE 60 EFB		
Fluence (L30) Z.E. 70 kW	03.11-		DA 50H DA 50	

Brand/ Model designation	Year of manu- facture	DURACELL Extreme	DURACELL Advanced	DURACELL Starter
Grand Scenic 1,5-1,6 dCi	05.11-	DE 70 AGM		
130 Energy Start/Stop				
Grand Scenic II, III (JM0/1, JZ0/1) 1,4-1,6 eco2	04.04-		DA 63H DA 62H	DS 62
Grand Scenic II, III (JM0/1, JZ0/1) 1,5-2,0 dCi eco2	04.04-		DA 77H DA 74	DS 72
Grand Scenic II, III (JM0/1, JZ0/1) 2,0 eco2	04.04-		DA 77H DA 74	DS 70
Kadjar (HA, HL) 1,2-1,6 Start/Stop	06.15-	DE 60 EFB		
Kadjar (HA, HL) 1,5-1,6 dCi Start/Stop	06.15-	DE 70 AGM DE 70 EFB		
Kangoo Z.E. 44 kW	03.17-		DA 50H DA 50	
Kangoo, be bop (KC0, FC0, KW0, FW0) 1,2 eco2	03.98-		DA 50H DA 50	DS 45H
Kangoo, be bop (KC0, FC0, KW0, FW0) 1,4-1,6 eco2	03.98-		DA 63H DA 62H	DS 62
Kangoo, be bop (KC0, FC0, KW0, FW0) 1,5-1,9 dCi, RXED eco2	03.98-		DA 77H DA 74	DS 72
Koleos (HY) 2,0 dCi	09.08-		DA 70	
Koleos (HY) 2,5	09.08-		DA 60	
Laguna I, II, III (B56, K56, BG0/1, KG0/1, KT0/1, DT0/1) 1,5 dCi, dTi eco2	11.93-		DA 77H DA 74	DS 72
Laguna I, II, III (B56, K56, BG0/1, KG0/1, KT0/1, DT0/1) 1,6-2,0 eco2	11.93-		DA 63H DA 62H	DS 62
Laguna I, II, III (B56, K56, BG0/1, KG0/1, KT0/1, DT0/1) 1,9-3,0 dCi, dTi eco2	11.93-		DA 80	
Laguna I, II, III (B56, K56, BG0/1, KG0/1, KT0/1, DT0/1) 2,2-3,0 V6 eco2	11.93-		DA 77H DA 74	DS 72
Latitude (L70) 1,5-1,9 dCi Start/Stop	01.11-	DE 70 AGM		
Latitude (L70) 1,5-2,0 dCi	01.11-		DA 77H DA 74	
Latitude (L70) 1,6-2,0	01.11-		DA 63H DA 62H	
Latitude (L70) 1,6-2,0 Start/Stop	01.11-	DE 60 EFB		
Latitude (L70) 2,5 V6	01.11-		DA 100 DA 95H	
Latitude (L70) 2,5 V6 S tart/Stop	01.11-	DE 92 AGM		
Latitude (L70) 3,0 dCi	01.11-		DA 80	
Master I (T, P) 28-35 2,1-2,5 D, TD	08.80-07.98		DA 77H DA 74	DS 72
Master I (T, P) 28-35, 30 2,0-2,2	08.80-07.98		DA 50H DA 50	DS 45H
Master II, III (JD/ND, FD, ED/HD/DU) 1,9-3,0 dTi, dCi	07.98-		DA 100 DA 95H	DS 95
Megane CC (EZ0/1) 1,4	06.10-		DA 50H DA 50	
Megane CC (EZ0/1) 1,4 Start/Stop	06.10-	DE 60 EFB		
Megane CC (EZ0/1) 1,5-2,0 dCi	06.10-		DA 77H DA 74	
Megane CC (EZ0/1) 1,5-2,0 dCi Start/Stop	06.10-	DE 70 AGM		
Megane I (BA0, LA0, DA0, EA0, JA0) 1,4-1,6	01.96-08.03		DA 50H DA 50	DS 45H
Megane I (BA0, LA0, DA0, EA0, JA0) 1,8-2,0	01.96-08.03		DA 63H DA 62H	DS 62
Megane I (BA0, LA0, DA0, EA0, JA0) 1,9 D, dTi, dCi, dTi	01.96-08.03		DA 77H DA 74	DS 72
Megane II (BM0, CM0, KM0, EM0) 1,4-2,0	11.02-10.08		DA 63H DA 62H	DS 62
Megane II (BM0, CM0, KM0, EM0) 1,5-2,0 dCi	11.02-10.08		DA 77H DA 74	DS 72

\* mit Bodenleistenadapter Art.Nr. 305002030101/with base hold-down adapter Art.No. 305002030101

\*\* Bitte Originalbatterie prüfen, da unterschiedliche Batteriegroße/-technologien verbaut sein kann. In erster Linie abhängig von der elektrischen Zusatzausstattung. (VRLA=AGM, AFB/ECM=EFB)/ Please check the original battery, as differing battery sizes and technologies may be installed. The battery choice depends primarily upon the electrical extras. (VRLA=AGM, AFB/ECM=EFB)

\*\*\* mit Polhülsen Dünn-DIN Art.Nr. 1020001300+1020001400/with terminal covers thin-DIN Art.No. 1020001300+1020001400

\*\*\*\* noch nicht verfügbar im Banner Sortiment/not yet available in the Banner assortment

# CARS AND SMALL TRANSPORTERS

Brand/ Model designation	Year of manu- facture	DURACELL Extreme	DURACELL Advanced	DURACELL Starter
Megane III (BZ0, KZ0/1, DZ0) 1,4-1,6 eco2	11.08-		DA 50H DA 50	
Megane III (BZ0, KZ0/1, DZ0) 1,9-2,0 dCi eco2	11.08-		DA 77H DA 74	
Megane III (BZ0, KZ0/1, DZ0) 2,0; 1,5 dCi eco2	11.08-		DA 63H DA 62H	
Megane Scenic I (JA0/1) 1,6; 1,9 D, dTi	01.97-09.99	DE 70 AGM		
Messenger RVI B 80.35-80.45, 120.35 D, TD	01.83-06.99		DA 100 DA 95H	DS 95
Modus (F/JP0) 1,2-1,6 eco2	12.04-		DA 63H DA 62H	DS 62
Modus (F/JP0) 1,5 dCi eco2	12.04-		DA 77H DA 74	DS 72
R 19 I, II (L53, B/C53, D53, 853) 1,9 D, TD	01.88-09.96		DA 77H DA 74	DS 72
R 19 I, II (L53, B/C53, D53, 853) 1,3-1,7	01.88-09.96		DA 50H DA 50	DS 45H
R 19 I, II (L53, B/C53, D53, 853) 1,8	01.88-09.96		DA 63H DA 62H	DS 62
R 5, Super 5 (B/C30)	10.83-12.96		DA 50H DA 50	DS 45H
Rapid (F30, G30) 1,1-1,3	07.85-03.98		DA 50H DA 50	DS 45H
Rapid (F30, G30) 1,6-1,9 D	07.85-03.98		DA 63H DA 62H	DS 62
Safrane I, II (B53) 2,1-2,5 dT	03.92-12.00		DA 100 DA 95H	DS 95
Safrane I, II (B54) 2,0-2,5	03.92-12.00		DA 63H DA 62H	DS 62
Safrane I, II (B54) 2,9-3,0 V6	03.92-12.00		DA 77H DA 74	DS 72
Scenic I (JA0/1) 1,4-1,6	09.99-08.03		DA 50H DA 50	DS 45H
Scenic I (JA0/1) 1,8-2,0	09.99-08.03		DA 63H DA 62H	DS 62
Scenic I (JA0/1) 1,9 dTi, dCi	09.99-08.03		DA 77H DA 74	DS 72
Scenic II, III (JA0/1, JZ0/1) 1,5 dCi eco2	06.03-		DA 63H DA 62H	DS 62
Scenic II, III (JA0/1, JZ0/1) 1,6-2,0 eco2	06.03-		DA 63H DA 62H	DS 62
Scenic II, III (JM0/1, JZ0/1) 1,4 eco2	04.04-		DA 50H DA 50	DS 45H
Scenic II, III (JM0/1, JZ0/1) 1,9-2,0 dCi eco2	06.03-		DA 77H DA 74	DS 72
Scenic III (JZ0/1) 1,6 dCi	05.11-	DE 70 AGM		
130 Energy Start/Stop	03.95-10.99		DA 63H DA 62H	DS 62
Sport Spider (EF0) 2,0 16V				
Talisman (L2M, KP) 1,5-1,6 dCi Start/Stop	02.16-	DE 70 AGM DE 70 EFB		
Talisman (L2M, KP) 1,6 Start/Stop	02.16-	DE 60 EFB		
Thalia (LB0/1/2_) 1,2	02.98-		DA 50H DA 50	DS 45H
Thalia (LB0/1/2_) 1,4-1,6	02.98-		DA 63H DA 62H	DS 62
Thalia (LB0/1/2_) 1,5 dCi	02.98-		DA 77H DA 74	DS 72
Thalia (LB0/1/2_) 1,9 D, dCi; 3,0 V6 Start/Stop	02.98-	DE 70 AGM		
Thalia (LB0/1/2_) 2,0	02.98-		DA 63H DA 62H	DS 62
Trafic I, II (TXW, TXX, PXX, JL, FL, EL) 1,7-2,2	03.89-		DA 63H DA 62H	DS 62
Trafic I, II (TXW, TXX, PXX, JL, FL, EL) 1,9-2,5 D, dCi, dTi	03.89-		DA 80	
Twingo I, II, III, IV (C06, S06, CN0) 1,2-1,6Turbo eco2	03.93-		DA 50H DA 50	DS 45H
Twingo IV (CN0) 1,5 dCi eco2	03.07-		DA 63H DA 62H	

Brand/ Model designation	Year of manu- facture	DURACELL Extreme	DURACELL Advanced	DURACELL Starter
Twizy Z.E. 4-13 kW	05.11-		DA 50H DA 50	
Vel Satis (BJ0) 2,0	04.03-		DA 80	
Vel Satis (BJ0) 2,0	06.02-03.03		DA 77H DA 74	
Vel Satis (BJ0) 2,2-3,0 dCi	05.02-		DA 80	
Vel Satis (BJ0) 2,2-3,0 dCi	06.00-06.02		DA 77H DA 74	
Vel Satis (BJ0) 3,5 V6	06.00-06.02		DA 77H DA 74	
Vel Satis (BJ0) 3,5 V6	07.02-		DA 80	
Wind (E4M) 1,2-1,6	09.10-		DA 50H DA 50	
ZOE Z.E. 65 kW	12.12-		DA 50H DA 50	
<b>Rolls-Royce</b>				
Corniche Cabriolet 6,8	01.03-		DA 100 DA 95H	
Ghost 6,6 V12	01.08-		DA 100 DA 95H	
Ghost 6,6 V12 Start/Stop	01.08-	DE 92 AGM		
Phantom 6,75	05.03-		DA 100 DA 95H	
Phantom 6,75 Start/Stop	05.03-	DE 92 AGM		
Silver Seraph 5,4	01.03-		DA 100 DA 95H	
<b>Rover</b>				
100 (XP) Cabrio 111-114	03.93-12.98		DA 50H DA 50	DS 45H
100 (XP) Cabrio 114-115 D	03.93-12.98		DA 63H DA 62H	DS 62
200 (RF) 214-216	11.95-03.00		DA 50H DA 50	DS 45H
200 (RF) 218	11.95-03.00		DA 63H DA 62H	DS 62
200 (RF) 220 D, SD, SDi	11.95-03.00		DA 63H DA 62H	DS 62
200 (XH) 214-216	03.85-09.89		DA 50H DA 50	DS 45H
200 (XW) 214-220	10.89-10.95		DA 50H DA 50	DS 45H
200 (XW) 218 TD	10.89-10.95		DA 63H DA 62H	DS 62
200 (XW) Coupe 216-220	10.92-		DA 50H DA 50	DS 45H
25 (RF) 1,4-1,8	10.99-05.05		DA 63H DA 62H	DS 62
25 (RF) 2,0 iDT	10.99-05.05		DA 77H DA 74	DS 72
400 (RT) 414-416	05.95-03.00		DA 50H DA 50	DS 45H
400 (RT) 420	05.95-03.00		DA 63H DA 62H	DS 62
400 (RT) 420 D, Di	05.95-03.00		DA 77H DA 74	DS 72
400 (XW) 414	03.90-03.95		DA 50H DA 50	DS 45H
400 (XW) 416-420	03.90-03.95		DA 63H DA 62H	DS 62
400 (XW) 418-420 D, TD	03.90-03.95		DA 77H DA 74	DS 72
400 (XW) Tourer 1,6-2,0	09.93-11.98		DA 50H DA 50	DS 45H
400 (XW) Tourer 1,8 TD	09.93-11.98		DA 77H DA 74	DS 72
45 (RT) 1,4-2,0	02.00-05.05		DA 63H DA 62H	DS 62
45 (RT) 2,0 iDT	02.00-05.05		DA 77H DA 74	DS 72
600 (RH) 618	08.93-02.99		DA 50H DA 50	DS 45H
600 (RH) 620 Sdi	08.93-02.99		DA 77H DA 74	DS 72

Brand/ Model designation	Year of manu- facture	DURACELL Extreme	DURACELL Advanced	DURACELL Starter
600 (RH) 620-623	08.93-02.99		DA 63H DA 62H	DS 62
75 (RJ) 1,8-2,0 V6	08.01-05.05		DA 63H DA 62H	DS 62
75 (RJ) 2,0 CDTi	08.01-05.05		DA 77H DA 74	DS 72
75 (RJ) 2,5 V6	08.01-05.05		DA 77H DA 74	DS 72
75 (RT) 1,8-2,5 V6	02.99-05.05		DA 77H DA 74	DS 72
75 (RT) 2,0 CDTi	02.99-05.05		DA 77H DA 74	DS 72
800 820-827	10.86-02.99		DA 63H DA 62H	DS 62
800 825 D, SD	10.86-02.99		DA 77H DA 74	DS 72
Cabriolet (XW) 214-216	01.92-11.99		DA 50H DA 50	DS 45H
Cityrover 1,4	01.04-06.05		DA 63H DA 62H	DS 62
Defender (LD) 2,5 TD5 4WD	09.90-		DA 70L	
Defender (LD) 90, 110 TDI	09.90-		DA 70L	
Defender (LD) V8	09.90-		DA 95L	
Discovery II (LJ, LT) 2,0; 3,9-4,0 V8; 2,5 TD	06.94-09.04		DA 70L	
Discovery III (TAA) 2,7 TD, 4,4	10.04-09.10		DA 100 DA 95H	
Discovery IV 2,7 TD, 4,4	10.10-		DA 100 DA 95H	
Freelander II (FA) 2,0-2,2 TD4 Start/Stop**	02.08-	DE 70 AGM DE 80 AGM		
Freelander I (LN) 1,8-2,5	02.98-		DA 63H DA 62H	DS 62
Freelander I (LN) 2,0 Di; TD4	02.98-		DA 77H DA 74	DS 72
Freelander II (FA) 2,2-3,2; 2,2 TD4 4x4	02.06-		DA 77H DA 74	
Maestro 1,3	09.90-01.95		DA 50T DA 44	DS 44
Maestro 1,6	09.90-01.95		DA 50T DA 44	DS 44
Maestro 2,0 D, TD	09.90-01.95		DA 77H DA 74	DS 72
MGF (RD) 1,8	03.95-03.02		DA 63H DA 62H	DS 62
Mini MK I 1000-1300	01.91-05.01			DS 45
Mini MK I Cabrio	09.92-05.01			DS 45
Range Rover Evoque 2,0; 2,2 D4, TD4, SD4 Start/Stop	06.11-	DE 80 AGM		
Range Rover I 2,4 D, TD; 2,5 TD, TDi; 3,5-4,3	07.70-07.94		DA 95L DA 70L	
Range Rover II (LP) 3,9-4,6	07.94-03.02		DA 95L DA 70L	
Range Rover III (LM) 3,0 TD, 4-2,4,4	03.02-		DA 100 DA 95H	
Range Rover III (LM) 3,6 TD; 5,0 V8	03.02-		DA 110	
Range Rover III (LM) 3,6 TD; 5,0 V8 Start/Stop**	03.02-	DE 92 AGM DE 105 AGM		
Range Rover Sport (LS) 2,7 TDVM, 4,2-5,0; 3,6 TD	02.05-		DA 110	
Range Rover Sport (LS) 2,7 TDVM, 4,2-5,0; 3,6 TD Start/Stop**	02.05-	DE 92 AGM DE 105 AGM		
Range Rover Sport (LW) 3,0-5,0, 3,0 TD Start/Stop	01.13-	DE 92 AGM		
Streetwise 1,4	08.03-05.05		DA 63H DA 62H	DS 62
Streetwise 2,0 TD	08.03-05.05		DA 77H DA 74	DS 72
<b>Saab</b>				
900 II 2,0-2,3; Coupe, Convertible	07.93-02.98		DA 63H DA 62H	DS 62

Brand/ Model designation	Year of manu- facture	DURACELL Extreme	DURACELL Advanced	DURACELL Starter
900 II 2,5; Coupe, Convertible	07.93-02.98		DA 77H DA 74	DS 72
9000 2,0	09.83-12.98		DA 63H DA 62H	DS 62
9000 2,3-3,0	09.83-12.98		DA 77H DA 74	DS 72
9-3 (YS3D) 1,8-2,3; Cabriolet	02.98-08.03		DA 63H DA 62H	DS 62
9-3 (YS3D) 1,9-2,2 TiD	02.98-09.02		DA 100 DA 95H	DS 95
9-3 (YS3F) 1,8-2,8; X, Cabriolet, Kombi	02.09-		DA 63H DA 62H	
9-3 (YS3F) 1,9; X, Cabriolet, Kombi TiD, TTiD	02.09-		DA 77H DA 74	
9-5 (YS3E) 1,9-3,0; Kombi TiD	09.97-		DA 77H DA 74	DS 72
9-5 (YS3E) 2,0-3,0; Kombi	09.97-		DA 77H DA 74	DS 72
9-7X 4,2-6,0	03.05-12.08		DA 77H DA 74	
9-7X TiD 1,9-3,0; Kombi TiD	03.05-12.08		DA 77H DA 74	
<b>Scion</b>				
bbX, tC, xB	03.07-		DA 60	
FR-S (GT86) 2,0	09.12-		DA 60	
xA, xD, iQ	03.07-		DA 45	
<b>Seat</b>				
Alhambra (710) 1,4-2,0 TSI	01.10-		DA 63H DA 62H	
Alhambra (710) 1,4-2,0 TSI Start/Stop**	01.10-	DE 60 EFB		
Alhambra (710) 2,0 TDI	01.10-		DA 77H DA 74	
Alhambra (710) 2,0 TDI Start/Stop**	01.10-	DE 70 AGM DE 70 EFB		
Alhambra (7V8, 7V9) 1,8-2,0	03.96-		DA 63H DA 62H	DS 62
Alhambra (7V8, 7V9) 1,8-2,0 Ecomotive Start/Stop**	03.05-	DE 60 EFB		
Alhambra (7V8, 7V9) 1,9-2,0 TDI	03.96-		DA 100 DA 95H	DS 95
Alhambra (7V8, 7V9) 1,9-2,0 TDI Ecomotive Start/Stop	03.05-	DE 92 AGM		
Alhambra (7V8, 7V9) 2,8 V6	03.96-		DA 77H DA 74	DS 72
Alhambra (7V8, 7V9) 2,8 V6 Ecomotive Start/Stop**	03.05-	DE 70 AGM DE 70 EFB		
Altea (5P1, 5P5), -Freerak 1,2-2,0	03.04-		DA 63H DA 62H	DS 62
Altea (5P1, 5P5), -Freerak 1,6-2,0 TDI	03.04-		DA 77H DA 74	DS 72
Altea -Freerak 1,4-2,0 Ecomotive Start/Stop**	10.09-	DE 60 EFB		
Altea, -Freerak 1,6-2,0 TDI Ecomotive Start/Stop**	10.09-	DE 70 AGM DE 70 EFB		
Arona (KJ7) 1,0-1,5 TSI Ecomotive Start/Stop**	07.17-	DE 60 EFB		
Arona (KJ7) 1,6 TDI Ecomotive Start/Stop**	07.17-	DE 70 EFB DE 70 AGM		
Arosa (6H) 1,0-1,4	05.97-06.04		DA 50H DA 50	DS 45H
Arosa (6H) 1,2-1,7 SDI, TDI	05.97-06.04		DA 63H DA 62H	DS 62
Ateca (KH7) 1,0-1,5 TSI Ecomotive Start/Stop**	05.16-	DE 60 EFB		
Ateca (KH7) 1,6-2,0 TDI Ecomotive Start/Stop**	05.16-	DE 70 EFB DE 70 AGM		
Ateca (KH7) 2,0 TSI, Cupra Ecomotive Start/Stop**	05.16-	DE 70 EFB DE 70 AGM		
Cordoba (6K2/C2, 6K5) 1,0-1,6*	02.93-06.99		DA 63T DA 60T	DS 60
Cordoba (6K2/C2, 6K5) 1,7-1,9 TD, TDI, SDI*	02.93-12.02		DA 77T DA 72	DS 70

\* mit Bodenleistenadapter Art.Nr. 305002030101/with base hold-down adapter Art.No. 305002030101

\*\* Bitte Originalbatterie prüfen, da unterschiedliche Batteriegroße/-technologie verbaut sein kann. In erster Linie abhängig von der elektrischen Zusatzausstattung. (VRLA=AGM, AFB/ECM=EFB)/  
Please check the original battery, as differing battery sizes and technologies may be installed. The battery choice depends primarily upon the electrical extras. (VRLA=AGM, AFB/ECM=EFB)

\*\*\* mit Polhülsen Dünn-DIN Art.Nr. 1020001300+1020001400/with terminal covers thin-DIN Art.No. 1020001300+1020001400

\*\*\*\* noch nicht verfügbar im Banner Sortiment/not yet available in the Banner assortment

# CARS AND SMALL TRANSPORTERS

Brand/ Model designation	Year of manu- facture	DURACELL Extreme	DURACELL Advanced	DURACELL Starter
Cordoba (6K5) 1,0-1,6*	02.93-12.02		DA 63T DA 60T	DS 60
Cordoba (6K5) 1,7-1,9 TD, TDI, SDI*	02.93-12.02		DA 77T DA 72	DS 70
Cordoba (6L2) 1,2	09.02-		DA 50H DA 50	DS 45H
Cordoba (6L2) 1,4-1,9 TD, TDI, SDI	09.02-		DA 77H DA 74	DS 72
Cordoba (6L2) 1,4-2,0	09.02-		DA 63H DA 62H	DS 62
Exeo, ST (3R2, 3R5) 1,6-2,0	06.09-		DA 63H DA 62H	
Exeo, ST (3R2, 3R5) 1,6-2,0 Ecomotive Start/Stop**	06.09-	DE 60 EFB		
Exeo, ST (3R2, 3R5) 2,0 TDI	06.09-		DA 77H DA 74	
Exeo, ST (3R2, 3R5) 2,0 TDI Ecomotive Start/Stop**	06.09-	DE 70 AGM DE 70 EFB DE 60 EFB		
Ibiza III, IV, V (6J5, 6J1) 1,0- 1,6 Ecomotive Start/Stop**	03.08-			
Ibiza III, IV, V (6J5, 6J1) 1,4-2,0 TDI Ecomotive Start/Stop**	03.08-	DE 70 AGM DE 70 EFB		
Ibiza III, IV, V (6J5, 6J1) 1,8 20V Ecomotive Start/Stop**	03.08-	DE 60 EFB		
Ibiza III, IV, V (6K1, 6L1, 6J5, 6J1) 1,0-1,6	08.99-		DA 50H DA 50	DS 45H
Ibiza III, IV, V (6K1, 6L1, 6J5, 6J1) 1,4-2,0 SDI, TDI	08.99-		DA 77H DA 74	DS 72
Ibiza III, IV, V (6K1, 6L1, 6J5, 6J1) 1,8-2,0 20V	08.99-		DA 63H DA 62H	DS 62
Leon (1M1, 1P1, 5F) 1,2-1,4	11.99-		DA 50H DA 50	DS 45H
Leon (1M1, 1P1, 5F) 1,6-2,0; 2,8 Cupra	11.99-		DA 63H DA 62H	DS 62
Leon (1M1, 1P1, 5F) 1,9-2,0 SDI, TDI	11.99-		DA 77H DA 74	DS 72
Leon (1P1, 5F) 1,4-2,0; 2,8 Cu- pra Ecomotive Start/Stop**	01.10-	DE 60 EFB		
Leon (1P1, 5F) 1,9-2,0 SDI, TDI Ecomotive Start/Stop**	01.10-	DE 70 AGM DE 70 EFB		
Mii (KF1) 1,0-1,4, EcoFuel	11.11-		DA 42	
Tarraco 1,5 Ecomotive Start/Stop**	03.18-	DE 60 EFB		
Tarraco 2,0 Ecomotive Start/Stop**	03.18-	DE 70 EFB DE 70 AGM		
Tarraco 2,0 TDI, 4Drive Ecomotive Start/Stop**	03.18-	DE 70 EFB DE 70 AGM		
Toledo I (1L) 1,6-2,0*	01.91-03.99		DA 63T DA 60T	DS 60
Toledo I (1L) 1,9 D, SDI, TD, TDI*	01.91-03.99		DA 77T DA 72	DS 70
Toledo II, III, IV (1M2, 5P2, KG3) 1,4-1,8	04.99-		DA 50H DA 50	DS 45H
Toledo II, III, IV (1M2, 5P2, KG3) 1,9-2,0 TDI	03.99-		DA 77H DA 74	DS 72
Toledo II, III, IV (1M2, 5P2, KG3) 2,3 V5	04.99-		DA 63H DA 62H	DS 62
<b>Skoda</b>				
Citigo 1,0-1,4, CNG	09.11-		DA 42	
Fabia (6Y) 1,0-1,4	08.99-		DA 50H DA 50	DS 45H
Fabia (6Y) 1,2-1,6 GreenLine Start/Stop**	04.10-	DE 60 EFB		
Fabia (6Y) 1,2-1,9 SDI, TDI GreenLine Start/Stop**	04.10-	DE 70 AGM DE 70 EFB		
Fabia (6Y) 1,4-1,9 SDI, TDI	08.99-		DA 77H DA 74	DS 72
Fabia (6Y) 1,6-2,0	08.99-		DA 63H DA 62H	DS 62
Fabia (6Y) 2,0 GreenLine Start/Stop**	04.10-	DE 60 EFB		
Favorit, Forman (781, 785, 787)	05.89-06.97		DA 63H DA 62H	DS 62

Brand/ Model designation	Year of manu- facture	DURACELL Extreme	DURACELL Advanced	DURACELL Starter
Felicia I, II (791, 795, 797, 6U1, 6U5) 1,3-1,6	10.94-06.01		DA 50H DA 50	DS 45H
Felicia I, II (791, 795, 797, 6U1, 6U5) 1,9 D	10.94-06.01		DA 63H DA 62H	DS 62
Kamq 1,0-1,5 GreenLine Start/Stop**	03.19-	DE 60 EFB		
Kamq 1,6 TDI GreenLine Start/Stop**	03.19-	DE 70 EFB DE 70 AGM		
Karoq (NU7) 1,0-1,5 TSI GreenLine Start/Stop**	07.17-	DE 60 EFB		
Karoq (NU7) 1,6-2,0 TDI GreenLine Start/Stop**	07.17-	DE 70 EFB DE 70 AGM		
Kodiaq (NS7) 1,4 TSI GreenLine Start/Stop**	10.16-	DE 60 EFB		
Kodiaq (NS7) 2,0 TDI GreenLine Start/Stop**	10.16-	DE 70 EFB DE 70 AGM		
Kodiaq (NS7) 2,0 TSI GreenLine Start/Stop**	10.16-	DE 70 EFB DE 70 AGM		
Octavia (1U2, 1U5, 1Z3, 1Z5, 5E) 1,2-1,6, -Scout	09.96-		DA 50H DA 50	DS 45H
Octavia (1U2, 1U5, 1Z3, 1Z5, 5E) 1,2-1,6, -Scout Green Line Start/Stop**	04.10-	DE 60 EFB		
Octavia (1U2, 1U5, 1Z3, 1Z5, 5E) 1,6-2,0 SDI, TDI, -Scout	09.96-		DA 77H DA 74	DS 72
Octavia (1U2, 1U5, 1Z3, 1Z5, 5E) 1,6-2,0 SDI, TDI, -Scout GreenLine Start/Stop**	04.10-	DE 70 AGM DE 70 EFB		
Octavia (1U2, 1U5, 1Z3, 1Z5, 5E) 1,8-2,0, -Scout	09.96-		DA 63H DA 62H	DS 62
Octavia (1U2, 1U5, 1Z3, 1Z5, 5E) 1,8-2,0, -Scout GreenLine Start/Stop**	04.10-	DE 60 EFB		
Rapid 1,2-1,4	01.13-		DA 50H DA 50	
Rapid 1,2-1,4 TSI GreenTec Start/Stop**	01.13-	DE 60 EFB		
Rapid 1,6 TDI	01.13-		DA 77H DA 74	
Rapid 1,6 TDI GreenTec Start/Stop**	01.13-	DE 70 AGM DE 70 EFB		
Roomster, -Scout, -Praktik (5J) 1,2 SDI, TDI	03.06-		DA 63H DA 62H	
Roomster, -Scout, -Praktik (5J) 1,2-1,4	03.06-		DA 50H DA 50	
Roomster, -Scout, -Praktik (5J) 1,2-1,6 GreenLine Start/Stop**	04.10-	DE 60 EFB		
Roomster, -Scout, -Praktik (5J) 1,4-1,9 SDI, TDI	03.06-		DA 77H DA 74	
Roomster, -Scout, -Praktik (5J) 1,4-1,9 SDI, TDI GreenLine Start/Stop**	04.10-	DE 70 AGM DE 70 EFB		
Roomster, -Scout, -Praktik (5J) 1,6	03.06-		DA 63H DA 62H	
Scala 1,0-1,5 GreenLine Start/Stop**	03.18-	DE 60 EFB		
Scala 1,6 TDI GreenLine Start/Stop**	03.18-	DE 70 EFB DE 70 AGM		
Superb (3U4, 3T4, 3T5) 1,6-2,5 TDI GreenLine Start/Stop**	04.10-	DE 70 AGM DE 80 AGM		
Superb (3U4, 3T4, 3T5) 1,8-2,8 V6 GreenLine Start/Stop**	04.10-	DE 70 AGM DE 70 EFB		
Superb (3U4, 3T4, 3T5) 1,4	02.02-		DA 63H DA 62H	
Superb (3U4, 3T4, 3T5) 1,6 TDI	02.02-		DA 77H DA 74	
Superb (3U4, 3T4, 3T5) 1,8-2,8 V6	02.02-		DA 77H DA 74	



Brand/ Model designation	Year of manu- facture	DURACELL Extreme	DURACELL Advanced	DURACELL Starter
Superb (3U4, 3T4, 3T5) 1,9-2,5 TDI	02.02-		DA 80	
Superb (3U4, 3T4, 3T5) 3,6 V6	02.02-		DA 80	
Yeti (5L) 1,2	09.09-		DA 50H DA 50	
Yeti (5L) 1,4-1,8	09.09-		DA 63H DA 62H	
Yeti (5L) 2,0 TDI	09.09-		DA 77H DA 74	
Yeti (5L) 2,0 TDI GreenLine Start/Stop**	04.10-	DE 70 AGM DE 70 EFB		
Yeti (5L9) 1,2-1,8 GreenLine Start/Stop**	04.10-	DE 60 EFB		
<b>Smart Car</b>				
Smart forfour (454) 1,1-1,5	04.04-		DA 50H DA 50	DS 45H
Smart forfour (454) 1,5 CDI	04.04-		DA 77H DA 74	DS 72
Smart forfour (454) Electric Drive 55-60 kW	07.09-		DA 50H DA 50	
Smart formore 1,1-1,3	03.06-		DA 50H DA 50	
Smart formore 1,5 CDI	03.06-		DA 63H DA 62H	
Smart fortwo (MC01, 450, 451, 452, 453) 1,0; 0,8 CDI Start/Stop**	07.09-	DE 60 EFB		
Smart fortwo (MC01, 450, 451, 452, 453) 0,6-1,0 Cross- blade, Roadster, -Coupé, City-Coupé, Cabrio	07.98-		DA 50H DA 50	DS 45H
Smart fortwo (MC01, 450, 451, 452, 453) 0,8 CDI City-Coupé, Cabrio	07.98-		DA 63H DA 62H	DS 62
Smart fortwo (MC01, 450, 451, 452, 453) Electric Drive 55-60 kW	07.09-		DA 50H DA 50	
<b>SMT</b>				
Trike 1,6-5,0	01.99-		DA 50T DA 44	DS 44
<b>SsangYong</b>				
Actyon (QJ) 2,3 4x4; 200 Xdi, 2,0 Xdi Sports	10.06-		DA 95L	
Actyon (QJ) 2,3; 2,0 Xdi	10.06-		DA 70L	
Chairman (HAT) 2,3	07.97-		DA 70L	
Chairman (HAT) 2,8-3,2	07.97-		DA 95L	
Family	96-		DA 60L	
Family D, TD	93-		DA 95L	
Istana 2,3; 2,9 D	06.95-		DA 95L	
Kallista 2,9 i V6	01.93-		DA 45L	
Korando (K3, K4, KJ) 2,0-3,2; 2,3-2,9 D, TD TDiC	12.88-		DA 95L	
Kyron 2,0-2,7 Xdi	06.05-		DA 95L	
Musso (FJ) 2,0-3,2	10.95-		DA 60	
Musso (FJ) 2,3-2,9 D, TD, TDiC	10.95-		DA 95L	
Rexton (GAB) 2,3-3,2; 2,7-2,9 Xdi, D, TD	04.02-		DA 95L	
Rodius 2,7 Xdi	01.05-		DA 95L	
Stavic 2,7-3,2 sXDi	02.05-		DA 95L	
Tivoli 1,6	03.15-		DA 60	
Tivoli 1,6 XDi 160	03.15-		DA 70	
XLV 160 e-XDi	04.16-		DA 70	
XLV 160 e-XGi	04.16-		DA 60	
<b>Subaru</b>				
BRZ (GT86) 2,0	09.12-		DA 60	
Forester (SF) 2,0-2,5	08.97-09.02		DA 60	
Forester (SG) 2,0-2,5	09.02-		DA 63H DA 62H	DS 62
Forester (SG, SH) 2,0-2,5	01.08-		DA 60	
Forester (SH) 2,0 D	01.08-		DA 70	
Forester (SJ) 2,0 D, X, XT	01.13-		DA 70	

Brand/ Model designation	Year of manu- facture	DURACELL Extreme	DURACELL Advanced	DURACELL Starter
Impreza (GD, GF, GG) 1,6-2,5	12.00-		DA 60	
Impreza (GD, GF, GG) 2,0 D	12.08-		DA 70	
Impreza (GD, GF, GG) 2,0 WRX STi	12.00-		DA 63H DA 62H	DS 62
Impreza (GFC, GC, GF) 1,6-2,0	08.92-12.00		DA 60	
Impreza (GR) Hatchback 1,5-2,5	01.08-		DA 60	
Impreza (GR) Hatchback 2,0 D	01.08-		DA 70	
Justy I (KAD) 1,0-1,2	11.83-10.95		DA 40	
Justy II (JMA; MS) 1,3	10.95-11.03		DA 45	
Justy III (G3X) 1,3-1,5	09.03-		DA 50T DA 44	DS 44
Justy IV 1,0	01.07-12.11		DA 40	
Justy IV 1,0	01.07-12.11		DA 50T DA 44	
Justy IV 1,3 AWD	01.07-12.11		DA 45L	
Legacy I, II, III, IV, V (BC, BJFM BDM, BG, BE, BH) 1,6-3,0	01.89-		DA 60	
Legacy IV, V (BE, BH) 2,0 D	09.03-		DA 95	
Outback I, II, III, IV (BE, BH, BL, BP, BM, BR) 2,0-3,6	01.00-		DA 60L	
Outback III, IV (BL, BP, BM, BR) 2,0 D	09.03-		DA 70L	
SVX (CX) 3,3 i	09.92-12.97		DA 60L	
Trezia 1,3-1,5; 1,4 D	03.11-		DA 70	
Tribeca (B9) 3,0-3,6	01.05-		DA 60	
Vivio 0,7 660	03.92-10.95		DA 40	
WRX 2,5 Sti	06.14-		DA 60	
XV 1,6-2,0	12.11-		DA 60	
XV 2,0 D	12.11-		DA 70	
<b>Suzuki</b>				
Alto II, III (EC, EF) 0,5-1,0	01.86-06.02		DA 40	
Alto IV (GF) 1,0	01.09-		DA 40B	
Alto IV Eco (GF) 1,0 Start/Stop	01.09-	DE 60 EFB		
Alto IV, V (FF, GF) 0,5-1,0	06.02-		DA 45	
Baleno (EG) 1,3-1,6	07.95-		DA 40L	
Baleno (EG) 1,8	07.95-		DA 45L	
Baleno (EG) 1,9 TD	07.95-		DA 70	
Baleno Schrägheck, Kombi (EG) 1,9 TD	07.95-		DA 70	
Cappuccino (EA) 0,7	08.93-08.95		DA 40L	
Carry (FD) 1,3	02.99-		DA 40L	
Celerio 1,0	11.14-		DA 40	
Celerio 1,0 Eco Start/Stop	11.14-	DE 60 EFB		
Grand Vitara I, II (FT, GT, JB) 1,3-2,7	03.98-		DA 60	
Grand Vitara I, II (FT, GT, JB) 1,9 DDIs, 2,0 TD, HDi; 3,2	03.98-		DA 95	
Ignis I, II (FH) 1,3-1,5	10.00-09.03		DA 50T DA 44	DS 44
Ignis II 1,3	09.03-		DA 45	
Ignis II 1,3 DDIs	09.03-		DA 77T DA 72	DS 70
Jimny (FJ) 0,7-1,3	09.98-		DA 45L DA 45	
Jimny (FJ) 1,5 DDIs	09.98-		DA 60	
Kizashi (FR) 2,4	09.10-		DA 70	
Liana (ER) 1,3-2,3	07.01-12.07		DA 45	
Liana (ER) 1,4 DDIs	07.01-12.07		DA 70	
Samurai (SJ) 1,0-1,3	11.88-12.04		DA 40L	
Samurai (SJ) 1,9 TD	11.88-12.04		DA 70	
Splash 1,0-1,2	03.08-		DA 50T DA 44	
Splash 1,0-1,2 Start/Stop	03.08-	DE 60 EFB		
Splash 1,3 DDIs	03.08-		DA 63T DA 60T	
Swift I, II (AA/AB/AH/AJ, EA, MA) 1,0-1,6	10.83-05.01		DA 40L	
Swift II Cabriolet (SF413) 1,3	09.91-10.96		DA 40L	
Swift III (MZ, EZ) 1,3 (66 kW)	02.05-		DA 40L	
Swift III (MZ, EZ) 1,3 (68 kW) - 1,6	02.05-		DA 50T DA 44	

\* mit Bodenleistenadapter Art.Nr. 305002030101/with base hold-down adapter Art.No. 305002030101

\*\* Bitte Originalbatterie prüfen, da unterschiedliche Batteriegroße/-technologien verbaut sein kann. In erster Linie abhängig von der elektrischen Zusatzausstattung. (VRLA=AGM, AFB/ECM=EFB/)

Please check the original battery, as differing battery sizes and technologies may be installed. The battery choice depends primarily upon the electrical extras. (VRLA=AGM, AFB/ECM=EFB)

\*\*\* mit Polhülsen Dünn-DIN Art.Nr. 1020001300+1020001400/with terminal covers thin-DIN Art.No. 1020001300+1020001400

\*\*\*\* noch nicht verfügbar im Banner Sortiment/not yet available in the Banner assortment

# CARS AND SMALL TRANSPORTERS

Brand/ Model designation	Year of manu- facture	DURACELL Extreme	DURACELL Advanced	DURACELL Starter
Swift III (MZ, EZ) 1,3 DDiS	02.05-		DA 63T DA 60T	
Swift IV (FZ, NZ) 1,2 (66 kW) - 1,6	09.10-		DA 50H DA 50	
Swift IV (FZ, NZ) 1,2 (69 kW)	09.10-		DA 63H DA 62H	
Swift IV (FZ, NZ) 1,2-1,6, 1,3 DDiS Start/Stop****	09.10-	AGM H4 EFB L1		
SX4 (GY) 1,3-2,0 Saloon	04.06-		DA 63T DA 60T	
SX4 (GY) 1,6-2,0 DDiS	04.06-		DA 77H DA 74	
Vitara (ET, TA) 1,6	07.88-10.02		DA 40L	
Vitara (ET, TA) 1,9-2,0 D, TD, DDiS	07.88-10.02		DA 70	
Vitara (ET, TA) 2,0-2,5	07.88-10.02		DA 45L	
Wagon R+ (EM) 1,0-1,2	02.98-05.00		DA 40	
Wagon R+ (EM) 1,2 4WD, 1,3 VTi	02.98-05.00		DA 50T DA 44	DS 44
Wagon R+ (MM) 0,7-1,3; 1,3 DDiS	05.00-		DA 40	
Wagon R+ (MM) 1,3 4WD	05.00-		DA 50T DA 44	DS 44
X-90 (EL) 1,6	09.95-12.97		DA 40	
<b>Tata</b>				
Indica	01.99-		DA 60L	
Indigo (4V2) 1,4; 1,4 D, TD	01.03-		DA 60	
Nano 0,6	03.09-		DA 40	
Pickup Telcoline TDI, 3x3	01.99-		DA 95L	
Safari 3x3	01.99-		DA 95L	
<b>Tatra</b>				
613	03.75-09.95			
700	03.96-		DA 100 DA 95H	DS 95
Telco 307D, TDi	03.96-		DA 100 DA 95H	DS 95
Telco, Telcoline, -sport	03.93-		DA 77H DA 74	DS 72
<b>Tesla</b>				
3, Roadster, S, Y, X - all models****	07.06-	33Ah AGM		
<b>Toyota</b>				
4 Runner (N130) 2,4 Turbo-D	08.87-03.96		DA 70L	
4 Runner (N130) 2,4-3,0	08.87-03.96		DA 70L	
4 Runner (N130) 2,8-3,0 Turbo-D, TDi	08.87-03.96		DA 95L	
4 Runner (N130) 3,4 4x4	08.87-03.96		DA 95L	
Auris 1,33-1,8 (Jap. assy.)	03.07-		DA 63H DA 62H	
Auris 1,33-1,8 (Jap. assy.) Start/Stop**	12.08-	DE 60 EFB		
Auris 1,4-2,2 D-4D (UK assy.)	03.07-		DA 77H DA 74	
Auris 1,4-2,2 D-4D (UK assy.) Start/Stop**	12.08-	DE 70 EFB DE 70 AGM		
Auris 1,8 Hybrid	01.12-		DA 40B	
Avensis (T22, T25, T27) 1,6-2,4	09.97-		DA 63H DA 62H	DS 62
Avensis (T22, T25, T27) 2,0 TD, D-4D	09.97-		DA 77H DA 74	DS 72
Avensis (T25, T27) 2,2 D-4D, D-CAT	04.03-		DA 80	
Avensis Verso 2,0 D4-D	08.01-		DA 95	
Avensis Verso 2,0-2,4 VWT-i	08.01-		DA 60	
Aygo (B10, WNB1, KGB1) 1,0	06.05-		DA 50H DA 50	
Aygo (B10, WNB1, KGB1) 1,4 HDi	06.05-		DA 50H DA 50	
Camry (V1, V10) 1,8-3,0	06.91-08.96		DA 60	
Camry (V20) 2,2-3,0	08.96-11.01		DA 60	
Camry (V30, V40, XV) 2,0-3,5 V6	11.01-		DA 70	

Brand/ Model designation	Year of manu- facture	DURACELL Extreme	DURACELL Advanced	DURACELL Starter
Camry Saloon (XV5) 2,0	01.11-		DA 77H DA 74	
Camry Saloon (XV5) 2,5-3,5	01.11-		DA 70L	
Carina E (T19) 1,5-2,0	03.92-09.97		DA 60	
Carina E (T19) 2,0 D	03.92-09.94		DA 95	
Carina E (T19) 2,0 D, TD	10.94-09.97		DA 77H DA 74	DS 72
Celica 1,6-2,2 (T16, ST16, T16F, T18, T20)	08.85-11.99		DA 45	
Celica 1,8 (ZZT23)	11.99-03.06		DA 60	
C-HR (NGX) 1,2	10.16-		DA 40B	
C-HR (NGX) 1,2 Start/Stop (TR Assembly)**	10.16-	DE 60 EFB		
C-HR (ZYG10) 1,8 Hybrid	10.16-		DA 45 DA 60	
C-HR (ZYG10) 1,8 Hybrid Start/Stop (TR Assembly)**	10.16-	DE 70 EFB DE 70 AGM		
Corolla (E10, E11) - Verso 1,3-2,0	07.92-01.02		DA 60	
Corolla (E10, E11) -Verso 1,9-2,0 D-4D, D-CAT	07.92-01.02		DA 95	
Corolla (E11) - Verso 1,4 D4D, 2,0 D4D	04.97-01.02		DA 77H DA 74	DS 72
Corolla (E12) 1,4-2,0 D-4D; Verso Start/Stop**	12.09-	DE 70 EFB DE 70 AGM		
Corolla (E12) 1,4-2,0 VWT-i, VTL-i TS; Verso Start/Stop**	12.09-	DE 60 EFB		
Corolla (E12) 2,2 D-4D; Verso Start/Stop**	12.09-	DE 70 EFB DE 70 AGM		
Corolla (E12, ZER, ZZE, R1) 1,4-2,0 D-4D; Verso	01.02-		DA 77H DA 74	DS 72
Corolla (E12, ZER, ZZE, R1) 1,4-2,0 VWT-i, VTL-i TS; Verso	01.02-		DA 63H DA 62H	DS 62
Corolla (E12, ZER, ZZE, R1) 2,2 D-4D; Verso	04.04-		DA 80	
Corolla Saloon (NRE, ZRE, NDE18) 1,33-1,8 VWTi	01.13-		DA 60L	
Dyna 100 D	03.97-		DA 70	
Dyna 100, 150	03.89-		DA 70L	
Dyna 2,5-4,6 D4D	08.01-		DA 95	
FJ Cruiser (GSJ1) 4,0			DA 70	
GT 86 2,(ZN6) 0	09.12-		DA 60	
HI-ACE III Box (YH7, LH6, LH7, LH5, YH5, YH6) 2,0	08.89-12.04		DA 60L	
HI-ACE III Box (YH7, LH6, LH7, LH5, YH5, YH6) 2,4 D 4WD	08.89-12.04		DA 95L	
HI-ACE III Wagon (LH1, RZH1) 2,4	08.89-12.04		DA 70L	
HI-ACE III Wagon (LH1, RZH1) 2,4 D, 2,8 D	08.89-12.04		DA 95L	
HI-ACE III Wagon (LH1, RZH1) 3,0 D	08.89-12.04		DA 60L	
HI-ACE IV (TRH2, KDH2) 2,5 D-4D, 3,0 D	08.04-		DA 95L	
HI-ACE IV (TRH2, KDH2) 2,7 VWTi	08.04-		DA 70L	
HI-ACE IV Box (LH1) 2,4	08.95-		DA 60L	
HI-ACE IV Box (LH1) 2,4 D, 2,4 TD 4WD, 2,5 D-4D (65/75/86 kW), 4WD	08.95-		DA 70	
HI-ACE IV Box (LH1) 2,4 TD, 2,5 D-4D (70 kW), 2,7	08.95-		DA 70L	
HI-ACE IV Box (TRH2, KDH2) 2,5 D-4D (70kW), 2,7 VWTi	08.04-		DA 70L	
HI-ACE IV Box (TRH2, KDH2) 2,5 D-4D (75kW)	08.04-		DA 95L	
HI-ACE IV Bus (LH1) 2,4 D, 2,4 TD, 4WD	08.95-		DA 70	
HI-ACE IV Bus (LH1) 2,4, 2,5 D-4D	08.95-		DA 60L	

Brand/ Model designation	Year of manu- facture	DURACELL Extreme	DURACELL Advanced	DURACELL Starter
HI-ACE IV Bus (LH1) 2,5 D-4D 4WD	08.95-		DA 95L	
HI-ACE IV Bus (LH1) 2,7, 4WD	08.95-		DA 70L	
HI-LUX (TGN, GN, KUN) 2,0; 2,7; 4,0; 4WD	08.05-		DA 70L	
HI-LUX (TGN, GN, KUN) 2,5 D-4D	08.05-		DA 95	
HI-LUX (TGN, GN, KUN) 2,5 D-4D 4WD (106 kW); 3,0	08.05-		DA 95L	
HI-LUX (TGN, GN, KUN) 2,5 D-4D 4WD (88 kW); 2,5 D 4WD; 3,0 D-4D 4WD	08.05-		DA 70	
IQ (AJ1, KGJ1, NGJ1) 1,0; 1,33	03.09-12.14		DA 45L	
IQ (AJ1, KGJ1, NGJ1) 1,33 Start/Stop**	03.09-12.14	DE 60 EFB		
IQ(AJ1, KGJ1, NGJ1) 1,4 D-4D	03.09-12.14		DA 70L	
Landcruiser (J12) 2,7-4,0; 3,0 D-4D	01.03-		DA 95 DA 95L DA 70 DA 70L	
Landcruiser (J15) 2,7	01.09-		DA 70 DA 70	
Landcruiser (J15) 2,8-3,0 D4-D	01.09-	DE 92 AGM	DA 100 DA 95H	
Landcruiser (J15) 4,0 V6	01.09-		DA 95	
Landcruiser (J20) 4,0 VVTi, 4,5 D4-D, 4,5 D v8	01.07-		DA 95	
Landcruiser (J20) 4,6-4,7 V8	01.07-		DA 70 DA 70	
Landcruiser (J7) 2,4 (77 kW)	11.84-05.96		DA 70	
Landcruiser (J7) 2,4 (84 kW), 2,4 D (53 kW), 2,4 TD (63 kW), 3,0 TD (92 kW)	11.84-05.96		DA 95L	
Landcruiser (J7) 2,4 TD (66 kW), 2,5 TD (85 kW), 3,4 D, TD, 4,2 TD	11.84-		DA 95	
Landcruiser 100 (J10) 4,2 TD, 4,7	01.98-		DA 95	
Landcruiser 300 3,0L D4-D	01.10-		DA 95	
Landcruiser 300 4,0 V6 VVT-i	01.10-		DA 60	
Landcruiser 80 (J8) 3,5 FRT, 4,5, 3,0-4,2 TD	01.90-12.97		DA 95	
Landcruiser 80 (J8) 4,0	01.90-12.97		DA 95L	
Landcruiser 90 (J9) 2,4-4,7	04.96-		DA 60	
Landcruiser 90 (J9) 3,0 TD, D-4D, 4,2 TD	04.96-		DA 95	
Mirai FCV (JPD)	10.14-		DA 40B	
MR2 (W1, W2) 1,6-2,0	12.83-05.00		DA 45	
MR2 (W3) 1,8	04.00-		DA 60	
Paseo (EL53, EL54) 1,5 16V	03.96-07.99		DA 60L	
Picnic (XM10) 2,0 (90 kW)	05.96-12.01		DA 45	
Picnic (XM10) 2,0 16V (94 kW)	05.96-12.01		DA 60	
Picnic (XM10) 2,2 D	05.96-12.01		DA 95	
Previa (ACR3) 2,0 D-4D	08.00-01.06		DA 95	
Previa (ACR3) 2,4-3,0	08.00-01.06		DA 60	
Previa (TCR1, 2) 2,0 D-4D; 2,4	05.90-08.00		DA 60	
Prius (NHW11) 1,5-1,8 VVT-i Hybrid	05.00-01.04		DA 40	
Prius (NHW20) 1,5-1,8 Hatchback	08.03-03.09		DA 45L	
Prius I, II (ZVW3/4, NHP10, NHW20) 1,5-1,8 Plug-in Hybrid 30-33 kW, 50 kW	01.03-		DA 40B	
RAV 4 I (SXA1_) 2,0 16V	01.94-09.00			DS 45
RAV 4 I Cabrio (SXA1_) 2,0 16V	12.97-06.00		DA 45	
RAV 4 II (XA2) 1,8-2,4 VVTi	06.00-01.06		DA 60	

Brand/ Model designation	Year of manu- facture	DURACELL Extreme	DURACELL Advanced	DURACELL Starter
RAV 4 II (XA2) 2,0 D-4D	06.00-01.06		DA 95	
RAV 4 III, IV (ACA_, ACE_, LA_) 2,0-2,4 VVTi	11.05-		DA 60	
RAV 4 III, IV (ACA_, ACE_, LA_) 2,2 D-4D, D-CAT	11.05-		DA 95	
RAV 4 III, IV (ACA_, ACE_, LA_) 3,5 VVTi	11.05-		DA 70	
Starlet (EP91) 1,3	04.96-10.99		DA 40L	
Starlet (P8) 1,0-1,3	12.89-03.96		DA 45L	
Starlet (P8) 1,5 D	12.89-03.96		DA 60	
Supra (MA70, JZA80) 3,0	01.86-08.98		DA 70	
Terrel (L1, L2, AL2)	01.88-03.97		DA 45L	
Urban Cruiser (NSP, NLP, ZSP, NCP) 1,3 VVT-i (73 kW)	04.09-		DA 45	
Urban Cruiser (NSP, NLP, ZSP, NCP) 1,3 VVT-i (73 kW) Start/Stop**	04.09-	DE 60 EFB		
Urban Cruiser (NSP, NLP, ZSP, NCP) 1,3 VVT-i (74 kW), 1,4 D-4D	04.09-		DA 60	
Verso-S (AUR2, ZGR2) 1,6-1,8 Start/Stop**	01.09-	DE 60 EFB		
Verso-S (AUR2, ZGR2) 2,0-2,2 D-4D	01.09-		DA 80	
Verso-S (AUR2, ZGR2) 2,0-2,2 D-4D Start/Stop**	01.09-	DE 70 EFB DE 70 AGM		
Verso-S (AUR2, ZGR2) 1,6-1,8	01.09-		DA 63H DA 62H	
Yaris (CP10) 1,0 (48 kW)-1,3 (64 kW)	04.99-06.06		DA 50T DA 44	DS 44
Yaris (CP10) 1,0 (50 kW)	04.99-06.06			DS 45L
Yaris (CP10) 1,3 16V (63 kW)-1,5 TS (77 kW)	04.99-06.06		DA 45L	
Yaris (CP10) 1,4 D-4D (55 kW)	07.05-		DA 63H DA 62H DA 60L	
Yaris (CP10) 1,4 D-4D (55 kW)	12.01-06.05			
Yaris (CP10) 1,5 VVT-i TS (110 kW)	04.99-06.06		DA 50H DA 50	DS 45H
Yaris (CP10) 1,5 VVT-i TS (78 kW)	04.99-06.06		DA 45L	
Yaris (XP13) 1,0-1,3	12.10-		DA 63H DA 62H	
Yaris (XP13) 1,4 D-4D	12.10-		DA 77H DA 74 DA 40L	
Yaris (XP13) 1,5 Plug-in Hybrid Start/Stop	12.10-			
Yaris (XP9) 1,0-1,3 VVT-i	11.05-06.11		DA 50H DA 50	
Yaris (XP9) 1,0-1,33 VVT-i Start/Stop**	06.09-	DE 60 EFB		
Yaris (XP9) 1,4 D-4D	11.05-		DA 63H DA 62H	
Yaris (XP9) 1,5 (80kW)	11.05-		DA 50T DA 44	
Yaris (XP9) 1,8 VVTi	11.05-		DA 63H DA 62H	
Yaris Verso (NC/LP2) 1,3 (63 kW) -1,5 (77/78 kW)	11.99-09.05		DA 45L	
Yaris Verso (NC/LP2) 1,4 D-4D	11.99-09.05		DA 60L	
<b>TVR</b>				
Cerbera, Chimaera 4,0-5,0	11.92-10.03		DA 63T DA 60T	DS 60
Griffith, S, Speed Eight, Tuscan II Roadster 2,8-5,0	01.86-07.06		DA 70L	
<b>Volkswagen</b>				
Amarok 2,0	08.10-		DA 77H DA 74	
Amarok 2,0 BlueMotion Start/Stop**	03.11-	DE 70 AGM DE 70 EFB		
Amarok 2,0 TDI, BiTDI	08.10-		DA 100 DA 95H	

\* mit Bodenleistenadapter Art.Nr. 305002030101/with base hold-down adapter Art.No. 305002030101

\*\* Bitte Originalbatterie prüfen, da unterschiedliche Batteriegroße/-technologien verbaut sein kann. In erster Linie abhängig von der elektrischen Zusatzausstattung. (VRLA=AGM, AFB/ECM=EFB/)

Please check the original battery, as differing battery sizes and technologies may be installed. The battery choice depends primarily upon the electrical extras. (VRLA=AGM, AFB/ECM=EFB)

\*\*\* mit Polhülsen Dünn-DIN Art.Nr. 1020001300+1020001400/with terminal covers thin-DIN Art.No. 1020001300+1020001400

\*\*\*\* noch nicht verfügbar im Banner Sortiment/not yet available in the Banner assortment

# CARS AND SMALL TRANSPORTERS

Brand/ Model designation	Year of manu- facture	DURACELL Extreme	DURACELL Advanced	DURACELL Starter
Amarok 2,0 TDI, BiTDI BlueMotion Start/Stop	03.11-	DE 92 AGM		
Arteon (3H7) 1,5 TSI BlueMotion Start/Stop	03.17-	DE 60 EFB		
Arteon (3H7) 2,0 TDI SCR BlueMotion Start/Stop	03.17-	DE 70 EFB DE 70 AGM		
Arteon (3H7) 2,0 TSI BlueMotion Start/Stop	03.17-	DE 70 EFB DE 70 AGM		
Beetle (5C) 1,2-1,4 TSI Start/Stop**	01.11-	DE 60 EFB		
Beetle (5C) 2,0 TSI, 1,6-2,0 TDI Start/Stop**	01.11-	DE 70 AGM DE 70 EFB		
Beetle (9C1, 1C1, 1Y7) 1,4-2,5	01.98-		DA 63H DA 62H	DS 62
Beetle (9C1, 1C1, 1Y7) 1,9 TDI	01.98-		DA 77H DA 74	DS 72
Beetle (9C1, 1C1, 1Y7) 3,2 RSI	01.98-		DA 77H DA 74	DS 72
Bora (1J2, 1J6) 1,4-1,6	10.98-05.05		DA 50H DA 50	DS 45H
Bora (1J2, 1J6) 1,8-2,8	10.98-05.05		DA 63H DA 62H	DS 62
Bora (1J2, 1J6) 1,9 SDI, TDI	10.98-05.05		DA 77H DA 74	DS 72
Caddy I, II (13, 9K9, 9U7) 1,6-1,9 D, SDI, TDI	08.82-01.04		DA 77H DA 74	DS 72
Caddy I, II (14, 9K9, 9U7) 1,3-1,8	08.82-01.04		DA 63H DA 62H	DS 62
Caddy III (2KB, 2KJ, 2KA, 2KH) 1,4-2,0	03.04-		DA 63H DA 62H	DS 62
Caddy III (2KB, 2KJ, 2KA, 2KH) 1,4-2,0 Start/Stop**	03.04-	DE 60 EFB		
Caddy III (2KB, 2KJ, 2KA, 2KH) 1,6-2,0 SDI, TDI	03.04-		DA 77H DA 74	DS 72
Caddy III (2KB, 2KJ, 2KA, 2KH) 1,6-2,0 SDI, TDI Start/Stop**	03.04-	DE 70 AGM DE 70 EFB		
Caravelle 2,0 TDI, BiTDI	01.00-		DA 100 DA 95H	DS 95
Caravelle, -VR6 2,0	01.00-		DA 63H DA 62H	DS 62
Corrado (53I) 1,8-2,9 VR6	08.87-12.95		DA 63H DA 62H	DS 62
Crafter (2E, 2F) 2,5 TDI 100-125kW	04.06-		DA 100 DA 95H	
Crafter (2E, 2F) 2,5 TDI 100-125kW BlueMotion Start/Stop	05.10-	DE 92 AGM		
Crafter (2E, 2F) 2,5 TDI 65-80kW	04.06-		DA 77H DA 74	
Crafter (2E, 2F) 2,5 TDI 65- 80kW BlueMotion Start/Stop**	05.10-	DE 70 AGM DE 70 EFB		
Eos 1,4-2,0 FSI, TSI, TFSI	07.06-		DA 63H DA 62H	
Eos 1,4-2,0 FSI, TSI, TFSI BlueMotion Start/Stop**	07.06-	DE 60 EFB DE 70 AGM		
Eos 2,0 TDI	07.06-		DA 77H DA 74	
Eos 2,0 TDI BlueMotion Start/Stop**	07.06-	DE 70 AGM DE 70 EFB		
Eos 3,2-3,6 V6	07.06-		DA 77H DA 74	
Eos 3,2-3,6 V6 BlueMotion Start/Stop**	07.06-	DE 70 AGM DE 70 EFB		
e-Up, GTI 60 kW**	10.13-		DA 42 DA 50H	
Fox (5Z1) 1,0-1,4	03.06-		DA 50H DA 50	
Fox (5Z1) 1,4 D, SDI, TDI	03.06-		DA 63H DA 62H	
Fox (5Z1) 1,6	03.06-		DA 63H DA 62H	

Brand/ Model designation	Year of manu- facture	DURACELL Extreme	DURACELL Advanced	DURACELL Starter
Fox (5Z1) 1,9 D, SDI, TDI	03.06-		DA 77H DA 74	
Golf V, VI (1K1, 1K5, 5K1, AJ5, 5M1, 521) 1,0 Plus	10.03-		DA 50H DA 50	DS 45H
Golf V, VI (1K1, 1K5, 5K1, AJ5, 5M1, 521) 1,2-1,6 Plus	10.03-		DA 63H DA 62H	DS 62
Golf V, VI (1K1, 1K5, 5K1, AJ5, 5M1, 521) 1,2-1,6 Plus BlueMotion Start/Stop**	10.03-	DE 60 EFB		
Golf V, VI (1K1, 1K5, 5K1, AJ5, 5M1, 521) 1,6 SDI, TDI BlueMotion Start/Stop**	10.03-	DE 70 AGM DE 70 EFB		
Golf V, VI (1K1, 1K5, 5K1, AJ5, 5M1, 521) 1,6 SDI, TDI Plus	10.03-		DA 77H DA 74	DS 72
Golf V, VI (1K1, 1K5, 5K1, AJ5, 5M1, 521) 1,8 Hybrid Plus	10.03-		DA 77H DA 74	DS 72
Golf V, VI (1K1, 1K5, 5K1, AJ5, 5M1, 521) 1,8-2,0 FSI, GTi BlueMotion Start/Stop**	10.03-	DE 70 AGM DE 70 EFB		
Golf V, VI (1K1, 1K5, 5K1, AJ5, 5M1, 521) 1,8-2,0 FSI, GTI Plus	10.03-		DA 77H DA 74	DS 72
Golf V, VI (1K1, 1K5, 5K1, AJ5, 5M1, 521) 1,9-2,0 SDI, TDI BlueMotion Start/Stop	10.03-	DE 80 AGM DE 80 EFB		
Golf V, VI (1K1, 1K5, 5K1, AJ5, 5M1, 521) 1,9-2,0 SDI, TDI Plus	10.03-		DA 77H DA 74	DS 72
Golf V, VI (1K1, 1K5, 5K1, AJ5, 5M1, 521) 2,5-3,2 FSI VR5, R32	10.03-		DA 77H DA 74	DS 72
Golf V, VI (1K1, 1K5, 5K1, AJ5, 5M1, 521) 2,5-3,2 FSI VR5, R32 BlueMotion Start/Stop**	10.03-	DE 80 AGM DE 80 EFB		
Golf Variant e-Golf 85-100 kW	08.12-	DE 60 EFB		
Golf VII (5G1, BA5) 1,6 TDI BlueMotion, 4Motion	11.12-		DA 77H DA 74	
Golf VII (5G1, BA5) 1,6 TDI BlueMotion, 4Motion Start/Stop**	11.12-	DE 70 AGM DE 70 EFB		
Golf VII (5G1, BA5) 2,0 R 4, GTI, GTD, 2,0 TDI BlueMotion, 4Motion	11.12-		DA 77H DA 74	
Golf VII (5G1, BA5) 2,0 R 4, GTI, GTD, 2,0 TDI BlueMotion, 4Motion Start/Stop**	11.12-	DE 70 AGM DE 70 EFB		
Golf VII (5G1, BA5) e-Golf 85-100 kW**	02.14-	DE 60 EFB DE 70 AGM		
Golf VII (5G1, BA5) 1,2-1,4 TSI BlueMotion	11.12-		DA 63H DA 62H	
Golf VII (5G1, BA5) 1,2-1,4 TSI BlueMotion Start/Stop**	11.12-	DE 60 EFB		
Golf VII (AU) e-Golf 85-100 kW**	02.16-	DE 60 EFB		
Golf VII (AU) e-Golf GTE 85-100 kW	08.12-		DA 50H DA 50	
Golf VII (AU) e-Golf GTE M 85-100 kW**	08.12-	DE 60 EFB		
Golf, -Cross III, IV (1H1, 1H5, 1E7, 1J1, 1J5, 1E7) 1,0-1,6 Plus, FSI, TSI	08.91-06.06		DA 50H DA 50	DS 45H
Golf, -Cross III, IV (1H1, 1H5, 1E7, 1J1, 1J5, 1E7) 1,6 Bifuel	08.91-06.06		DA 77H DA 74	DS 72
Golf, -Cross III, IV (1H1, 1H5, 1E7, 1J1, 1J5, 1E7) 1,8-3,2; GTI Plus, FSI, TSI	08.91-06.06		DA 63H DA 62H	DS 62
Golf, -Cross III, IV (1H1, 1H5, 1E7, 1J1, 1J5, 1E7) 1,9-2,5 GTD, SDI, TDI Plus	08.91-06.06		DA 77H DA 74	DS 72



Brand/ Model designation	Year of manu- facture	DURACELL Extreme	DURACELL Advanced	DURACELL Starter
Jetta III (1K2) 1,4-1,6 TSI	08.05-10.10		DA 63H DA 62H	
Jetta III (1K2) 1,9-2,0 TDI	08.05-10.10		DA 77H DA 74	
Jetta III (1K2) 2,0-2,5 FSI	08.05-10.10		DA 77H DA 74	
Jetta IV (162) 1,2 TSI; 1,6 TDI BlueMotion Start/Stop**	04.10-	DE 70 AGM DE 70 EFB		
LT 28-35 I, II (281-363, 2DM) 2,0-2,4	03.75-03.96		DA 63H DA 62H	DS 62
LT 28-35 I, II (281-363, 2DM) 2,3-2,8 D, SDI, TDI	03.75-03.96		DA 100 DA 95H	DS 95
LT 28-46 II (2DX0AE) 2,3	03.96-		DA 77H DA 74	DS 72
LT 28-46 II (2DX0AE) 2,5 SDI, TDI	03.96-		DA 100 DA 95H	DS 95
LT 40-55 I, II 2,4	03.75-06.96		DA 77H DA 74	DS 72
LT 40-55 I, II 2,4 D, TD	03.75-06.96		DA 100 DA 95H	DS 95
Lupo (6X1, 6E1) 1,0-1,4	03.98-07.05		DA 50H DA 50	DS 45H
Lupo (6X1, 6E1) 1,2-1,7 SDI, TDI	03.98-07.05		DA 77H DA 74	DS 72
Lupo (6X1, 6E1) 1,6 GTI	03.98-07.05		DA 63H DA 62H	DS 62
Multivan (7HM, 7HF) 1,9-2,5 TDI, BiTDI	05.03-		DA 100 DA 95H	
Multivan (7HM, 7HF) 1,9-2,5 TDI, BiTDI BlueMotion Start/Stop	05.11-	DE 92 AGM		
Multivan (7HM, 7HF) 2,0	05.03-		DA 77H DA 74	
Multivan (7HM, 7HF) 2,0-3,2 BlueMotion Start/Stop**	05.11-	DE 70 AGM DE 70 EFB		
Multivan (7HM, 7HF) 3,0-3,2	05.03-		DA 80	
New Beetle (9C1, 1C1, 1Y7) 1,4-2,3, 1,9 TDI	01.98-		DA 63H DA 62H	
Passat (32B, 35I) 1,3-2,2*	08.80-05.97		DA 63H DA 62H	DS 62
Passat (32B, 35I) 1,6-1,9 TD, SDI, TDI*	08.80-05.97		DA 77H DA 74	DS 72
Passat (32B, 35I) 2,8-2,9*	08.80-05.97		DA 77H DA 74	DS 72
Passat (362, 365) 1,4-2,0 TSI; 1,6-2,0 TDI BlueMotion Start/Stop**	08.10-	DE 70 AGM DE 70 EFB		
Passat (362, 365) 3,6 FSI BlueMotion Start/Stop**	08.10-	DE 92 AGM DE 80 AGM		
Passat (3B2, 3B5, 3B3, 3B6) 1,6-1,8	08.96-05.05		DA 50H DA 50	DS 45H
Passat (3B2, 3B5, 3B3, 3B6) 1,9-2,5 SDI, TDI	08.96-05.05		DA 77H DA 74	DS 72
Passat (3B2, 3B5, 3B3, 3B6) 2,0-2,3	08.96-05.05		DA 63H DA 62H	DS 62
Passat (3B2, 3B5, 3B3, 3B6) 2,8-2,9	08.96-05.05		DA 63H DA 62H	DS 62
Passat (3B5, 3B3, 3B6) 4,0 W8	08.96-05.05		DA 77H DA 74	DS 72
Passat (3C2, 3C5) 1,4 TSI BlueMotion Start/Stop	03.05-	DE 70 AGM		
Passat (3C2, 3C5) 1,4 TSI BlueMotion Start/Stop**	02.10-	DE 70 AGM DE 70 EFB		
Passat (3C2, 3C5) 1,6-2,0 FSI, TSI, TFSI	03.05-		DA 77H DA 74	
Passat (3C2, 3C5) 1,6-2,0 TDI BlueMotion Start/Stop**	02.10-	DE 80 AGM DE 80 EFB		
Passat (3C2, 3C5) 1,9-2,0 TDI	03.05-		DA 77H DA 74	
Passat (3C2, 3C5) 3,2-3,6 FSI	03.05-		DA 77H DA 74	

Brand/ Model designation	Year of manu- facture	DURACELL Extreme	DURACELL Advanced	DURACELL Starter
Passat (3C2, 3C5) 3,2-3,6 FSI BlueMotion Start/Stop**	08.05-	DE 80 AGM DE 80 EFB		
Passat (3G) e-Passat GTE PHEV 160 kW	01.14-		DA 77H DA 74	
Passat Alltrack (365) 1,8 TSI	01.12-		DA 63H DA 62H	
Passat Alltrack (365) 1,8-2,0 TSI, 2,0 TDI**	01.12-	DE 70 AGM DE 70 EFB		
Passat CC (357, 358) 1,4-1,8 TSI	06.08-		DA 63H DA 62H	
Passat CC (357, 358) 1,4-1,8, 2,0 BlueTDI BlueMotion Start/Stop**	06.08-	DE 70 AGM DE 80 AGM		
Passat CC (357, 358) 1,9-2,0 TDI	06.08-		DA 77H DA 74	
Passat CC (357, 358) 2,0 TSI	06.08-		DA 77H DA 74	
Passat CC (357, 358) 3,6	06.08-		DA 77H DA 74	
Phaeton (3D2) 3,0-5,0 V6-V10 TDI	04.02-12.16		DA 100 DA 95H	
Phaeton (3D2) 3,2-6,0; V6-V8, W12	04.02-12.16		DA 100 DA 95H	
Phaeton 3,0-5,0 V6-V10 TDI BlueMotion Start/Stop	04.02-12.16	DE 92 AGM		
Phaeton 3,2-6,0; V6-V8, W12 BlueMotion Start/Stop	04.02-12.16	DE 92 AGM		
Polo (6KV2, 6KV5) 1,4-1,6	10.94-09.01		DA 63H DA 62H	DS 62
Polo (6KV2, 6KV5) 1,7-1,9 SDI; TDI	10.94-09.01		DA 63H DA 62H	DS 62
Polo (6N2, 9N_, 6R) 1,0-1,6	10.99-		DA 63H DA 62H	DS 62
Polo (6N2, 9N_, 6R) 1,2 TDI	10.99-		DA 63H DA 62H	DS 62
Polo (6N2, 9N_, 6R) 1,4-1,9 SDI, TDI	10.99-		DA 77H DA 74	DS 72
Polo (6N2, 9N_, 6R) 1,8	10.99-		DA 77H DA 74	DS 72
Polo (6R) 1,4, 1,2-1,6 TDI BlueMotion Start/Stop**	06.09-	DE 60 EFB		
Polo (86C, 86CF, 6N1, 6NF) 1,0-1,4*	10.81-10.99		DA 63H DA 62H	DS 62
Polo (86C, 86CF, 6N1, 6NF) 1,3-1,9 D, SDI, TDI*	10.81-10.99		DA 77H DA 74	DS 72
Polo (86C, 86CF, 6N1, 6NF) 1,6-2,0*	10.81-10.99		DA 63H DA 62H	DS 62
Scirocco III (13) 1,4-2,0 FSI, TFSI	08.08-		DA 63H DA 62H	
Scirocco III (13) 1,4-2,0 FSI, TFSI BlueMotion Start/Stop**	08.08-	DE 70 AGM		
Scirocco III (13) 1,9-2,5 TDI	08.08-		DA 77H DA 74	
Scirocco III (13) 1,9-2,5 TDI BlueMotion Start/Stop**	08.08-	DE 70 AGM DE 70 EFB		
Sharan (7M) 1,8 T 20V	04.00-		DA 63H DA 62H	DS 62
Sharan (7M) 1,8 T 20V*	09.97-03.00		DA 63H DA 62H	DS 62
Sharan (7M) 1,9-2,0 TDI, 115CV (3 Motion)	04.00-		DA 100 DA 95H	
Sharan (7M) 1,9-2,0 TDI, 115CV (3 Motion)*	09.95-04.00		DA 100 DA 95H	DS 95
Sharan (7M) 2,0	04.00-		DA 77H DA 74	DS 72
Sharan (7M) 2,0*	09.95-03.00		DA 77H DA 74	DS 72
Sharan (7M) 2,8 V6, VR6 Syncro	04.00-		DA 77H DA 74	DS 72
Sharan (7M) 2,8 V6, VR6 Syncro*	01.97-04.00		DA 77H DA 74	DS 72
Sharan 1,4-2,0 BlueMotion Start/Stop**	05.10-	DE 70 AGM DE 80 AGM		

\* mit Bodenleistenadapter Art.Nr. 305002030101/with base hold-down adapter Art.No. 305002030101

\*\* Bitte Originalbatterie prüfen, da unterschiedliche Batteriegroße/-technologien verbaut sein kann. In erster Linie abhängig von der elektrischen Zusatzausstattung. (VRLA=AGM, AFB/ECM=EFB)/  
Please check the original battery, as differing battery sizes and technologies may be installed. The battery choice depends primarily upon the electrical extras. (VRLA=AGM, AFB/ECM=EFB)

\*\*\* mit Polhülsen Dünn-DIN Art.Nr. 1020001300+1020001400/with terminal covers thin-DIN Art.No. 1020001300+1020001400

\*\*\*\* noch nicht verfügbar im Banner Sortiment/not yet available in the Banner assortment

# CARS AND SMALL TRANSPORTERS

Brand/ Model designation	Year of manu- facture	DURACELL Extreme	DURACELL Advanced	DURACELL Starter
Sharan 1,9-2,0 TDI, 115CV (3 Motion) BlueMotion Start/Stop**	05.10-	DE 80 AGM DE 70 AGM		
Sharan 2,8 V6, VR6 Syncro BlueMotion Start/Stop**	05.10-	DE 80 AGM DE 80 EFB		
Taro 1,8-2,3	03.89-03.97		DA 60L	
Taro 2,3 D	03.89-03.97		DA 70L	
T-Cross 1,0-1,5 TSI BlueMotion Start/Stop**	03.18-	DE 60 EFB		
T-Cross 1,6 TDI BlueMotion Start/Stop**	03.18-	DE 70 EFB DE 70 AGM		
Tiguan (5N) 1,4-2,0	03.08-		DA 63H DA 62H	
Tiguan (5N) 1,4-2,0 BlueMotion Start/Stop**	03.08-	DE 70 AGM DE 70 EFB		
Tiguan (5N) 2,0 TDI	03.08-		DA 77H DA 74	
Tiguan (5N) 2,0 TDI BlueMotion Start/Stop**	03.08-	DE 80 AGM DE 70 AGM		
Tiguan (5N) VR6	03.08-		DA 77H DA 74	
Tiguan (5N) VR6 BlueMotion Start/Stop**	03.08-	DE 70 AGM DE 70 EFB		
Touareg (7LA) 2,5 TDI	10.02-05.10		DA 77H DA 74	
Touareg (7LA) 2,5 TDI Blue- Motion Start/Stop**	10.02-05.10	DE 70 AGM DE 70 EFB		
Touareg (7LA) 3,0 TDi, V6 TDI	10.02-05.10		DA 100 DA 95H	
Touareg (7LA) 3,0 TDi, V6 TDI BlueMotion Start/Stop	10.02-05.10	DE 92 AGM		
Touareg (7LA) 3,0-3,2 V6	10.02-05.10		DA 100 DA 95H	
Touareg (7LA) 3,0-3,2 V6 BlueMotion Start/Stop	10.02-05.10	DE 92 AGM		
Touareg (7LA)	10.02-05.10		DA 100 DA 95H	
Touareg (7LA) 4,2 V8-6,0 W12	10.02-05.10	DE 92 AGM		
Touareg (7P5) 3,0 V6 TDI BlueMotion Start/Stop**	01.10-	DE 92 AGM DE 105 AGM		
Touareg (7P5) 4,2 V8; 5,0 V10 TDI BlueMotion Start/Stop	01.10-	DE 105 AGM		
Touran, -Cross (1T1, 1T2) 1,4-2,0 FSI	02.03-		DA 63H DA 62H	DS 62
Touran, -Cross (1T1, 1T2) 1,4-2,0 FSI BlueMotion Start/Stop**	03.08-	DE 70 AGM DE 70 EFB		
Touran, -Cross (1T1, 1T2) 1,9-2,0 TDI	02.03-		DA 77H DA 74	DS 72
Touran, -Cross (1T1, 1T2) 1,9-2,0 TDI BlueMotion Start/Stop**	03.08-	DE 70 AGM DE 70 EFB		
Touran, -Cross (1T3) 1,2 TSI BlueMotion Start/Stop**	05.10-	DE 70 AGM DE 70 EFB		
Transporter T4 (70X_) 1,6*	07.90-04.03		DA 63H DA 62H	DS 62
Transporter T4 (70X_) 1,8-2,8 VR6*	07.90-04.03		DA 77H DA 74	DS 72
Transporter T4 (70X_) 1,9-2,5 D; TDI	07.90-04.03		DA 100 DA 95H	DS 95
Transporter T5 (7H_, 7J_) 1,9-2,5 TDI, BiTDI	04.03-		DA 77H DA 74	
Transporter T5 (7H_, 7J_) 2,0-3,2	04.03-		DA 63H DA 62H	
T-Roc (A11) 1,0-1,5 TSI BlueMotion Start/Stop**	11.17-	DE 60 EFB		
T-Roc (A11) 1,6-2,0 TDI BlueMotion Start/Stop**	11.17-	DE 70 EFB DE 70 AGM		
T-Roc (A11) 2,0 TSI BlueMotion Start/Stop**	11.17-	DE 70 EFB DE 70 AGM		

Brand/ Model designation	Year of manu- facture	DURACELL Extreme	DURACELL Advanced	DURACELL Starter
Up 1,0-1,4	09.11-		DA 42	
Vento (1HX0) 1,4-1,6*	11.91-09.98		DA 63H DA 62H	DS 62
Vento (1HX0) 1,8-2,8*	11.91-09.98		DA 63H DA 62H	DS 62
Vento (1HX0) 1,9 SDI, TDI*	11.91-09.98		DA 77H DA 74	DS 72
XL1 0,8 TDI E-Hybrid	02.14-		DA 42 DA 50H	
<b>Volvo</b>				
340-460 (343, 345, 344, 445, 464) 1,4-2,0	08.79-12.96		DA 77H DA 74	DS 72
340-460 (343, 345, 344, 445, 464) 1,6-1,9 D, TD	08.79-12.96		DA 77H DA 74	DS 72
480 E 1,7-2,0	03.86-07.96		DA 63H DA 62H	DS 62
850-960 (LS, LW, 945, 944, 964, 965) 2,0-2,9	03.92-12.96		DA 77H DA 74	DS 72
850-960 (LS, LW, 945, 944, 964, 965) 2,4-2,5 D, TD, TDI	01.91-12.96		DA 77H DA 74	DS 72
C30 1,6 D	10.06-		DA 77H DA 74	
C30 1,6-1,8 FlexFuel	10.06-		DA 77T DA 72	
C30 1,6-2,4; 1,6-2,0 D DRIVE Start/Stop	03.09-09.13	DE 70 AGM		
C30 1,6-2,4; 1,6-2,0 D DRIVE Start/Stop**	09.13-	DE 70 EFB DE 70 AGM		
C30 2,0 D, D3, D4, D5	10.06-		DA 80 DA 80	
C30 2,0 FlexFuel	03.09-		DA 63H DA 62H	
C30 2,0-2,4, T5	10.06-		DA 77H DA 74	
C70 I, II 2,0-2,5 D, TDI	03.97-		DA 77H DA 74	DS 72
C70 I, II 2,0-2,5; T5	03.97-		DA 63H DA 62H	DS 62
C70 I, II 2,0-2,5; T5	03.97-		DA 77H DA 74	DS 72
C70 II D3, D4	03.06-		DA 80 DA 80	
S40 I (VS) 1,6-2,0	07.95-12.03		DA 63H DA 62H	DS 62
S40 I (VS) 1,9 DI, TD	07.95-12.03		DA 77H DA 74	DS 72
S40 II (MS) 1,6 D	01.04-		DA 77H DA 74	
S40 II (MS) 1,6-1,8 FlexFuel	01.04-		DA 77T DA 72	
S40 II (MS) 1,6-2,4; 1,6-2,0 D DRIVE Start/Stop	03.09-	DE 70 AGM		
S40 II (MS) 2,0 D, D3, D4	01.04-		DA 80 DA 80	
S40 II (MS) 2,0-2,4, D5, T5, AWD	01.04-		DA 77T DA 72	
S60 I 2,0-2,5	07.00-04.10		DA 63H DA 62H	
S60 I 2,4 D, D5	07.00-04.10		DA 100 DA 95H	
S60 II 2,0, D3, D4, T4, T5, T6	04.10-		DA 77H DA 74	
S60 II 2,4 T3, T4, 1,6 D; D3, D5 DRIVE Start/Stop	04.10-	DE 70 AGM		
S60 II D3, D4, D5 AWD	04.10-		DA 80 DA 80	
S70 (P80) 2,0-2,5	01.97-11.00		DA 77H DA 74	DS 72
S70 (P80) 2,5 TDI	01.97-11.00		DA 100 DA 95H	DS 95
S80 I, II (TS, XY, AS) 2,0-2,5 D, TDI	05.98-		DA 100 DA 95H	DS 95

Brand/ Model designation	Year of manu- facture	DURACELL Extreme	DURACELL Advanced	DURACELL Starter
S80 I, II (TS, XY, AS) 2,0-4,4 AWD, T4, T5, T6 AWD	05.98-		DA 77H DA 74	DS 72
S80 II (AS) 1,6 D DRiVe Start/Stop	03.06-	DE 70 AGM		
S80 II D3, D4, D5 AWD	03.06-		DA 80 DA 80	
S90 2,5-2,9	11.96-12.98		DA 77H DA 74	DS 72
V40 (VS, VW) 1,6-2,0	07.95-06.04		DA 63H DA 62H	DS 62
V40 (VS, VW) 1,9 TD, DI	07.95-06.04		DA 77H DA 74	DS 72
V40 (VS, VW) 1,9 TD, DI	07.95-06.04		DA 80	
V40 (VW) 1,6 Start/Stop	09.12-	DE 60 EFB		
V40 (VW) 1,8-2,0 D2, D3, D4, T2, T3, T4, T5 Start/Stop	09.12-	DE 70 AGM		
V40 (VW) 2,0-2,5 TD, DI Start/Stop	09.12-	DE 70 AGM		
V50 (MW) 1,6 D, 2,4 D	04.04-		DA 77H DA 74	
V50 (MW) 1,6-1,8	04.04-		DA 77T DA 72	
V50 (MW) 1,6-2,4; 1,6-2,4 D DRiVe Start/Stop	03.09-	DE 70 AGM		
V50 (MW) 2,0 D, D3, D4	04.04-		DA 80 DA 80	
V50 (MW) 2,0 FlexFuel	04.04-		DA 63H DA 62H	
V50 (MW) 2,0-2,4, D5, T5, AWD	04.04-		DA 77T DA 72	
V60 2,0 T, D3, D4, T4, T5, T6	03.09-		DA 77H DA 74	
V60 2,4 D5, D3, D4 AWD, D5 AWD	03.09-		DA 80 DA 80	
V60 2,4 Hybrid AWD	03.09-	DE 80 AGM		
V60 T3, T4, 1,6; D3, 2,4 D5 DRiVe Start/Stop**	09.10-	DE 70 AGM DE 80 AGM		
V70 I (P80) 2,0-2,5	01.97-03.00		DA 77H DA 74	DS 72
V70 I (P80) 2,5 TDI	01.97-03.00		DA 100 DA 95H	DS 95
V70 II (P80) 2,4-2,5 D, D5, TDI	03.00-08.07		DA 100 DA 95H	
V70 II (P80) T5 2,0-2,5	03.00-08.07		DA 77H DA 74	
V70 III (BW) 1,6 D DRiVe	03.09-		DA 77H DA 74	
V70 III (BW) 1,6-3,2, T, D3, D4, T5	03.09-		DA 77H DA 74	
V70 III (BW) 2,0-3,2 D DRiVe, D3, D5 AWD, T6 AWD	03.09-		DA 80 DA 80	
V70 III (BW) T4, 1,6 D, D4, T4 DRiVe Start/Stop	03.09-	DE 70 AGM		
V90 2,5-2,9	01.97-12.98		DA 77H DA 74	DS 72
XC40 (S36) T5 AWD, D4 AWD DRiVe Start/Stop**	10.17-	DE 70 AGM DE 80 AGM		
XC60 2,0, T6, 3,2; D5, T5, T6	03.08-		DA 77H DA 74	
XC60 2,4 D DRiVe	03.09-		DA 100 DA 95H	
XC60 D3, D4, D5 DRiVe Start/Stop	03.09-	DE 70 AGM		
XC60 D5 AWD	03.08-		DA 80 DA 80	
XC70 I, II 2,4 D, 3,2 AWD, D3, D5 AWD	03.09-		DA 80 DA 80	
XC70 I, II 2,4 D5 AWD	03.00-		DA 100 DA 95H	DS 95
XC70 I, II 2,4-2,5	03.00-		DA 77H DA 74	DS 72
XC70 I, II 2,4-2,5 D DRiVe	03.09-		DA 100 DA 95H	

Brand/ Model designation	Year of manu- facture	DURACELL Extreme	DURACELL Advanced	DURACELL Starter
XC70 II D3, D4, T5, T6 DRiVe Start/Stop**	03.09-	DE 70 AGM DE 80 AGM		
XC90 2,5 D5	10.02-		DA 100 DA 95H	
XC90 2,5-2,9 T, T6, V8, 3,2	10.02-		DA 77H DA 74	
<b>Wiesmann</b>				
Roadster, GT Coupe MF4-S, MF5	01.96-	DE 92 AGM		
<b>Zastava</b>				
10 (188) 1,2 60	10.05-		DA 50T DA 44	
<b>Zhengzhou</b>				
Paladin 2,4*	06.02-		DA 77H DA 74	DS 72
Paladin 2,4-3,3	06.02-		DA 70	
<b>Zhonghua</b>				
Grandeur 2,0-2,3	10.03-		DA 70	
SY 2,0-2,3	06.99-		DA 70	
<b>Zhongxing</b>				
Admiral Pick-Up 2,2	01.00-		DA 70	
Banner 2,2	01.97-		DA 70	
Grand Tiger Pick-Up 2,2 4WD	08.05-		DA 70	
Tiger Pick-Up 2,2	01.97-10.03		DA 70	

\* mit Bodenleistenadapter Art.Nr. 305002030101/with base hold-down adapter Art.No. 305002030101

\*\* Bitte Originalbatterie prüfen, da unterschiedliche Batteriegroße/-technologie verbaut sein kann. In erster Linie abhängig von der elektrischen Zusatzausstattung. (VRLA=AGM, AFB/ECM=EFB)/ Please check the original battery, as differing battery sizes and technologies may be installed. The battery choice depends primarily upon the electrical extras. (VRLA=AGM, AFB/ECM=EFB)

\*\*\* mit Polhülsen Dünn-DIN Art.Nr. 1020001300+1020001400/with terminal covers thin-DIN Art.No. 1020001300+1020001400

\*\*\*\* noch nicht verfügbar im Banner Sortiment/not yet available in the Banner assortment

# TRUCKS AND BUSES

Brand/ Model designation	Year of manu- facture	DURACELL Professional	DURACELL Extreme	DURACELL Advanced
<b>AEC</b>				
Ranger		DP 110L		
Reliance, Swift		DP 110		
<b>Agrale</b>				
Microbus MA 6.0 - 8.5 Euro II, III		DP 145 SHD DP 140		
Midibus MA 9.2, 12.0 Euro II, III		DP 180 SHD DP 180		
<b>ASTRA</b>				
HD 7 42.42-86.52/ HD 7-C 42.36-88.50/ HD 8 42.36 - 88.56	01.00-	DP 180 SHD DP 180		
<b>Atkinson</b>				
Borderer T3246RR, XBL		DP 110		
Defender Tipper S2466X		DP 110		
Searcher 2466X, XL		DP 110		
<b>Auwärter</b>				
302-Series 8 - 13		DP 225 SHD DP 225		
800-Series 811 42 - 813 43		DP 225 SHD DP 225		
<b>AVIA</b>				
all models 12V			DE 92 AGM	DA 100
D-Line D 60-120	10.01-		DE 92 AGM	DA 100
<b>Barbi</b>				
Volvo Genesis		DP 225 SHD DP 225		
<b>Barkas</b>				
all models diesel		DP 145 SHD DP 140		
<b>Barreiros</b>				
all models		DP 170 SHD		
<b>Bedford</b>				
CF-Series CF 2/230 / CF 2/250 / CF 2/280 / CF 2/350		DP 110L		
CF-Series D		DP 110L		
D-Series D 7,5 T			DE 92 AGM	DA 100
TJ-Series TJ 220 - TJ 1000		DP 110L		
TK-Series TK 220 - TK 1630		DP 110L		
Y-Series YNT		DP 110		
Y-Series YNV		DP 110		
<b>Berna</b>				
4VF, 4VM / D180 - D330		DP 170 SHD		
5 VFS, VF, VM, V		DP 145 SHD DP 140		
<b>Bova</b>				
Futura FHD 10 - 14, FLD 15	09.84-	DP 225 SHD DP 225		
Futura FHD/FLD 104 - 127	09.84-	DP 225 SHD DP 225		
Lexio LD/LLD 123, 130 - 365	09.05-	DP 225 SHD DP 225		
Magiq HD 120 - 139 Magnum	10.99-	DP 225 SHD DP 225		
Magiq MHD 122 - 148 Magnum	10.99-	DP 225 SHD DP 225		
Synergy DD 130, 138 / SDD 130, 141 / SSD 130, 141	09.04-	DP 225 SHD DP 225		
<b>Bremach</b>				
GR-Series GR35			DE 92 AGM	DA 100
GR-Series GR45			DE 92 AGM	DA 100
NB-Series NB35			DE 92 AGM	DA 100
NB-Series NB45			DE 92 AGM	DA 100
<b>Büssing</b>				
14-150 (12V), 14-185		DP 180 SHD DP 180		
14-150 (24V)		DP 145 SHD DP 140		
AK 14-150		DP 180 SHD DP 180		
BS		DP 145 SHD DP 140		

Brand/ Model designation	Year of manu- facture	DURACELL Professional	DURACELL Extreme	DURACELL Advanced
BS Bus		DP 180 SHD DP 180		
Burglöwe		DP 110		
Commodore, Präfekt		DP 180 SHD DP 180		
Konsul		DP 180 SHD DP 180		
OM		DP 110		
Supercargo L 14-185		DP 180 SHD DP 180		
<b>Commer-Carrier-Dodge</b>				
300-Series		DP 180 SHD DP 180		
K2413T		DP 110L		
<b>DAF</b>				
45 FA 45.120 - 45.210	01.91-12.00	DP 110		
65 CF FA 65 CF 180/210	02.98-12.00	DP 180 SHD DP 180		
65 FA 65.180 - 65.240	01.93-02.98	DP 140		
75 CF FA 75 CF 250/290	02.98-12.00	DP 180 SHD DP 180		
75 FA 75.240 - 75.300	07.92-02.98	DP 140		
85 CF FA 85 CF 340/430	02.98-12.00	DP 180 SHD DP 180		
85 FA 85.330 - 85.400	07.92-02.98	DP 180 SHD DP 180		
95 FA 95.310 - 95.500	09.87-01.98	DP 180 SHD DP 180		
95 XF FA 95 XF 380/430/480/530	01.97-09.02	DP 180 SHD DP 180		
CF 65 FA 65.180 - 65.290	01.01-12.04	DP 180 SHD DP 180		
CF 65 FA 65.180 - 65.290	01.05-	DP 190 EFB DP 180 SHD		
CF 75 FA 75.250 - 75.360	01.01-12.04	DP 180 SHD DP 180		
CF 75 FA 75.250 - 75.360	01.05-	DP 190 EFB DP 180 SHD		
CF 85 FA 85.340 - 85.510	01.01-12.04	DP 190 EFB DP 180 SHD		
CF 85 FA 85.340 - 85.510	01.05-	DP 190 EFB DP 180 SHD		
F 1000 FA 1000		DP 110		
F 1100 FA 1100		DP 140		
F 1200 FA 1200		DP 140		
F 1300 FA 1300		DP 140		
F 1400 FA 1400		DP 140		
F 1500 FA/FD 1500		DP 140		
F 1600 FA/FGG 1600/1521		DP 140		
F 1700 FA 1700		DP 140		
F 1800 FAV 1800		DP 140		
F 1900 FA/FD/FT 1900		DP 190 EFB DP 180 SHD		
F 2100 FA/FAG/FAS/FT 2103/2105		DP 190 EFB DP 180 SHD		
F 2300 FA/FAB/FAG/FAS/ FAT/FAV/FMB/FMT/FT 2300/2303/2305	09.63-10.93	DP 190 EFB DP 180 SHD		
F 2500 FA/FAG/FAT/FMD/ FMT 2500/2503/2505/ 2525/2535		DP 190 EFB DP 180 SHD		
F 2700 FA/FAB/FAG/FAR/ FMT/FT 2700	01.90-10.93	DP 190 EFB DP 180 SHD		
F 2800 FA/FAB/FAC/FAD/ FAR/FAS/FAT/FMD/FT/FTS/ FTT 2800/2803/2804/ 2805/2825	09.73-09.91	DP 190 EFB DP 180 SHD		
F 2900 FA/FAD/FMD/FT 2900	01.90-10.93	DP 190 EFB DP 180 SHD		
F 3200 FA/FAB/FAR/FAS/ FAT/FMD 3200	01.90-10.93	DP 190 EFB DP 180 SHD		



Brand/ Model designation	Year of manu- facture	DURACELL Professional	DURACELL Extreme	DURACELL Advanced
F 3300 FA/FAC/FAD/FAGFAS/ FAT/FT/FTG/FTS/FTT 3300/ 3303/3304/3305/3325	06.81-09.91	DP 190 EFB DP 180 SHD		
F 3600 FA/FAG/FAR/FAS/ FT/FTT 3600/3603/3604/ 3605/3625	06.85-09.91	DP 190 EFB DP 180 SHD		
F 600 FA 600		DP 110		
F 800 FA 800		DP 110		
LF 45 45.130 - 45.250	01.01-	DP 110		
N 2800 NAT 2826		DP 240 EFB DP 225 SHD		
N 3300 NAT 3326		DP 240 EFB DP 225 SHD		
XF 95 95.380 - 95.530	09.02-12.06	DP 190 EFB DP 180 SHD		
F 900 FA 900		DP 110		
XF 105 105.410 - 105.510	10.05-	DP 190 EFB DP 180 SHD		
<b>Dennis</b>				
Javelin		DP 180 SHD DP 180		
Dart/Delta 1600-2222		DP 110		
<b>Dodge</b>				
12 Ton Range (24V)		DP 110		
300-Series C 17T, 38T, 3864		DP 225 SHD DP 225		
300-Series C 2464, C 38T, 4084, K 3820, R 3820P		DP 180 SHD DP 180		
500-Series (12V/24V)		DP 110		
C 4084		DP 180 SHD DP 180		
CE (24V)		DP 110		
DKC		DP 110L		
K 1100 (Chrysler)		DP 110L		
K 2413		DP 110L		
K 3820		DP 145 SHD DP 140		
K, KP		DP 110L		
<b>Ebro</b>				
100/8D			DE 92 AGM	DA 100
F260, F275			DE 70 AGM	DA 77H
F-Series F 100 - F 350			DE 70 AGM	DA 77H
L-Series L 35/L45/L60/L80			DE 92 AGM	DA 100
Trade 2,0; 2,8			DE 70 AGM	DA 77H
<b>Enasa</b>				
1000-Series 1061-1066		DP 225 SHD DP 225		
<b>EOS Coach</b>				
all models		DP 225 SHD DP 225		
<b>ERF</b>				
64 R 260T (Rolls Royce) / 84 PF (Perkins)		DP 110		
86 PS Fire Appliance		DP 110		
all models (Cummins)		DP 110		
all models (Gardner LW)		DP 110		
all models (Perkins)		DP 110		
ECL 6.22 - 7.28 RD3 / TP3 (206 kW)	04.02-	DP 180 SHD DP 180		
ECM 6.22 - 7.28	04.02-	DP 180 SHD DP 180		
ECT 10.35 - 32.35	04.02-	DP 180 SHD DP 180		
E-Series / EC-Series		DP 180 SHD DP 180		
S (Perkins) / 84 PS (Perkins) / 84 PV (Perkins)		DP 110		
<b>F.T.F.</b>				
all models		DP 225 SHD DP 225		
<b>FAR</b>				
CM 54, 55, 56V			DE 92 AGM	DA 100

Brand/ Model designation	Year of manu- facture	DURACELL Professional	DURACELL Extreme	DURACELL Advanced
<b>Faun</b>				
AK AK 414 HW		DP 225 SHD DP 225		
L L 1212/45 ZA 6x6, L 1212/45 ZA 6x7		DP 225 SHD DP 225		
<b>FBW</b>				
all models		DP 145 SHD DP 140		
<b>Fiat</b>				
130 NC, NR, NT 20		DP 140		
159.17		DP 140		
170.35		DP 170 SHD		
242/15 / 242/18			DE 92 AGM	DA 100
50 F8 - 79 F13			DE 70 AGM	DA 77H
70.10 / 79.13			DE 70 AGM	DA 77H
AL 418 AL		DP 135 SHD		
Daily 28 F 8 / 30 F 8 / 32 F 8 / 35 F 8 / 40 F 8		DP 135 SHD		
E 242 E			DE 92 AGM	DA 100
F 170F20-F35		DP 170 SHD		
NC 50 NC - 170 NC		DP 140		
P 170.35 P		DP 170 SHD		
N 619 N - 697 N		DP 170 SHD		
NR 130 NR / 150 NR 20		DP 140		
NT 130NT, NT20		DP 140		
PAC 190 PAC 20 / 190 PAC 26/ 260 PAC 26		DP 140		
PC 65 PC / 75 PC			DE 70 AGM	DA 77H
T 170.35 T		DP 170 SHD		
TP 170.35 TP		DP 170 SHD		
<b>Foden</b>				
ER / FCU over 40 tons (Cummins) / FE, FG, FLE models		DP 110L		
Haulmaster		DP 110L		
HAULMASTER Range / S 104, 106, 108		DP 110L		
S 104 - 108, S 83		DP 110L		
S 83		DP 110		
Tilt Cab (Cummins) / Tilt Cab (Gardner)		DP 110L		
Tiltcab Gardner Engine / Gardner Motor		DP 110L		
<b>Ford</b>				
1013 / 1315 / 1620 / 1924 / 2417 / 2624 / 3424		DP 110L		
Bus Chassis		DP 145 SHD DP 140		
Cargo 0609 - 1215	04.81-	DP 110L		
CARGO-Series 1012 - 1115		DP 110L		
CARGO-Series 608 - 915		DP 110L		
D & K PASSENGER / D-Series		DP 110L		
<b>Freight-Rover</b>				
Sherpa 185 - 300				DA 95L
<b>Ginaf</b>				
C2 C2120/2121		DP 180 SHD DP 180		
F 160 - 535		DP 180 SHD DP 180		
G 3229 - 5450		DP 180 SHD DP 180		
KFS 10 - 16		DP 180 SHD DP 180		
X2 2219 - 2223, X3 3232 - 3335		DP 180 SHD DP 180		
X4 4241 - 4446 TS		DP 180 SHD DP 180		
X5 5250 - 5450, X52, X53		DP 225 SHD DP 225		
<b>GMC</b>				
7000		DP 225 SHD DP 225		

# TRUCKS AND BUSES

Brand/ Model designation	Year of manu- facture	DURACELL Professional	DURACELL Extreme	DURACELL Advanced
White		DP 110L		
<b>Hanomag-Henschel</b>				
F 161 AK-F 193 S		DP 145 SHD DP 140		
F 20, 23, 25, 30, 35, 36 Diesel		DP 145 SHD DP 140		
F 20-F35		DP 145 SHD DP 140		
F 45 V Diesel		DP 145 SHD DP 140		
F 46-F 86		DP 145 SHD DP 140		
H-Series H 161 AK-H 191 S-R		DP 145 SHD DP 140		
<b>Hanomag-Rheinstahl</b>				
A 28		DP 180 SHD DP 180		
Garant L, LL, EL, K		DP 180 SHD DP 180		
L 28		DP 180 SHD DP 180		
Markant L, LL, K, S		DP 180 SHD DP 180		
<b>Hino</b>				
FH / FS, FY		DP 180 SHD DP 180		
HB KY / HE		DP 145 SHD DP 140		
KB		DP 180 SHD DP 180		
KM KL KLR KR		DP 110L		
KY / ZM		DP 180 SHD DP 180		
<b>IFA</b>				
all other models		DP 180 SHD DP 180		
Multicar M24		DP 145 SHD DP 140		
<b>Ikarus</b>				
297.07 / 398.20		DP 180 SHD DP 180		
405 / 417		DP 225 SHD DP 225		
<b>Inbus</b>				
all other models		DP 225 SHD DP 225		
<b>Ino</b>				
HE		DP 145 SHD DP 140		
<b>Irisbus</b>				
ACCESS'BUS 127 GX 127	01.02-	DP 225 SHD DP 225		
ARWAY (243 kW)		DP 225 SHD DP 225		
ARWAY 12m / 12.8m	06.06-	DP 225 SHD DP 225		
AXER 12m / 12.8m	10.03-01.07	DP 225 SHD DP 225		
CITELIS (213 kW)		DP 225 SHD DP 225		
CITELIS 12 / 18 / 18 CNG	09.05-	DP 225 SHD DP 225		
CROSSWAY (243 kW)		DP 225 SHD DP 225		
CROSSWAY 10.6m / 12m / 12.8m	06.06-	DP 225 SHD DP 225		
DAILY TOURYS 16 / 19	11.06-	DP 110		
DOMINO 2001	10.03-	DP 225 SHD DP 225		
EVADYS (280 kW)		DP 225 SHD DP 225		
EVADYS H/HD 12m / 12.8m	10.03-	DP 225 SHD DP 225		

Brand/ Model designation	Year of manu- facture	DURACELL Professional	DURACELL Extreme	DURACELL Advanced
RECRO 12 m / 12.8 m	10.03-01.07	DP 225 SHD DP 225		
<b>IVECO</b>				
P/PA 159-17 - 340-34	12.79-12.93	DP 180 SHD DP 180		
Stralis AD/AT 440S33 - AD/ AT 440S43	02.02-	DP 240 EFB DP 225 SHD		
Stralis AS 190S40 - AS 260S56	02.02-	DP 190 EFB DP 180 SHD		
Zeta 109 - 14	01.79-12.92	DP 135 SHD		
Zeta 50-8 - 65-12	01.79-12.92		DE 92 AGM	DA 100
Zeta 79-10 - 95-14	01.79-12.92	DP 135 SHD		
Zeta A60-9 - A70-12	01.79-12.92		DE 92 AGM	DA 100
Daily I 30-8 - 59-12	01.78-04.99		DE 92 AGM	DA 100
Daily II 29L10 - 60C18	05.99-	DP 110		
EuroCargo 100E15 - 110E25	01.91-	DP 110		
EuroCargo 120E15 - 190E30	01.91-	DP 180 SHD DP 180		
EuroCargo 225E28 - 320E28	01.91-	DP 180 SHD DP 180		
EuroCargo 60E10 - 95E21	01.91-	DP 110		
EuroStar LD 190E38 - LD 440E52	01.93-02.02	DP 180 SHD DP 180		
EuroTech MH 190E24 - 440E43	09.98-	DP 190 EFB DP 180 SHD		
EuroTech MP 180E34 - 440E43	01.92-	DP 190 EFB DP 180 SHD		
EuroTech MT 180E24 - 440E43	01.92-08.98	DP 190 EFB DP 180 SHD		
EuroTrakker MP 190E30 - MP 260E44	01.93-11.04	DP 180 SHD DP 180		
EuroTrakker MP 340E34 - MP 720E47	01.93-11.04	DP 180 SHD DP 180		
M 115-17 - 175-24	06.82-12.92	DP 180 SHD DP 180		
MK 110-13 - 130-16	01.83-12.91	DP 170 SHD		
MK 75-9 - 90-13	01.83-12.91	DP 135 SHD		
P/PA Haubenfahrzeug 120-13 - 330-30	12.79-12.93	DP 180 SHD DP 180		
Stralis AD 190S27 - AD 260S45	02.02-	DP 190 EFB DP 180 SHD		
Stralis AS 260S50 (368 kW)	02.02-	DP 240 EFB DP 225 SHD		
Stralis AS 260S54 - AS 260S56	02.02-	DP 190 EFB DP 180 SHD		
Stralis AS/AT 440S40 - AS/ AT 440S56	02.02-	DP 240 EFB DP 225 SHD		
Trakker AD/AT 190T31 - AD/AT 720T50	10.04-	DP 240 EFB DP 225 SHD		
TurboStar 190-33 - 190-48	07.84-12.93	DP 190 EFB DP 180 SHD		
TurboTech 190-26 - 240-36	01.90-01.93	DP 190 EFB DP 180 SHD		
<b>IVECO Fiat</b>				
242			DE 92 AGM	DA 100
100AI/NC/NR/NT/PC 130AI/NC/NR/NT		DP 145 SHD DP 140		
135.14 - 165.24		DP 170 SHD		
170.23 - 330.36		DP 180 SHD DP 180		
260.25 - 330.36		DP 180 SHD DP 180		
54.12		DP 145 SHD DP 140		
625N			DE 92 AGM	DA 100
645N / 650N 655 / 662N / 672 / 673 / 683N		DP 145 SHD DP 140		
80NC/NR, 90NC			DE 92 AGM	DA 100
<b>IVECO Magirus</b>				
109-14		DP 135 SHD		
110-13 / 110-16 / 110-17		DP 170 SHD		
115-17 / 120-13 / 120-17		DP 180 SHD DP 180		

Brand/ Model designation	Year of manu- facture	DURACELL Professional	DURACELL Extreme	DURACELL Advanced
130-13 / 130-16		DP 170 SHD		
135-14 -340-34		DP 180 SHD DP 180		
50-9 / 60-11 / 65-9 / 65-12			DE 92 AGM	DA 100
75-9 - 95-14		DP 135 SHD		
AHB 6x4 (220 PS)		DP 180 SHD DP 180		
<b>IVECO OM</b>				
100, 120		DP 145 SHD DP 140		
<b>IVECO Unic</b>				
100 NC/NR/PC		DP 145 SHD DP 140		
109.14		DP 135 SHD		
110 NC/PC, 120, 130		DP 145 SHD DP 140		
110.14 - 135.17		DP 180 SHD DP 180		
130.16 / 135.17		DP 180 SHD DP 180		
130NC/NR/NT		DP 145 SHD DP 140		
140NC/NR/NT		DP 145 SHD DP 140		
145.17		DP 180 SHD DP 180		
150NL/NR, 159NC, 170NC/ NR/NT/U/TS		DP 145 SHD DP 140		
175.17 - 190.48		DP 180 SHD DP 180		
190.24-48		DP 180 SHD DP 180		
230 EURO		DP 145 SHD DP 140		
240.36 - 260.30		DP 180 SHD DP 180		
300 TS, 330.30 - 330.36		DP 180 SHD DP 180		
35.1 - 65.10			DE 92 AGM	DA 100
75P / PC		DP 140		
79.10 / 79.14		DP 135 SHD		
90 P		DP 140		
<b>Jelcz</b>				
all models		DP 180 SHD DP 180		
<b>Jonckheere</b>				
all models 12V		DP 180 SHD DP 180		
all models 24V		DP 180 SHD DP 180		
<b>Karosa</b>				
all models		DP 180 SHD DP 180		
<b>Kässbohrer</b>				
S 10 - 14 / S 103 / S 200 - 216 / S 300 - 315		DP 180 SHD DP 180		
S 100 - 150		DP 180 SHD DP 180		
S 7-9 / SG 175 / SG 180		DP 180 SHD DP 180		
S 80			DE 92 AGM	DA 100
Setra 260 DW		DP 135 SHD		
<b>KHD</b>				
M M 170 D 10 AL - M 180 R 12		DP 145 SHD DP 140		
M M 200 SH 110 U		DP 225 SHD DP 225		
M M 230 L 117 - M 230 R 120, L120		DP 145 SHD DP 140		
M M 230 TR 120, TL 120		DP 145 SHD DP 140		
<b>Leyland</b>				
145 Turbo		DP 110		

Brand/ Model designation	Year of manu- facture	DURACELL Professional	DURACELL Extreme	DURACELL Advanced
BEAR		DP 110L		
Bison BN		DP 110L		
Buffalo BU		DP 110L		
Chieftain		DP 110L		
Clydesdale		DP 110L		
COMET (Tilt Cab)		DP 110L		
Eland		DP 110L		
FA 2300 HAT / 2700 HS		DP 180 SHD DP 180		
FA 45.120 - 65.210		DP 110		
FAD 80.300 - 80.330		DP 180 SHD DP 180		
FAS 2300 HAT / 2700 HS		DP 180 SHD DP 180		
FG (2, 2 & 2, 5 l)		DP 110		
FM (2, 2 & 2, 5 l)		DP 110		
Freighter (12V)		DP 110		
FREIGHTERT 203 / T207 / T500		DP 110		
FT 2300/2700/3200		DP 180 SHD DP 180		
FT 85.330 - 95.430		DP 180 SHD DP 180		
FTG 85.330 - 95.430		DP 180 SHD DP 180		
Handyman		DP 110		
JU J4 D		DP 110L		
ROAD RUNNER (T211) / ROAD RUNNER (T45)		DP 110		
SUPER COMET (Tilt Cab)		DP 110		
WF(2.2 & 2.5 Litre)		DP 110		
<b>LIAZ</b>				
all models		DP 225 SHD DP 225		
<b>MACK</b>				
all models 12V		DP 110L		
<b>Magirus-Deutz</b>				
Bus E113		DP 135 SHD		
Bus M2000 / R106		DP 170 SHD		
Bus R80 R/L81			DE 92 AGM	DA 100
Bus SH 105/110/120/170		DP 180 SHD DP 180		
Bus T117 L117 / TL100 L100 / TL120 L120 / TR100 R100		DP 170 SHD		
D 100 D / 120 D / 130 D		DP 180 SHD DP 180		
D 170 D		DP 135 SHD		
D 232 D / 256 D / 270 D / 310 D / 340 D		DP 180 SHD DP 180		
D 75 D / 80 D		DP 180 SHD DP 180		
D 85 D / 90 D / 135 D		DP 135 SHD		
L 260 L 117		DP 170 SHD		
M 120 R 80			DE 92 AGM	DA 100
M 130M / 160 M / 168 M		DP 180 SHD DP 180		
M 170 D		DP 145 SHD DP 140		
M 170 SH 110 / M 200 SH 110 U		DP 180 SHD DP 180		
M 192 M		DP 140		
M 256 M / 320 M		DP 180 SHD DP 180		
M 320 M		DP 180 SHD DP 180		
M 90 M		DP 135 SHD		
M 90 M		DP 140		
R 130 R 81			DE 92 AGM	DA 100
SH 230 SH 110		DP 180 SHD DP 180		
<b>MAN</b>				
E 2000		DP 180 SHD DP 180		

# TRUCKS AND BUSES

Brand/ Model designation	Year of manu- facture	DURACELL Professional	DURACELL Extreme	DURACELL Advanced
EL 202/222/262	01.93-01.01	DP 225 SHD DP 225		
EM 192/222/223	08.87-	DP 180 SHD DP 180		
F 2000 19.233 - 41.464	01.94-	DP 180 SHD DP 180		
F 90 19.242 - 19.502	06.86-12.97	DP 145 SHD DP 140		
F 90 24.242 - 48.462	06.86-12.97	DP 180 SHD DP 180		
F 90 Unterflur 19.322 - 26.422	06.86-09.96	DP 145 SHD DP 140		
G 6.90 - 10.136	10.79-08.88	DP 145 SHD DP 140		
G 90 6.100 - 10.150	09.87-05.95	DP 145 SHD DP 140		
L 2000 8.103 - 12.225	10.93-	DP 145 SHD DP 140		
LION'S COACH FRH 352, RH 353 / FRH 402	09.95-	DP 225 SHD DP 225		
LION'S COACH RH 403, RH 413, RH 463, RHC 464	09.95-	DP 225 SHD DP 225		
LION'S STAR FRH 352, RH 353 / FRH 402	03.91-	DP 225 SHD DP 225		
LION'S STAR RH 403, RH 414, RHS 414 / RH 464, RHS 464	03.91-	DP 225 SHD DP 225		
LIONS CITY	01.04-	DP 225 SHD DP 225		
LIONS COMFORT RN 313 / RN 353	09.96-	DP 225 SHD DP 225		
M 2000 L 12.163 - 26.284	09.99-	DP 145 SHD DP 140		
M 2000 M 14.224 - 25.284	08.95-12.05	DP 145 SHD DP 140		
M 90 12.152 - 24.272	08.88-12.98	DP 145 SHD DP 140		
NG 262/263/272/312/313	08.92-	DP 180 SHD DP 180		
NL 202/222/262/263/313	09.88-	DP 180 SHD DP 180		
NM 152/182/192/222/223	08.87-	DP 145 SHD DP 140		
NÜ 263/313/353	03.96-	DP 180 SHD DP 180		
R R/FR/FRH 292, FRH 362	05.85-01.93	DP 225 SHD DP 225		
SD 200	04.74-04.94	DP 180 SHD DP 180		
SD 202	04.74-04.94	DP 225 SHD DP 225		
SG 220/240/242/292/312/322	09.72-	DP 180 SHD DP 180		
SL 200	06.72-04.87	DP 180 SHD DP 180		
SL II SL 202	04.84-05.96	DP 180 SHD DP 180		
SM 152	08.87-	DP 145 SHD DP 140		
SM 182/192	08.87-	DP 180 SHD DP 180		
SR 240/280/321	02.75-08.94	DP 180 SHD DP 180		
SÜ 240/242/263/272/292/313/322	04.93-05.95	DP 180 SHD DP 180		
TGA 18.310 - 19.480	03.00-02.05	DP 190 EFB DP 180 SHD		
TGA 18.310 - 19.480	03.05-	DP 190 EFB DP 180 SHD		
TGA 24.350 - 41.660	03.00-02.05	DP 190 EFB DP 180 SHD		
TGA 24.350 - 41.660	03.05-	DP 240 EFB DP 225 SHD		

Brand/ Model designation	Year of manu- facture	DURACELL Professional	DURACELL Extreme	DURACELL Advanced
TGE 2,5 TDI 100-130kW Start/Stop	03.17-		DE 92 AGM	DA 100
TGE 2,5 TDI 65-80kW Start/Stop	03.17-		DE 70AGM	DA 77H
TGL 7.150 - 12.250	04.05-	DP 145 SHD DP 140		
TGM 12.240 - 26.340	10.05-	DP 190 EFB DP 180 SHD		
TGS 18.320 - 18.540	10.07-	DP 190 EFB DP 180 SHD		
TGS 24.320 - 41.540	10.07-	DP 240 EFB DP 225 SHD		
TGX 18.360 - 18.540	10.07-	DP 190 EFB DP 180 SHD		
TGX 24.360 - 41.680	10.07-	DP 240 EFB DP 225 SHD		
ÜL 242/272/292/313/353	09.89-	DP 190 EFB DP 180 SHD		
<b>MAS</b>				
all models		DP 180 SHD DP 180		
<b>Meili</b>				
MD 1000		DP 110		
MD 1001		DP 110		
<b>Menarini</b>				
316.13		DP 170 SHD		
370.10.27		DP 170 SHD		
370.12.25		DP 170 SHD		
418 AC		DP 225 SHD DP 225		
419 AL		DP 225 SHD DP 225		
A 70.12				DA 95
<b>Mercedes-Benz</b>				
ACTROS 1831 - 4148	04.96-10.02	DP 240 EFB DP 225 SHD		
ACTROS MP2 1832 - 5048	10.02-	DP 240 EFB DP 225 SHD		
ATEGO 2 712 - 1624	10.04-	DP 190 EFB DP 180 SHD		
ATEGO 712 - 2628	01.98-10.04	DP 190 EFB DP 180 SHD		
AXOR 1823 - 3228	09.01-10.04	DP 190 EFB DP 180 SHD		
AXOR 2 1823 - 3343	10.04-	DP 240 EFB DP 225 SHD		
CITARO (O 530) G/GNG/N/NG/L	01.98-	DP 225 SHD DP 225		
CITO (O 520) 130 kW	09.98-	DP 225 SHD DP 225		
CONECTO (O 345) C/H/M/UE	11.01-	DP 225 SHD DP 225		
ECONIC 1823 - 3233	03.98-	DP 225 SHD DP 225		
LK/LN2 709 - 2024	01.84-12.98		DE 92 AGM	DA 100
LP 608 - LP 1113	09.63-12.84		DE 92 AGM	DA 100
MB-TRAC 1000/1100	07.73-12.91	DP 180 SHD DP 180		
MB-TRAC 1300/1400/1500	07.73-12.91	DP 180 SHD DP 180		
MB-TRAC 65/70, 700/800	07.73-12.91	DP 145 SHD DP 140		
MB-TRAC 900	07.73-12.91	DP 145 SHD DP 140		
MK 1222 - 2534	12.87-09.96	DP 145 SHD DP 140		
NG 1013 - 3836	08.73-09.96	DP 145 SHD DP 140		
O 301	09.85-12.87	DP 145 SHD DP 140		
O 303	10.74-09.92	DP 180 SHD DP 180		



Brand/ Model designation	Year of manu- facture	DURACELL Professional	DURACELL Extreme	DURACELL Advanced
O 305	09.67-07.77	DP 225 SHD DP 225		
O 307	04.73-12.87	DP 225 SHD DP 225		
O 309	01.68-02.89		DE 92 AGM	DA 100
O 340	01.91-06.95	DP 225 SHD DP 225		
O 402	10.85-12.91	DP 145 SHD DP 140		
O 404	09.91-10.99	DP 225 SHD DP 225		
O 405	09.84-	DP 225 SHD DP 225		
O 407	03.87-11.01	DP 225 SHD DP 225		
O 408	09.89-12.98	DP 170 SHD		
SK 1728 - 4850	07.87-09.96	DP 145 SHD DP 140		
T1/TN 407 D - 410 D	01.77-06.95		DE 92 AGM	DA 100
T2/L L 407 D - LK 911	01.68-12.88		DE 92 AGM	DA 100
T2/LN1 507D - 814D	03.86-12.94	DP 145 SHD DP 140		
TOURINO (O 510)	10.03-	DP 225 SHD DP 225		
TOURISMO (O 350)	09.94-	DP 225 SHD DP 225		
TOURO (O 500)	10.01-	DP 225 SHD DP 225		
TRAVEGO (O 580)	10.99-	DP 225 SHD DP 225		
UNIMOG U 100/110, U 1000 - U 2450	01.66-	DP 145 SHD DP 140		
UNIMOG U 300/400	01.66-	DP 145 SHD DP 140		
UNIMOG U 500	01.66-	DP 145 SHD DP 140		
UNIMOG U 66/72/90, U 800/900		DP 145 SHD DP 140		
VARIO 512 D - 818 D	09.96-		DE 92 AGM	DA 100
<b>Mitsubishi</b>				
Canter 35/55/60/75	10.97-	DP 110L		
<b>Mowag</b>				
A 8			DE 70 AGM	DA 77H
AW-100				DA 70L
B-300			DE 70 AGM	DA 77H
W-300 B				DA 70L
<b>Multicar</b>				
M25 1,9 / 2,2	01.78-12.92	DP 145 SHD DP 140		
M26 1,9 / 2,5 / 2,8 /EcoLine, ProfiLine, TransLine	06.92-		DE 92 AGM	DA 100
Tremo 501 / 601 / Carrier, S	09.98-		DE 92 AGM	DA 100
UX100 H, M	01.99-		DE 92 AGM	DA 100
<b>Neoplan</b>				
Centroliner N 4407/4411/ 4416/4420/4421	10.98-	DP 180 SHD DP 180		
Cityliner N 116/N 1216	04.73-	DP 180 SHD DP 180		
Euroliner N 3316/3318	10.98-	DP 180 SHD DP 180		
Jetliner N 208/213/214/216	09.73-09.93	DP 180 SHD DP 180		
Skyliner N 122	09.73-	DP 225 SHD DP 225		
Spaceliner N 117	09.79-	DP 225 SHD DP 225		
Starliner N 516 - N 5218	09.96-	DP 225 SHD DP 225		
Tourliner N 2216	09.02-	DP 225 SHD DP 225		
Transliner N 314/316/321	12.88-	DP 180 SHD DP 180		

Brand/ Model designation	Year of manu- facture	DURACELL Professional	DURACELL Extreme	DURACELL Advanced
Trendliner N 3516	09.04-	DP 225 SHD DP 225		
<b>Nissan</b>				
Atleon 110.35, 110.56, 120.35, 120.56, 140.70	09.00-		DE 92 AGM	DA 100
Atleon 110.56, 120.56, 140.75, 165.76		DP 110		
L50 - 90		DP 110		
Trade 100 (78 kW) / 3,0 (63 kW) / 75 (55 kW)	03.87-12.00		DE 70 AGM	DA 77H
<b>OM</b>				
100 - 130 Series		DP 135 SHD		
150 - 200 Series		DP 170 SHD		
40 - 75				DA 95
Daino, Leoncino, Lupetto				DA 70L
Leoncino, Lupetto D				DA 95
Tigrotto				DA 70L
<b>Otomarsan</b>				
O 302		DP 145 SHD DP 140		
<b>Pegaso</b>				
360		DP 180 SHD DP 180		
1100 - 1136			DE 92 AGM	DA 100
1223 - 1236 / 2331 - 2334 / 2426		DP 180 SHD DP 180		
3041 - 3050 / 3560			DE 92 AGM	DA 100
5068 / 75 / COMET1091 / 1098 / EKUS 100 Turbo / J4 800			DE 92 AGM	DA 100
<b>Praga</b>				
S 5 T		DP 135 SHD		
UV 80			DE 92 AGM	DA 100
V 3 S		DP 135 SHD		
<b>Renault Trucks</b>				
B 55/70/90/110-50	01.83-09.95		DE 92 AGM	DA 100
Berliet 130 B/TB, 150 B		DP 180 SHD DP 180		
G 210.16 - 340.19	10.82-09.91	DP 145 SHD DP 140		
Magnum DXi 440.18 - 520.26, E.TECH 400.18 - 480.26	09.90-	DP 240 EFB DP 225 SHD		
Major R 340ti.16 - 420ti.35	05.91-10.96	DP 190 EFB DP 180 SHD		
Manager G 200.13 - 340.26	09.91-10.96	DP 190 EFB DP 180 SHD		
Mascott 2,8-3,0 D 110.35 - 160.65	01.99-06.10	DP 110		
Maxter G 230ti.19 - 340ti.40	10.92-06.97	DP 145 SHD DP 140		
Messenger B 80.35 - 120.65	05.92-06.99		DE 92 AGM	DA 100
Midliner M 140.12 - 250.16, ME 160.13-180.15, S 100.06 - 220.14	09.83-01.00	DP 135 SHD		
Midlum 135.08 - 280.18	01.00-	DP 190 EFB DP 180 SHD		
Premium 2 Distribution/ Lander 240.18 - 460.19, Route 330.18 - 460.26	10.05-	DP 190 EFB DP 180 SHD		
Premium Distribution 210.16 - 420.18, Route 300.16 - 420.26	04.96-12.05	DP 180 SHD DP 180		
R 310.16 - 350.26	10.80-10.91	DP 170 SHD		
R 365.17 - 420.35	10.80-10.91	DP 190 EFB DP 180 SHD		
Saviem 10.215 - 19.280		DP 145 SHD DP 140		
Saviem 21.215 - 32.256		DP 145 SHD DP 140		
Saviem 6126 - 9168		DP 145 SHD DP 140		

# TRUCKS AND BUSES

Brand/ Model designation	Year of manu- facture	DURACELL Professional	DURACELL Extreme	DURACELL Advanced
Saviem 650, 1080		DP 145 SHD DP 140		
Saviem HL, HM, HN, HP		DP 145 SHD DP 140		
Saviem JK 60 / JN 80		DP 145 SHD DP 140		
Saviem JN, JP, JR / JX		DP 145 SHD DP 140		
Saviem P 35 D / PS 30 / PS 30 (TELMA)		DP 145 SHD DP 140		
Saviem SM (24V) 5, SM 6/7/8-13		DP 145 SHD DP 140		
Saviem TP 3			DE 92 AGM	DA 100
Berliet 90 B		DP 145 SHD DP 140		
Berliet C 210-380, CBH 280/340, CLM 280/340		DP 180 SHD DP 180		
Berliet GB 131, GB/GC 191		DP 145 SHD DP 140		
Berliet GC 191		DP 145 SHD DP 140		
Berliet GLR 190/230		DP 180 SHD DP 180		
Berliet GR 191/280/305/320/350		DP 180 SHD DP 180		
Berliet JK 60/65/75		DP 145 SHD DP 140		
Berliet PR 10/12/14		DP 180 SHD DP 180		
Berliet TB 191		DP 145 SHD DP 140		
Berliet TBH 280		DP 170 SHD		
Berliet TBK6, TCK8, TEK6		DP 180 SHD DP 180		
Berliet TR 250 - 350, TRH 320 - 350		DP 180 SHD DP 180		
C 210.19-340.19, CBH 280.26-385.34, CCH 300.26-300.30	10.82-10.98	DP 135 SHD		
C CLM 280.19-385.25, CLR 230.19	10.82-10.98	DP 135 SHD		
G 170.11 - 200.18	10.82-09.91	DP 145 SHD DP 140		
Kerax 260.18 - 500.32	06.97-	DP 190 EFB DP 180 SHD		
Magnum AE 385.18 - 560.26	09.90-	DP 190 EFB DP 180 SHD		
<b>Robur</b>				
all models		DP 170 SHD		
<b>Roman</b>				
all other models		DP 225 SHD DP 225		
L 60		DP 180 SHD DP 180		
S 400		DP 180 SHD DP 180		
W 50		DP 180 SHD DP 180		
<b>Santana</b>				
LR 119 2,3		DP 145 SHD DP 140		
LR 2000 3,4 D, -Ejercito		DP 145 SHD DP 140		
<b>Saurer</b>				
other models		DP 145 SHD DP 140		
D D 180 - D 330		DP 145 SHD DP 140		
<b>Sava</b>				
5720			DE 92 AGM	DA 100
J41000, J41100, J4700, J4800			DE 92 AGM	DA 100
<b>Scammel</b>				
Handyman			DE 92 AGM	DA 100

Brand/ Model designation	Year of manu- facture	DURACELL Professional	DURACELL Extreme	DURACELL Advanced
<b>Scania</b>				
2 - Series 112,92	05.80-05.88	DP 145 SHD DP 140		
2 - Series 82	05.80-05.88	DP 145 SHD DP 140		
2 - Series R/T 142	05.80-05.88	DP 180 SHD DP 180		
3 - Series 113, T 113	01.88-12.96	DP 180 SHD DP 180		
3 - Series 143, T 143	01.88-12.96	DP 180 SHD DP 180		
3 - Series 93, T 93	01.88-12.96	DP 145 SHD DP 140		
3 - Series bus K 113, L 113	01.89-12.97	DP 180 SHD DP 180		
3 - Series bus K 93	01.89-12.97	DP 145 SHD DP 140		
4 - Series 114, 94, T 114, T 94	09.95-09.04	DP 190 EFB DP 180 SHD		
4 - Series 124 / 144 / 164	09.95-09.04	DP 240 EFB DP 225 SHD		
4 - Series T 124 / 144	09.95-09.04	DP 240 EFB DP 225 SHD		
G 230/270/340/380/420	03.04-	DP 190 EFB DP 180 SHD		
P/G/R 230-480	03.04-	DP 190 EFB DP 180 SHD		
P/G/R/T 230-620	03.04-	DP 240 EFB DP 225 SHD		
<b>Seddon Atkinson</b>				
2-11 Series / 200 Series / 201 Series		DP 110		
B 21.215B		DP 145 SHD DP 140		
C 26.245C, 26.280C		DP 180 SHD DP 180		
Europacer / Pacer		DP 190 EFB DP 180 SHD		
Pegaso		DP 240 EFB DP 225 SHD		
Strato Cruiser		DP 180 SHD DP 180		
Strato sleeper cab		DP 180 SHD DP 180		
<b>Setra</b>				
Comfort Class 400 S 415 - 417	10.03-	DP 225 SHD DP 225		
Top Class 400 S 411 - 431	06.01-	DP 225 SHD DP 225		
<b>Shelvolke &amp; Dempster</b>				
1290 - 1891		DP 180 SHD DP 180		
320, 320 (6x6)		DP 180 SHD DP 180		
680 M, 790		DP 145 SHD DP 140		
890, 990, 990A		DP 180 SHD DP 180		
TBY (24V)		DP 110L		
<b>Sisu</b>				
A-45 CL		DP 180 SHD DP 180		
E 11, E 12, E 14, E 18		DP 180 SHD DP 180		
Jury		DP 180 SHD DP 180		
Kontio		DP 180 SHD DP 180		
M-Series		DP 180 SHD DP 180		
SK 170, 171, 190		DP 180 SHD DP 180		

Brand/ Model designation	Year of manu- facture	DURACELL Professional	DURACELL Extreme	DURACELL Advanced
SL 190, 210		DP 180 SHD DP 180		
SM 220, 280, 300, 332, 372		DP 180 SHD DP 180		
SR 160, 300, 320		DP 180 SHD DP 180		
<b>Skoda</b>				
Bus AB 21		DP 135 SHD		
<b>Spykstaal</b>				
all models petrol			DE 70 AGM	DA 77H
all models diesel			DE 92 AGM	DA 100
<b>Steyr Daimler Puch</b>				
991		DP 180 SHD DP 180		
10 S-Series 10 S 14 / 10 S 18		DP 135 SHD		
11 S-Series 11 S 14 / 11 S 18			DE 92 AGM	DA 100
12 M-Series 12 M 18 / 12 M 21		DP 145 SHD DP 140		
12 S-Series 12 S 14 / 12 S 18 / 12 S 21		DP 135 SHD		
1290-Series 1290		DP 180 SHD DP 180		
1291-Series 1291		DP 145 SHD DP 140		
13 S-Series 13 S 23 / 13 S 14 / 13 S 18 / 13 S 21		DP 135 SHD		
1391-Series 1391		DP 145 SHD DP 140		
14 S-Series 14 S 14 / 14 S 18 / 14 S 21		DP 135 SHD		
1490-Series 1490		DP 145 SHD DP 140		
1491-Series 1491		DP 145 SHD DP 140		
15 S-Series 15 S 23 / 15 S 14 / 15 S 18 / 15 S 21		DP 145 SHD DP 140		
16 S-Series 16 S 21 / 16 S 23 / 16 S 14 / 16 S 18		DP 145 SHD DP 140		
17 S-Series 17 S 18 / 17 S 21 / 17 S 23		DP 145 SHD DP 140		
1890-Series 1890		DP 180 SHD DP 180		
1891-Series 1891		DP 180 SHD DP 180		
19 S-Series 19 S 24 / 19 S 28		DP 145 SHD DP 140		
19 S-Series 19 S 31 / 19 S 34 / 19 S 37		DP 180 SHD DP 180		
19 S-Series 19 S 39		DP 145 SHD DP 140		
22 S-Series 22 S 28		DP 145 SHD DP 140		
22 S-Series 22 S 31 / 22 S 34 / 22 S 37		DP 180 SHD DP 180		
26 S-Series 26 S 28		DP 145 SHD DP 140		
26 S-Series 26 S 31 / 26 S 34 / 26 S 37		DP 180 SHD DP 180		
2891-Series 2891		DP 145 SHD DP 140		
32 S-Series 32 S 28		DP 145 SHD DP 140		
32 S-Series 32 S 31 / 32 S 34 / 32 S 37		DP 180 SHD DP 180		
33 S-Series 33 S 31 / 33 S 34		DP 145 SHD DP 140		
380, 780		DP 145 SHD DP 140		
40 S-Series 40 S 31 / 40 S 34 / 40 S 37		DP 145 SHD DP 140		
480-Series 480		DP 145 SHD DP 140		

Brand/ Model designation	Year of manu- facture	DURACELL Professional	DURACELL Extreme	DURACELL Advanced
586/590-Series 586, 590		DP 145 SHD DP 140		
591/691-Series 591, 691 680/690-Series 680, 690			DE 92 AGM	DA 100
790/791-Series 790, 791		DP 145 SHD DP 140		
880/990/991-Series 880, 990, 991		DP 180 SHD DP 180		
890/891-Series 890		DP 145 SHD DP 140		
Pinzgauer Turbo D			DE 92 AGM	DA 100
S 9 S 14 / 9 S 18		DP 135 SHD		
SFL 11 HUA 280		DP 180 SHD DP 180		
SG 18 HUA 280		DP 180 SHD DP 180		
SL 11 HU 250 / SL 11 HUA 280		DP 180 SHD DP 180		
SS 11 HU 200 / SS 11 HUA 280		DP 180 SHD DP 180		
<b>Tatra</b>				
P/S 148 P3, 148S1/S3/S256		DP 180 SHD DP 180		
T 138 / 148		DP 190 EFB DP 180 SHD		
T 813 / 815 / 815-2		DP 240 EFB DP 225 SHD		
<b>Terberg</b>				
Com.Tr 200/4 200/6		DP 145 SHD DP 140		
F 1100/1150/1350/ 1450/1550		DP 145 SHD DP 140		
F 1850/1900/2000/2850		DP 180 SHD DP 180		
F950/975/1050		DP 145 SHD DP 140		
FM 1350/1450/1950/ 2000/2800/3000		DP 180 SHD DP 180		
RT20 / RT220 4 x 4		DP 145 SHD DP 140		
SF 1200/1300/1350/1450		DP 145 SHD DP 140		
TER 170/190		DP 145 SHD DP 140		
TER 200/280		DP 145 SHD DP 140		
TSR 100U/1025/1100		DP 145 SHD DP 140		
TT17		DP 180 SHD DP 180		
YT180 4 x 2		DP 145 SHD DP 140		
<b>Toyota</b>				
Dyna 100				DA 60
Dyna 100 Diesel				DA 70
Dyna 150				DA 60L
Dyna 150 - 200 Diesel				DA 95
Dyna 2,5 - 4,6 D4D				DA 95
Dyna LY60 - LH80				DA 70L
Dyna YH81				DA 60L
Dyna YH81 Diesel				DA 70L
F6		DP 225 SHD DP 225		
HJ 45 (Diesel)				DA 70L
Stout (RK 110)				DA 70L
<b>VEB FZ. Werke</b>				
L 60-Series L 60		DP 180 SHD DP 180		
Multicar M 21 / M 24 / M 25 / M 25A		DP 145 SHD DP 140		
W 50-Series W 50		DP 145 SHD DP 140		

# TRUCKS AND BUSES

Brand/ Model designation	Year of manu- facture	DURACELL Professional	DURACELL Extreme	DURACELL Advanced
<b>Volkswagen</b>				
L 80 4,3 -Delivery, Worker, G 90	07.95-		DE 92 AGM	DA 100
<b>Volvo</b>				
7700	06.06-	DP 225 SHD DP 225		
9700	04.01-	DP 225 SHD DP 225		
9900	10.01-	DP 225 SHD DP 225		
B 12	01.92-	DP 180 SHD DP 180		
F 10/F 12 F10/260-320, F12/320-410	08.77-12.94	DP 145 SHD DP 140		
F 16/470-500	10.87-12.94	DP 190 EFB DP 180 SHD		
F 4 F406/408		DP 110		
F 6 F609-617		DP 110		
F 7		DP 145 SHD DP 140		
FE 240-18 - 340-26	05.06-	DP 190 EFB DP 180 SHD		
FH 12 FH12/340-500	08.93-	DP 190 EFB DP 180 SHD		
FH 16 FH16/470-700	08.93-	DP 190 EFB DP 180 SHD		
FH 400 - 610	09.05-	DP 240 EFB DP 225 SHD		
FL 10 / FL 12 FL10/280-360, FL12/380-420	09.85-09.98	DP 145 SHD DP 140		
FL 108-10 - 250-18	03.00-	DP 145 SHD DP 140		
FL 4 FL408	02.86-10.89	DP 110		
FL 6 FL608 - 619	09.85-03.00	DP 145 SHD DP 140		
FL 7 FL7/230-290	09.85-09.98	DP 145 SHD DP 140		
FL II FL240-12 - 290-18	05.06-	DP 190 EFB DP 180 SHD		
FLC 140	09.96-09.00	DP 110		
FM 10, FM 12FM10/ 320-460, FM12/340-460	09.98-09.05	DP 190 EFB DP 180 SHD		
FM 300 - 500	09.05-	DP 240 EFB DP 225 SHD		
FM 7, FM 9 FM7/250-290, FM9/260-380	08.98-09.05	DP 190 EFB DP 180 SHD		
FS 7 FS718	11.91-03.96	DP 145 SHD DP 140		
N 10 N10/270-300	01.73-12.89	DP 145 SHD DP 140		
NH 12 NH12/380-420	05.99-	DP 190 EFB DP 180 SHD		



# AGRICULTURAL/CONSTRUCTION MACHINERY

Brand/ Model designation	Year of manu- facture	DURACELL Professional	DURACELL Extreme	DURACELL Advanced
<b>Adriatica</b>				
Major Mac, Master Mac			DE 70 AGM	DA 77H
Super Mac				DA 50H
<b>Aebi</b>				
KT 65, KT 80			DE 92 AGM	DA 100
MFH 500, 2500			DE 92 AGM	DA 100
Multicar FUMO, Hydrostat			DE 92 AGM	DA 100
Multicar TREMO			DE 92 AGM	DA 100
T 80, T 90			DE 92 AGM	DA 100
TP 20 - TP 67			DE 92 AGM	DA 100
TP 35			DE 92 AGM	DA 100
TP 48, P			DE 92 AGM	DA 100
TP 68			DE 92 AGM	DA 100
TP 88			DE 92 AGM	DA 100
TP 98 K			DE 92 AGM	DA 100
TT 120 - TT 270			DE 92 AGM	DA 100
TT 40			DE 70 AGM	DA 77H
TT 55			DE 70 AGM	DA 77H
TT 75			DE 70 AGM	DA 77H
TT 77, TT 80			DE 92 AGM	DA 100
Universal H 77			DE 92 AGM	DA 100
<b>Agip-Fiori</b>				
Concretedumper 2 tons				DA 70L
<b>Agrale</b>				
BX 6110, BX 6150		DP 145 SHD DP 140		
<b>Agria</b>				
8500			DE 70 AGM	DA 77H
9300				DA 50H
4700, 4800 (15, 16, 23 HP)				DA 50H
4800 Ruggerini				DA 50H
4800/45 (16 HP), 4800/48 (12&16 HP)				DA 50H
4900 - 7200				DA 50H
9900 E			DE 70 AGM	DA 77H
<b>Agrifull</b>				
230 C - 355 C			DE 70 AGM	DA 77H
50 - 65			DE 80 AGM	DA 80
68 SC				DA 50H
70 C - 80 C			DE 92 AGM	DA 100
Derby 60, Griso 70, 75			DE 80 AGM	DA 80
Jolly 40, 50			DE 70 AGM	DA 77H
Pinto 6110, Pinto 6115		DP 180 SHD DP 180		
<b>Agrostroy</b>				
SP8-050		DP 180 SHD DP 180		
TZ-4K14			DE 60 EFB	DA 63H
<b>Ahlmann-Mecalac</b>				
AS 12		DP 145 SHD DP 140		
<b>Akerman-Volvo</b>				
EC280		DP 145 SHD DP 140		
EC340, 390, 420, 450, 620, 650		DP 180 SHD DP 180		
<b>Aktiv</b>				
Combine harvester 580 - 690			DE 92 AGM	DA 100
<b>Aktiv-Sampo</b>				
Combine harvester 580 - 690			DE 92 AGM	DA 100
<b>AL-KO</b>				
all models				DA 50H
<b>Allis-Chalmers</b>				
545, serie B		DP 110		
<b>AMA</b>				
AMA 7CP 140S, 185 S, 250 S		DP 180 SHD DP 180		
AMA AMV1.L borrvagn				DA 50H
C-140S, 185 S, 250 S		DP 180 SHD DP 180		
SC 30DS, - 40 DS			DE 70 AGM	DA 77H
SC 40 DS			DE 92 AGM	DA 100

Brand/ Model designation	Year of manu- facture	DURACELL Professional	DURACELL Extreme	DURACELL Advanced
SC 5DS		DP 145 SHD DP 140		
<b>Ameise</b>				
EJC - EJ12B		DP 180 SHD DP 180		
Propermat KS 55, 57		DP 180 SHD DP 180		
Propermat PSE				DA 50H
<b>Antonio-Carraro</b>				
all models			DE 70 AGM	DA 77H
<b>ARA</b>				
Excavator all models		DP 180 SHD DP 180		
<b>Arbra</b>				
Rotary snow-plough SD 15, SG 15				DA 70L
<b>Armal</b>				
MV 135, 185, 250		DP 145 SHD DP 140		
<b>Arnoux</b>				
W 33 - 45			DE 80 AGM	DA 80
<b>ASEA</b>				
G(B, D, G) T120-1, H120-1, 25-1		DP 110		
H120-1, H25-1		DP 110		
<b>Atila</b>				
Excavators 1202 - 1602		DP 180 SHD DP 180		
Excavators 1704		DP 145 SHD DP 140		
<b>Atkinson</b>				
DUMP TRUCK ( Other Eng.)		DP 110		
<b>Atlas</b>				
1102 - 1902		DP 170 SHD		
1602B/D, 1622D, 1702, 1902		DP 170 SHD		
<b>Atlas Copco</b>				
1602		DP 180 SHD DP 180		
35B, 35D		DP 110		
58 I/S, 75 DBA		DP 110		
80 I/S		DP 145 SHD DP 140		
Air Partner Unit		DP 110		
Derrick Boomer H 175		DP 110		
H775		DP 110		
PNS 1200		DP 180 SHD DP 180		
PR365RD, PR363COD, PR600RD		DP 110L		
PR600, PR 600Cud, PR600Rd		DP 110L		
PT1200Gd		DP 180 SHD DP 180		
VSS335		DP 145 SHD DP 140		
VT3/4, VT5		DP 110L		
VT6		DP 110		
XRHS 350		DP 170 SHD		
<b>Aveling-Barford</b>				
GB, GF, GR		DP 110L		
GC		DP 180 SHD DP 180		
GC (Ford & Ruston Eng.)		DP 145 SHD DP 140		
GC4 (Lister & Ford Eng.)		DP 170 SHD		
GC4 (Lister 24V)		DP 145 SHD DP 140		
GD		DP 180 SHD DP 180		
GD4 (Perkins & Ford Eng.)		DP 170 SHD		
GF & GR		DP 145 SHD DP 140		

\* Bei Batterieeinbau unter dem Fahrersitz ist oftmals unbedingt die Batterietype DA 77T/DA 70 (Box LB3 mit Gesamthöhe 175mm) einzusetzen./  
When installing the battery under the driver's seat, the battery type DA 77T/DA 72 (box LB3 with total height 175mm) must often be used.

# AGRICULTURAL/CONSTRUCTION MACHINERY

Brand/ Model designation	Year of manu- facture	DURACELL Professional	DURACELL Extreme	DURACELL Advanced
MT1		DP 110		
SR1		DP 110L		
SW4, SW5		DP 110L		
TS185, 200, 230 (Leyland, Ford, Perkins Eng.)		DP 145 SHD DP 140		
VR3, VR4		DP 110L		
<b>AVTO</b>				
B 335, Belarus 40, 611, 800, Belarus 820, Commodore D 254			DE 80 AGM	DA 80
		DP 145 SHD DP 140		
D 45, F 43/8 S, MTS 82, MTZ 80			DE 80 AGM	DA 80
T 150 K			DE 80 AGM	DA 80
T 600, 604, Titan 1100 - 1310			DE 80 AGM	DA 80
<b>Barber-Greene</b>				
522 - 879 Benzin/petrol				DA 70L
Barker B 1000				DA 70
<b>Bautz</b>				
1111			DE 92 AGM	DA 100
1301		DP 180 SHD DP 180		
2000			DE 92 AGM	DA 100
1100 - 1310			DE 80 AGM	DA 80
AL 122 - AW 120 U			DE 70 AGM	DA 77H
D 12, 14			DE 92 AGM	DA 100
D 254		DP 135 SHD		
T 600			DE 92 AGM	DA 100
T 600 V				DA 95
T 600/30 /40/600S				DA 70
T 604			DE 92 AGM	DA 100
<b>BCS</b>				
701			DE 60 EFB	DA 63H
Motofalciatrici				DA 50H
<b>Belarus</b>				
1507		DP 145 SHD DP 140		
Tractors DZ133, 820, 525		DP 110		
Tractors LT2-T40, LT2-T40K		DP 170 SHD		
<b>Belos</b>				
Garden Tractors 252 - 275				DA 45
Garden Tractors 816, 817				DA 50H
<b>Belotti</b>				
B 75		DP 225 SHD DP 225		
<b>Benati</b>				
all models			DE 70 AGM	DA 77H
<b>Berkby</b>				
2600 - 6300			DE 70 AGM	DA 77H
<b>Bertolini</b>				
421				DA 50H
310 - 315				DA 70L
424 - 432			DE 60 EFB	DA 63H
4503 C			DE 60 EFB	DA 63H
510 - 534			DE 60 EFB	DA 63H
533 DT				DA 70L
<b>Bima</b>				
285, 300, 325, 360		DP 180 SHD DP 180		
<b>Blaw Knox</b>				
PF 35				DA 70L
<b>Bobard</b>				
410 - 580 TR			DE 80 AGM	DA 80
53 B, 58, 68 L			DE 92 AGM	DA 100
620, 621			DE 92 AGM	DA 100
625 A, 630 Turbo			DE 80 AGM	DA 80
70, 77, 730			DE 92 AGM	DA 100
A 35, B 30			DE 80 AGM	DA 80
B 45			DE 92 AGM	DA 100
B 54, Bob K 53 B, C 70 - CC III 55, Ceres 3000			DE 80 AGM	DA 80
H 35, 55, K 1000/40, K 30 - K38			DE 80 AGM	DA 80

Brand/ Model designation	Year of manu- facture	DURACELL Professional	DURACELL Extreme	DURACELL Advanced
K 42 - K 68 L			DE 92 AGM	DA 100
M 30, 40, 45			DE 80 AGM	DA 80
M 55, 75, 90			DE 92 AGM	DA 100
M 60 3 rangs			DE 80 AGM	DA 80
M 90 4x4			DE 92 AGM	DA 100
MT 95, P 30, Poly-Bob			DE 80 AGM	DA 80
PX 55 - PX 60, 621			DE 92 AGM	DA 100
TRP 113		DP 170 SHD		
V 500				DA 95L
<b>Bobcat</b>				
790, K, O		DP 145 SHD DP 140		
Minibagger 319, 320,...				DA 63T
<b>Boki</b>				
2050				DA 50H
4550			DE 92 AGM	DA 100
<b>Bolens</b>				
Lawnmower GT 16, 1900 H, Tractors				DA 50H
Lawnmower HT 20				DA 70L
<b>Bolinders-Volvo</b>				
230,32		DP 145 SHD DP 140		
2654		DP 180 SHD DP 180		
35,36,55		DP 180 SHD DP 180		
350, 400, 430, 470		DP 180 SHD DP 180		
600, 620, 640, 650		DP 180 SHD DP 180		
800, 810, 814		DP 180 SHD DP 180		
LM 218		DP 145 SHD DP 140		
S 950, S 1000		DP 180 SHD DP 180		
T 1641		DP 180 SHD DP 180		
VHK 115, VHK 116, VHK 310		DP 145 SHD DP 140		
<b>Bomag</b>				
BV 101 AB			DE 92 AGM	DA 100
BW 100AD, BW 101A, BW 120ADL			DE 80 AGM	DA 80
BW 160		DP 145 SHD DP 140		
Compactor BT 60/4, 65/4			DE 60 EFB	DA 63H
Compactor BT 80 D			DE 70 AGM	DA 77H
K 351, K 451, K 3008		DP 180 SHD DP 180		
Steamroller BW 90				DA 95
<b>Bourgoin</b>				
300 M, 406 M		DP 145 SHD DP 140		
Axiale SP		DP 180 SHD DP 180		
CX 400 M		DP 145 SHD DP 140		
Doux		DP 145 SHD DP 140		
DP 5		DP 145 SHD DP 140		
DP 7, TZ 7		DP 180 SHD DP 180		
GM 3, 4		DP 180 SHD DP 180		
GR 10		DP 145 SHD DP 140		
GX 300, 400		DP 180 SHD DP 180		
GX 406		DP 145 SHD DP 140		

Brand/ Model designation	Year of manu- facture	DURACELL Professional	DURACELL Extreme	DURACELL Advanced
GX Axial		DP 145 SHD DP 140		
GX MD, GX300, GX400		DP 145 SHD DP 140		
GY 103, GY 104, GY 134		DP 180 SHD DP 180		
MTH		DP 145 SHD DP 140		
<b>Bouyer</b>				
900		DP 145 SHD DP 140		
Elan			DE 80 AGM	DA 80
<b>Braud</b>				
105,108		DP 180 SHD DP 180		
1014,1020,1114,1214		DP 180 SHD DP 180		
2414, 2514, 2614, 2714		DP 180 SHD DP 180		
258, 405, 502, 503, 504, 505		DP 180 SHD DP 180		
600, 602, 603, 604, 605, 650		DP 180 SHD DP 180		
700, 701, 750		DP 180 SHD DP 180		
800, 801		DP 180 SHD DP 180		
<b>Bray</b>				
H4, H8		DP 145 SHD DP 140		
<b>Brodway</b>				
Excavator City			DE 70 AGM	DA 77H
<b>Broom &amp; Wade</b>				
SV398 (Leyland Eng.)		DP 110L		
WR125, WR160 (Perkins or Ford Eng.)		DP 110		
WR315, WR380 (Leyland Eng. D)		DP 110L		
WR85, WR100		DP 110		
<b>Bröyt</b>				
X2B		DP 225 SHD DP 225		
X3		DP 145 SHD DP 140		
X3L, X4T, X31TL		DP 180 SHD DP 180		
X4, X30, X50, X30T		DP 180 SHD DP 180		
X41L, X42TF, X45TB, X52WF		DP 180 SHD DP 180		
<b>Bruunett</b>				
578F		DP 170 SHD		
<b>Buch</b>				
D40, 50, 452, 454			DE 92 AGM	DA 100
<b>Bucher</b>				
1600 - 2800			DE 92 AGM	DA 100
all other models			DE 92 AGM	DA 100
Excavator 206			DE 92 AGM	DA 100
Excavator M 700				DA 70L
Excavator S 15		DP 145 SHD DP 140		
Excavators FG 20, 25 truck				DA 70L
Jenit 4000			DE 92 AGM	DA 100
Polytrac 50			DE 92 AGM	DA 100
TM 1000			DE 92 AGM	DA 100
TM 600			DE 60 EFB	DA 63H
TM 800, 850			DE 70 AGM	DA 77H
<b>Bucher Schörling</b>				
616B, 646		DP 110		
FE18		DP 110L		
S15		DP 145 SHD DP 140		

Brand/ Model designation	Year of manu- facture	DURACELL Professional	DURACELL Extreme	DURACELL Advanced
<b>Bührer</b>				
465L		DP 135 SHD		
BD2, EFD6, GP21		DP 145 SHD DP 140		
MEF18, MS12, MS 13		DP 110		
OP17, OP18, OS13		DP 110		
RF19		DP 110		
RP21		DP 145 SHD DP 140		
SUPER STANDARD DF18		DP 110		
TM 4		DP 110		
UM4, UPM4, UNM4		DP 110		
VS13		DP 110		
ZS13, ZS21		DP 110		
<b>Bungartz &amp; Peschke</b>				
L5MA				DA 50H
<b>Büscher</b>				
TP 1200 - 2000				DA 70L
TP 2400			DE 92 AGM	DA 100
TP 2600				DA 70L
<b>Canycorn</b>				
709				DA 45
<b>Carraro Antonio</b>				
3600 0 series, 5 series specials T3			DE 80 AGM	DA 80
3600 5 series standard T2, T3			DE 92 AGM	DA 100
all other models			DE 70 AGM	DA 77H
Carrarino Super Series 43, Carrarino Super, Mini, Carrarino				DA 50H
Motocoltivatore Carrarino 390, 500, 510				DA 50H
<b>Case</b>				
Tractors Maxxum 100-140			DE 92 AGM	DA 100
Tractors Quantum 65-95			DE 92 AGM	DA 100
1000-Series 1180		DP 180 SHD DP 180		
1000-Series 1255XL, 1455XL		DP 180 SHD DP 180		
1000-Series 1270, 1370		DP 110L		
1000-Series 1280, 1380, 1580		DP 180 SHD DP 180		
1000-Series 1880		DP 180 SHD DP 180		
2000-Series 2090, 2094, 2290, 2294, 2390, 2670		DP 110L		
4000-Series 4566		DP 180 SHD DP 180		
4000-Series 4890		DP 110L		
400-Series 440-8, 480-8		DP 170 SHD		
400-Series 466, 480/8		DP 145 SHD		
400-Series 485XL		DP 110L		
5000-Series 5566, 6090		DP 180 SHD DP 180		
500-Series 505		DP 170 SHD		
500-Series 566		DP 145 SHD		
500-Series 585XL		DP 110L		
500-Series 590		DP 180 SHD DP 180		
6000-Series 6000, 6100, 6200, 6300, 6400, 6600, 6800, 6900		DP 170 SHD		
6000-Series 6250, 6350, 6550, 6650, 6850		DP 180 SHD DP 180		
6000-Series 6250Hi-6850Hi, 8050Hi-8950Hi		DP 170 SHD		
6000-Series 6400A, 6600A		DP 170 SHD		
600-Series 605		DP 170 SHD		
600-Series 640, 680		DP 180 SHD DP 180		
600-Series 650, 655, 755, 855		DP 170 SHD		

# AGRICULTURAL/CONSTRUCTION MACHINERY

Brand/ Model designation	Year of manu- facture	DURACELL Professional	DURACELL Extreme	DURACELL Advanced
600-Series 685XL		DP 110L		
700-Series 705, 715 M		DP 170 SHD		
700-Series 780		DP 180 SHD DP 180		
8000-Series 8000, 8050, 8100, 8150, 8200, 8350, 8400, 8450		DP 180 SHD DP 180		
8000-Series 8550, 8750, 8950		DP 180 SHD DP 180		
800-Series 850		DP 225 SHD DP 225		
800-Series 855		DP 170 SHD		
900-Series 900, 945		DP 225 SHD DP 225		
900-Series 916, 918		DP 110L		
Caterpillar Tractors 1150 A, B, C		DP 110L		
Caterpillar Tractors 1450, 1450B		DP 145 SHD		
Caterpillar Tractors 450		DP 180 SHD DP 180		
Magnum MX 180, 200, 220, 240, 270		DP 110L		
Maxxum 5120, 5130, 5140, 5150		DP 110L		
Maxxum MX 100, 110, 120, 135, 150, 170		DP 110L		
Maxxum MXM 120, 130, 140, 155, 175, 190		DP 180 SHD DP 180		
Mega 8300, 8600		DP 110		
Mega 8400		DP 170 SHD		
Mezzo 6100, 6200, 6300, 6400, 6600, 6800, 8000, 8100		DP 170 SHD		
Minisneaker DH4, DH5		DP 110		
Raupenbagger CX700		DP 145 SHD		
Raupenbagger CX800		DP 225 SHD DP 225		
Tractorextractors 6000		DP 180 SHD DP 180		
Tractorextractors 8000, 9000, 800T, 900T		DP 110L		
Tractors 180-90		DP 180 SHD DP 180		
Tractors 60-94, 65-94, 72-94		DP 180 SHD DP 180		
Tractors 95, 105, 115, X100, X110, X120		DP 170 SHD		
Tractors C10-4		DP 170 SHD		
Tractors CS 100, 110, 130, 150		DP 180 SHD DP 180		
Tractors CVX 120, 130, 150, 170, MXM 120-190, CS 110		DP 180 SHD DP 180		
Tractors G170, G190, G210, G240		DP 110		
Tractors H800, H810, 615M4, 815M		DP 170 SHD		
Tractors JX 1060-1075			DE 92 AGM	DA 100
Tractors JXU series 90U, 95, ...		DP 110		
Tractors Laser 130		DP 180 SHD DP 180		
Tractors S230, S260		DP 170 SHD		
Tractors T120, T130, T140, T160, T170, T180		DP 170 SHD		
Tractors TS series, 90, 100, 110		DP 110		
Tractors Uni-Loader 1816, 1830, 1845		DP 110L		
Tractors X 100, 110, 120		DP 170 SHD		
Wheel loaders 1529, 580L		DP 110		
Wheel loaders 1816, 1830, 1845		DP 110L		

Brand/ Model designation	Year of manu- facture	DURACELL Professional	DURACELL Extreme	DURACELL Advanced
Wheel loaders 345B, 545B, 605B		DP 110L		
Wheel loaders 400		DP 110		
Wheel loaders 4200B		DP 110		
Wheel loaders 4300B		DP 110		
Wheel loaders 4500B		DP 145 SHD		
Wheel loaders 50, 70, 90		DP 110		
Wheel loaders 621, 622, 641, 642, 654		DP 110		
Wheel loaders 821B, 841, 845, 846		DP 110		
Wheel loaders FL11		DP 180 SHD DP 180		
Wheel loaders FR7, 10, 12, 20		DP 110		
Wheel loaders L120, 150, 160, 180		DP 145 SHD		
Wheel loaders L180E, 220D, 220E		DP 180 SHD DP 180		
Wheel loaders L30 (Brasilien)		DP 110L		
Wheel loaders L30, 50, 70, 90		DP 110		
Wheel loaders L330C		DP 110L		
Wheel loaders L50B/C/D, 70B/C/D, 90B/C/D		DP 110		
Wheel loaders W24, W24B, W24E, W26B		DP 180 SHD DP 180		
Wheel loaders W7E, W9B, W9E, W14, W20B		DP 110L		
<b>Case IH</b>				
450		DP 180 SHD DP 180		
1830, 1845		DP 110L		
354, 444, 454(D)		DP 110L		
500, 574		DP 110L		
880, 885 Selectamatic		DP 110		
955, 956, 1055, 1056		DP 135 SHD		
970, 1150, 1200, 1210, 1212		DP 110		
990, 990/1, 995, 996		DP 110		
Selectamatic				
B276 (Diesel)		DP 110L		
B5, B85, BH25, BH85, H25B		DP 110L		
Beltloaders 165		DP 110		
BUD154		DP 110L		
Construction 2090-2470		DP 110		
Construction 2590 - 2870		DP 110L		
Construction 3294 - 3594		DP 110L		
Construction 385 - 885		DP 110L		
Construction 4490 - 4994		DP 110L		
Construction H85		DP 110L		
Construction W7E, W10E		DP 110L		
Construction W9B, W12		DP 110		
Dumpers K414B		DP 145 SHD		
Dumpers K425B, K442B, K540		DP 180 SHD DP 180		
Dumpers K555, K565		DP 180 SHD DP 180		
Dumpers TD-24		DP 170 SHD		
Excavators D8-61/62, 275, 276		DP 110L		
<b>Caterpillar</b>				
Construction Series 3408T/ TA		DP 180 SHD DP 180		
Construction Series 4610, 4620		DP 110L		
Construction Series 962H		DP 180 SHD DP 180		
Construction Series AH40, AH50, AH60		DP 180 SHD DP 180		
Construction Series AM25, AM30, AM36, AM60		DP 180 SHD DP 180		

Brand/ Model designation	Year of manu- facture	DURACELL Professional	DURACELL Extreme	DURACELL Advanced
Construction Series B15 to B18, B20 to B25		DP 180 SHD DP 180		
Forestmachines 83-35, 84-35, 85-35		DP 180 SHD DP 180		
Forestmachines 836, 838		DP 110L		
Forestmachines 840, 860		DP 110		
Forestmachines 8431, 8335, 8435, 8535		DP 180 SHD DP 180		
Forestmachines 862		DP 170 SHD		
Forestmachines 886		DP 180 SHD DP 180		
Forestmachines 890		DP 145 SHD DP 140		
Forestmachines 892		DP 170 SHD		
Forestmachines 901 serie 1 / 2		DP 110		
Forestmachines 902, 500-serie		DP 170 SHD		
Forestmachines 911 batt. Outside the frame		DP 145 SHD DP 140		
Forestmachines 911, batt. inside the frame		DP 110		
Forestmachines 921, 8921.1		DP 145 SHD DP 140		
Forestmachines 923		DP 170 SHD		
Forestmachines SM460		DP 145 SHD DP 140		
Hydraulikbagger 304C/CR, 312C /CL		DP 110L		
Mobilbagger M318D (124 kW)		DP 110L		
Radlader 906H, 908H, 914G, 924G		DP 110L		
Scrape 152, 182		DP 180 SHD DP 180		
Scrape 161A		DP 145 SHD DP 140		
Scrape 162, 173, 192		DP 170 SHD		
Scrape TV 50, TV80		DP 145 SHD DP 140		
Tractors 245 DES (12V)		DP 180 SHD DP 180		
Tractors 2550		DP 110		
Tractors 311, 312, 320, 325, 330		DP 180 SHD DP 180		
Tractors 501D, 501PD, 502D, 502PD, 502S, 590		DP 110L		
Tractors 601PD		DP 110L		
Tractors 613C, 615C		DP 180 SHD DP 180		
Tractors 769, 773, 777		DP 180 SHD DP 180		
Tractors 951, 954 (Electric Start)		DP 145 SHD DP 140		
Tractors BHF16 to BHF20		DP 180 SHD DP 180		
Tractors D4D, D6C		DP 145 SHD DP 140		
Tractors DUMPTRUCK 769 (Direct eng. Start)		DP 180 SHD DP 180		
Tractors DW10		DP 180 SHD DP 180		
Tractors EST		DP 180 SHD DP 180		
Tractors L200		DP 180 SHD DP 180		
Tractors T30B, T35B, T40B, T45B, T50, T55B, T60B		DP 110L		
Tractors V100 - V180		DP 180 SHD DP 180		
Tractors V30 - V80		DP 110L		

Brand/ Model designation	Year of manu- facture	DURACELL Professional	DURACELL Extreme	DURACELL Advanced
Tractors WHEEL SCRAPER 631B, 630B, 261, 619, 633, 662		DP 180 SHD DP 180		
Trucks C500 Y30 D, C500 40/55 D		DP 110		
Trucks DW60, RW80, RW110, RW140		DP 145 SHD DP 140		
Trucks Y60 -Y150		DP 180 SHD DP 180		
Workingmachines 12D, 920, 966D		DP 180 SHD DP 180		
Workingmachines D4 E		DP 110L		
<b>Challenger</b>				
all other models				DA 70L
H-series all models				DA 70L
<b>Claas</b>				
Combine harvesters Commandor 114CS		DP 180 SHD DP 180		
Combine harvesters Europa D, Gigant, Matador		DP 145 SHD DP 140		
Combine harvesters Lexion 480		DP 180 SHD DP 180		
Combine harvesters Mercur, Senator		DP 145 SHD DP 140		
Combine harvesters SF8, SFM		DP 145 SHD DP 140		
Dominator 105, 106		DP 145 SHD DP 140		
Dominator 76, 85, 85H, 96, 97		DP 135 SHD		
Dominator 96, 106		DP 180 SHD DP 180		
Tractors COMET (Mercedes)		DP 180 SHD DP 180		
Tractors JAGUAR 690, 695, 860, 880		DP 145 SHD DP 140		
Tractors SP Combine (Perkins P3)		DP 110		
<b>Clark Equipment</b>				
243		DP 110L		
743		DP 110		
125 (GM or Leyland Eng.), 125-S		DP 180 SHD DP 180		
175 (GM or Cummins Eng.)		DP 180 SHD DP 180		
275S, 275 ART, 280TD (Cummins or GM Eng.)		DP 180 SHD DP 180		
512, 520, 521 Van Carrier		DP 180 SHD DP 180		
75 (Leyland or Daf Eng>)		DP 110L		
85 (Leyland Eng.)		DP 110L		
BOBCAT825		DP 110L		
C/CH/CY 500		DP 110L		
DC 160		DP 145 SHD DP 140		
DCY 160/300 DAF		DP 145 SHD DP 140		
DCY 160/300 PD		DP 180 SHD DP 180		
SCRAPER 11 OHT		DP 180 SHD DP 180		
T65 DUMP TRUCK (GM or Cummins Eng.)		DP 110L		
<b>Coles</b>				
1 TON		DP 110L		
100DA, 100LPG, 120D		DP 110		
40DA, 40PA, 50DA, 50LPG		DP 110		
AP415		DP 110L		
AT1100 (Super), AT1400		DP 110L		
AT528, AT633, AT865		DP 110L		
LEDA		DP 110		
RT615, RT620, RT625, RT628, RT630, RT640		DP 110L		



# AGRICULTURAL/CONSTRUCTION MACHINERY

Brand/ Model designation	Year of manu- facture	DURACELL Professional	DURACELL Extreme	DURACELL Advanced
SUPERTRUCK 820, 825		DP 110L		
<b>Consolidated Pneumatic</b>				
Compressor 1245, 185 F		DP 170 SHD		
<b>Continental</b>				
CB 25, 30, 40				DA 70
CB 69, 70, CD 5, CD 7A, TP 6			DE 92 AGM	DA 100
<b>Conveyancer</b>				
D5, G4, G5				DA 70
<b>Coventry Climax</b>				
all models				DA 70L
<b>Daewoo</b>				
DH 180, DH 200, DH 220		DP 180 SHD DP 180		
<b>David Brown</b>				
Rotary snow-plough D, F 31B, 31 F, 34 F			DE 92 AGM	DA 100
<b>Demag</b>				
AC 265 Crane		DP 145 SHD DP 140		
B 304, B 306, B 308, B 310		DP 145 SHD DP 140		
DF 60 C		DP 145 SHD DP 140		
DF110, DF 140		DP 145 SHD DP 140		
H 30		DP 180 SHD DP 180		
HC 190-5 95 crane		DP 145 SHD DP 140		
HC 190-5-75 car		DP 170 SHD		
HC 340 crane		DP 180 SHD DP 180		
HC340 car		DP 225 SHD DP 225		
<b>Derot Tecnomia</b>				
DTX 125		DP 180 SHD DP 180		
<b>Desta</b>				
BVH 1321				DA 70
BVH 1622, BVHM 1622			DE 60 EFB	DA 63H
DV 16 A, 16 B, 20 B			DE 92 AGM	DA 100
DV 25, 32, 35		DP 145 SHD DP 140		
DVH 1622			DE 80 AGM	DA 80
MV 12, 15, 16			DE 60 EFB	DA 63H
<b>Deutz-Fahr</b>				
5005		DP 180 SHD DP 180		
7506		DP 180 SHD DP 180		
7808		DP 145 SHD DP 140		
16006		DP 180 SHD DP 180		
1300, 1320, 1322, 1600, 1620, 1630		DP 145 SHD DP 140		
2580, 2680, 2685, 2780 (MD)		DP 145 SHD DP 140		
3.30, 3.50, 3.70, 3.90 F/S		DP 145 SHD DP 140		
3330, 3360, 3480, 3570, 3578, 3580, 3610, 3630, 3640		DP 145 SHD DP 140		
4005, 4056, 4060, 4065, 4070, 4075, 4080, 4090		DP 145 SHD DP 140		
5506, 6005		DP 145 SHD DP 140		
6206, 6207, 6507, 6806, 6807		DP 145 SHD DP 140		
7007, 7206, 7207		DP 145 SHD DP 140		
8005, 9005		DP 180 SHD DP 180		

Brand/ Model designation	Year of manu- facture	DURACELL Professional	DURACELL Extreme	DURACELL Advanced
Agroprima 4.31 - 6.16		DP 145 SHD DP 140		
Agrostar 3.57 - 8.31		DP 145 SHD DP 140		
AGROXTRA 4.58		DP 180 SHD DP 180		
Agroxta 6.07, 6.17		DP 145 SHD DP 140		
Axial A 50		DP 180 SHD DP 180		
Combine harvesters 1170		DP 180 SHD DP 180		
Combine harvesters 1400, 1600		DP 145 SHD DP 140		
Combine harvesters 1450CWS		DP 180 SHD DP 180		
Combine harvesters 2025, 2055		DP 110		
Combine harvesters 307, 510, 520, 530		DP 110		
Combine harvesters 3400, 3500, 3600, 3650, 3700, 3750, 3890		DP 180 SHD DP 180		
Combine harvesters 450		DP 110		
Combine harvesters 525, 620, 625		DP 110		
Combine harvesters H6500, 8100		DP 180 SHD DP 180		
Combine harvesters M1322M, M1322H		DP 145 SHD DP 140		
Combine harvesters M182, 3900		DP 180 SHD DP 180		
Combine harvesters M33.70, M33.80		DP 145 SHD DP 140		
Combine harvesters M940, 980		DP 145 SHD DP 140		
Combine harvesters MX300		DP 180 SHD DP 180		
D 10006		DP 145 SHD DP 140		
D 10006, 13006, 16006		DP 180 SHD DP 180		
D 400, 540		DP 180 SHD DP 180		
D 4005, D 4006		DP 145 SHD DP 140		
D 45		DP 145 SHD DP 140		
D 5005, D 5506		DP 180 SHD DP 180		
D 5006, 5206, 5506		DP 145 SHD DP 140		
D 5506		DP 180 SHD DP 180		
D 6005, D 6006		DP 180 SHD DP 180		
D 6006, 6007, 6206, 6207, 6507, 6806, 6807		DP 145 SHD DP 140		
D 7006		DP 180 SHD DP 180		
D 7006 A, D 7007		DP 145 SHD DP 140		
D 7206, 7207		DP 145 SHD DP 140		
D 7506, D 7807		DP 180 SHD DP 180		
D 7806 C		DP 145 SHD DP 140		
D 7807		DP 180 SHD DP 180		
D 7807 C		DP 145 SHD DP 140		

Brand/ Model designation	Year of manu- facture	DURACELL Professional	DURACELL Extreme	DURACELL Advanced
D 8005, 8006		DP 180 SHD DP 180		
D 8006 A		DP 145 SHD DP 140		
D 9005, D 9006		DP 180 SHD DP 180		
D25, 30, 270		DP 145 SHD DP 140		
DX 100 Powermatic		DP 180 SHD DP 180		
DX 110, DX 120		DP 145 SHD DP 140		
DX 140, 145, 160		DP 180 SHD DP 180		
DX 230, DX 230 A, DX 250		DP 145 SHD DP 140		
DX 3.60, DX 3.65, DX 3.70, DX 3.90		DP 145 SHD DP 140		
DX 4.07, 4.10, 4.17, 4.20, 4.30, 4.31, 4.50, 4.51, 4.56, 4.57, 4.70, 4.90		DP 145 SHD DP 140		
DX 4.71		DP 180 SHD DP 180		
DX 50		DP 145 SHD DP 140		
DX 6.05, DX 6.07, DX 6.10, DX 6.16, DX 6.17, DX 6.30, DX 6.70		DP 145 SHD DP 140		
DX 6.11, DX 6.21, DX 6.31, DX 6.50, DX 6.61, DX 6.81		DP 180 SHD DP 180		
DX 7.10		DP 180 SHD DP 180		
DX 75		DP 135 SHD		
DX 8.30		DP 135 SHD		
DX 80, DX 85, DX 85 V, DX 86, DX 90, DX 92		DP 145 SHD DP 140		
Intrac 2003, Intrac 2004		DP 145 SHD DP 140		
Intrac 6.60		DP 180 SHD DP 180		
M 1000 - 2780		DP 145 SHD DP 140		
M 33.60, M 34.80, M35.40, M 35.75		DP 135 SHD		
M 3330 - 4045		DP 145 SHD DP 140		
M 66, 66 S, 88, 88S		DP 145 SHD DP 140		
M Axial A 50		DP 180 SHD DP 180		
M35.80, M36.10, M 36.30		DP 145 SHD DP 140		
RUBIN, -X 100		DP 145 SHD DP 140		
SHF 300, 400, 3008		DP 145 SHD DP 140		
Tractors 10006, 13006		DP 180 SHD DP 180		
Tractors 140, 145A, DX160		DP 170 SHD		
Tractors 3.30, 3.50, 3.65, 3.90, 4.70		DP 145 SHD DP 140		
Tractors 4006, 4007, 4506, 5006, 6006		DP 180 SHD DP 180		
Tractors 6.50, 7.10, 5207		DP 145 SHD DP 140		
Tractors 600S, 900S		DP 180 SHD DP 180		
Tractors 6206, 7006, 7206, 9006		DP 180 SHD DP 180		
Tractors 7207C, 7807C		DP 145 SHD DP 140		
Tractors Agropius 85 T, 95, 100 DT		DP 145 SHD DP 140		

Brand/ Model designation	Year of manu- facture	DURACELL Professional	DURACELL Extreme	DURACELL Advanced
Tractors DX130		DP 145 SHD DP 140		
Tractors DX417		DP 145 SHD DP 140		
Tractors DX471, DX451		DP 145 SHD DP 140		
Tractors DX605, 610, 630, 650 serien		DP 170 SHD		
Tractors DX360, 390, 470		DP 145 SHD DP 140		
<b>Dieci</b>				
Ikarus 35.13TA		DP 135 SHD		
<b>Disalcar</b>				
IN70				DA 95
<b>Douglas Equipment</b>				
Tugmaster Fifth Wheel		DP 135 SHD		
<b>Drabant</b>				
Forest machines all models				DA 70L
<b>Dronningborg</b>				
4000, 4500, 7500, 8500		DP 145 SHD DP 140		
7000, 7200		DP 110L		
8900, 9000		DP 145 SHD DP 140		
<b>Dutra Le Robuste</b>				
D 4K		DP 145 SHD DP 140		
D 4KB		DP 180 SHD DP 180		
UE 65		DP 170 SHD		
<b>Dynapac</b>				
421/C, 501 C		DP 180 SHD DP 180		
CA 15, 25, 30, 51		DP 180 SHD DP 180		
CA 301, 511, 551		DP 180 SHD DP 180		
CC 101, 121, 211/C		DP 180 SHD DP 180		
CC20, CC40		DP 110L		
CC21, 30, 41, 42		DP 180 SHD DP 180		
CG11, CG12		DP 110L		
CH47, CA151, 251		DP 180 SHD DP 180		
CK50, 51		DP 180 SHD DP 180		
<b>Ebro</b>				
178, 183		DP 145 SHD DP 140		
350, 460, 470, 6040, V		DP 110		
6100, 6120, 6125		DP 145 SHD DP 140		
A 21, L, A 30			DE 80 AGM	DA 80
<b>Eicher</b>				
3014		DP 225 SHD DP 225		
4072		DP 145 SHD DP 140		
3072 - 3088		DP 145 SHD DP 140		
3084 - 3066			DE 80 AGM	DA 80
3105 - 3145		DP 180 SHD DP 180		
3253 - 3254		DP 145 SHD DP 140		
330 - 365			DE 80 AGM	DA 80
3704 - 3711		DP 145 SHD DP 140		
3712 - 3714		DP 170 SHD		
4038 - 4066			DE 80 AGM	DA 80
530 - 550			DE 80 AGM	DA 80

\* Bei Batterieeinbau unter dem Fahrersitz ist oftmals unbedingt die Batterietype DA 77T/DA 70 (Box LB3 mit Gesamthöhe 175mm) einzusetzen./  
When installing the battery under the driver's seat, the battery type DA 77T/DA 72 (box LB3 with total height 175mm) must often be used.

# AGRICULTURAL/CONSTRUCTION MACHINERY

Brand/ Model designation	Year of manu- facture	DURACELL Professional	DURACELL Extreme	DURACELL Advanced
552, 565		DP 145 SHD DP 140		
635 - 666 Turbo V 680 P		DP 145 SHD DP 140	DE 80 AGM	DA 80
all other models			DE 80 AGM	DA 80
Buffle 3353, Buffle 3354			DE 80 AGM	DA 80
Mammouth 3011 - 3422		DP 145 SHD DP 140		
Mammouth 3423, 3453, II 3551			DE 80 AGM	DA 80
Panthere 295, 295 K			DE 80 AGM	DA 80
Puma ES 200, Puma ES 201, Puma ES 202		DP 170 SHD		
Tigre (E) FM 200, Puma ES EM 200 B, ES EL 235			DE 80 AGM	DA 80
Tigre II			DE 80 AGM	DA 80
Tigre Royal EA 400, EM 300, 3151			DE 80 AGM	DA 80
Tigre Royal II 3015		DP 145 SHD DP 140		
Tigre Royal II 3016, II 3251		DP 170 SHD		
<b>Energic</b>				
503			DE 80 AGM	DA 80
545			DE 80 AGM	DA 80
1652		DP 170 SHD		
1452, 560, (5)280, 645, 665			DE 80 AGM	DA 80
4 RM 1035, 4 RM 1038		DP 170 SHD		
510 Diesel			DE 70 AGM	DA 77H
530 - 540		DP 170 SHD		
<b>Engels Machines</b>				
SpargelSpinne A1				DL 72L
SpargelSpinne A2				
<b>Euclid</b>				
14 Yard Scraper		DP 145 SHD DP 140		
7 Yard Scraper				DA 70L
C20B2				DA 95
<b>F.E. Weatherhill</b>				
12 HB			DE 80 AGM	DA 80
<b>Fahr</b>				
C200		DP 170 SHD		
C2D, C 100, C110B		DP 170 SHD		
Favorit 620, 626		DP 170 SHD		
James 73, 83		DP 170 SHD		
M 86		DP 170 SHD		
<b>Famulus</b>				
RS 14.30, RS 14.36		DP 170 SHD		
<b>Faun</b>				
L 1212/45 ZA		DP 225 SHD DP 225		
<b>Fendt</b>				
162, 168, 178, 186, 192		DP 145 SHD DP 140		
231 GT, 250, 255, 255 KGT		DP 170 SHD		
25 GT, 275 GT		DP 145 SHD DP 140		
303 - 309		DP 135 SHD		
390, 395		DP 145 SHD DP 140		
600LS, 610LS, 611LS, 612LS, 614LS, 615LS		DP 180 SHD DP 180		
AGROBIL S		DP 145 SHD DP 140		
BAGGERLADER TS60/80		DP 145 SHD DP 140		
Farmer 104, 105, 106, 108		DP 145 SHD DP 140		
Farmer 162, 168, 178, 186, 192, 198		DP 135 SHD		
Farmer 200		DP 170 SHD		
Farmer 201, 203		DP 145 SHD DP 140		

Brand/ Model designation	Year of manu- facture	DURACELL Professional	DURACELL Extreme	DURACELL Advanced
Farmer 204, 205		DP 135 SHD		
Farmer 231, 250, 275, 305, 308, 309, 310, 311, 312, 360, 380, 395		DP 145 SHD DP 140		
Favorit 310, 600, 610, 611, 612, 614, 615, 622, 626		DP 180 SHD DP 180		
GT255, 275, 390, 395		DP 135 SHD		
Schlepper 712 Vario - 936 Vario		DP 180 SHD DP 180		
TS60, TS80		DP 145 SHD DP 140		
Xylon 320		DP 145 SHD DP 140		
<b>Fiat</b>				
OMBJ 12, 15, 20, DJ 20, DJ 25			DE 92 AGM	DA 100
<b>Fiat Agri</b>				
780		DP 170 SHD		
990		DP 135 SHD		
100-Series 100.9, 110.9		DP 145 SHD DP 140		
100-Series 1000		DP 170 SHD		
100-Series 115.90, 130.90		DP 145 SHD DP 140		
100-Series 120C, 120G		DP 145 SHD DP 140		
100-Series 140.90, 160.90		DP 180 SHD DP 180		
100-Series 180C, 180C1		DP 145 SHD DP 140		
1180 DT, DTH		DP 145 SHD DP 140		
1500, 1580, 1880, 3790		DP 180 SHD DP 180		
400-Series 400, 450, 456		DP 135 SHD		
400-Series 455		DP 145 SHD DP 140		
500-Series 500, 540, 570, 580		DP 135 SHD		
605C, 607		DP 135 SHD		
60-Series 65.66, 65.88, 65.90		DP 145 SHD DP 140		
632, 634, 636, 637, 638, 647		DP 145 SHD DP 140		
70-Series 70.88, 70.90		DP 145 SHD DP 140		
715DT		DP 145 SHD DP 140		
72.94 DT		DP 145 SHD DP 140		
800, 805, 821L, 850, 850C, 850DT		DP 180 SHD DP 180		
80-Series 80.65, 80.66, 80.75, 80.76, 80.88, 80.90		DP 145 SHD DP 140		
80-Series 82.86 DT, 82.94 DT, 85.90, 88.94 DT		DP 145 SHD DP 140		
880, 980		DP 170 SHD		
90-Series 90.90		DP 145 SHD DP 140		
AD 10, AD14, AD18		DP 170 SHD		
AD 1410		DP 180 SHD DP 180		
BD10, BD14, BD18		DP 170 SHD		
D120, D130B, D135B, D140, D165		DP 170 SHD		
D1M30B, D1M35B		DP 170 SHD		
F 100, F 110, F 120, F 130, F 140		DP 145 SHD DP 140		
FL10, FL14, FR 12		DP 145 SHD DP 140		
Laverda 3650, 3790		DP 180 SHD DP 180		
MX 240, M 300		DP 180 SHD DP 180		

Brand/ Model designation	Year of manu- facture	DURACELL Professional	DURACELL Extreme	DURACELL Advanced
<b>Fiat-Allis</b>				
BD10C, 14C, 20		DP 170 SHD		
BD8		DP 110L		
FL 9		DP 110		
FL10, 14, 20		DP 170 SHD		
SL11HD		DP 145 SHD DP 140		
<b>Ford</b>				
1000-Series 1900, 1910, 1920		DP 110L		
2000-Series 2511E, 2512E, 2513E, 2514E, 2610		DP 170 SHD		
3000-Series 3055, 3600, 3610, 3910		DP 170 SHD		
3000-Series 3430, 3930		DP 110		
4000-Series 4100, 4110, 4600		DP 170 SHD		
4000-Series 4130, 4630, 4830		DP 110		
4000-Series 4610		DP 170 SHD		
5000-Series 5600, 5610		DP 170 SHD		
6000-Series 6500, 6600, 6610, 6700, 6710, 6810		DP 170 SHD		
7000-Series 7600		DP 145 SHD DP 140		
7000-Series 7600, 7610, 7700, 7710, 7910		DP 170 SHD		
7000-Series 7740, 7810, 7840		DP 110		
8000-Series 8000, 9000		DP 170 SHD		
8000-Series 8100, 8210, 8600, 8700		DP 145 SHD DP 140		
8000-Series 8240, 8340		DP 110		
8000-Series 8630, 8730, 8830		DP 170 SHD		
8000-Series 8670, 8770, 8870, 8970		DP 110		
8000-Series 8700, 9700		DP 170 SHD		
9000-Series 9000, 9600, 9700		DP 170 SHD		
Tractors 550, 555		DP 170 SHD		
Tractors 860		DP 145 SHD DP 140		
Tractors DEXTRA 3000, 3600		DP 170 SHD		
Tractors FORCE 5000, 7000, 8000, 8600, 9600		DP 170 SHD		
Tractors FW 60		DP 110L		
Tractors MAJOR 4000 (Diesel)		DP 170 SHD		
Tractors POWER MAJOR		DP 110		
Tractors SUPER MAJOR 5000, 7000, 8000		DP 170 SHD		
Tractors TS serie 90, 100, 110		DP 110		
Tractors TW 5, 10, 15, 20, 25, 30, 35		DP 170 SHD		
<b>Foredil</b>				
10.13, 20.13			DE 80 AGM	DA 80
30.13, 40.13, 5.13				DA 70L
<b>Fortschritt</b>				
323 A		DP 145 SHD DP 140		
E 280, 281, 301		DP 180 SHD DP 180		
E 302		DP 180 SHD DP 180		
E 303		DP 225 SHD DP 225		
E 512 - E 524		DP 180 SHD DP 180		
Combine harvester all models		DP 180 SHD DP 180		
<b>Galion</b>				
303, 503				DA 70L
<b>Gardenhac</b>				
Tractor 14				DA 50H
<b>Gehl</b>				
3300, 6600				DA 70L
4400, 4610, 6620				DA 95L
SL 3935-5625				DA 95L

Brand/ Model designation	Year of manu- facture	DURACELL Professional	DURACELL Extreme	DURACELL Advanced
<b>Giant</b>				
3648 Tendo				DA 70
4548 Tendo HD				DA 70
D204SW				DA 50T
D204SW Tele				DA 50T
D254SW				DA 50T
D254SW Tele				DA 50T
D263S				DA 50T
D263SW				DA 50T
D263SW X-tra				DA 50T
D267				DA 50T
D332ST				DA 50T
D332SWT				DA 50T
D332SWT X-tra				DA 50T
D337T				DA 50T
V362				DA 50T
V4502T				DA 70
V4502T X-tra				DA 70
V452T				DA 70
V452T HD				DA 70
V452T HD X-tra				DA 70
V452T X-tra				DA 70
V5003				DA 70
V5003 X-tra				DA 70
V501				DA 70
V6004T				DA 70
V6004T Tele				DA 70
V6004T X-tra				DA 70
V761T				DA 70
<b>Goldini</b>				
25 DT				DA 50H
4 RM 3050			DE 70 AGM	DA 77H
521 - 928			DE 70 AGM	DA 77H
764 BD, 774 A			DE 80 AGM	DA 80
930 - 933 TD				DA 70L
Base 20				DA 50H
C 55, C 75			DE 70 AGM	DA 77H
Euro 26 - Euro 50 A				DA 50H
G'M 4, 14, 18, 20				DA 50H
Idea 26			DE 70 AGM	DA 77H
Idea 30, 40			DE 70 AGM	DA 77H
Transcar 22 RS				DA 50H
Trattori 900				DA 70L
Trattori Cingolati C 45, C 60				DA 70L
Universal 236, 240				DA 70L
<b>Gremo</b>				
Forestmachines 604, 802, 803, 804, 1004		DP 110		
Forestmachines TT12C		DP 170 SHD		
<b>Grimme</b>				
DS 80 - DS 100		DP 145 SHD DP 140		
DSN 100 - DGL 1700		DP 180 SHD DP 180		
<b>Grove</b>				
AT5285		DP 110L		
TM750 E		DP 110L		
<b>Gueldner</b>				
G 394, G 675, G 685, G4314		DP 145 SHD DP 140		
<b>Gueldner-Linde</b>				
G 50, 60, 75		DP 145 SHD DP 140		
H 35, 40		DP 180 SHD DP 180		
<b>Gutbrod</b>				
2800			DE 70 AGM	DA 77H
3000				DA 50H
1050 Diesel - 2600 Diesel				DA 50H
2900 Diesel				DA 70L
Tractor D9, 12 Diesel				DA 50H

# AGRICULTURAL/CONSTRUCTION MACHINERY

Brand/ Model designation	Year of manu- facture	DURACELL Professional	DURACELL Extreme	DURACELL Advanced
<b>Hako</b>				
2000				DA 50H
3500			DE 80 AGM	DA 80
4000				DA 50H
2300 Diesel			DE 70 AGM	DA 77H
3800, 3800 Diesel			DE 70 AGM	DA 77H
4800, 4800 Diesel			DE 70 AGM	DA 77H
8014 - 8016			DE 60 EFB	DA 63H
Grundmaster, 322 D				DA 45L
Profi 182				DA 70L
<b>Hakotrac</b>				
2000				DA 50H
HakoJonas			DE 70 AGM	DA 77H
<b>Hanix</b>				
N 350-2, N 300-2				DA 95L
<b>Hanomag</b>				
320		DP 145 SHD DP 140		
6400		DP 180 SHD DP 180		
400C		DP 110		
44C		DP 135 SHD		
Brillant 600, 700		DP 145 SHD DP 140		
Bulldozers 66C, 77C		DP 170 SHD		
Bulldozers B30C		DP 225 SHD DP 225		
Bulldozers D600		DP 170 SHD		
Bulldozers K12C, B18C		DP 170 SHD		
Bulldozers K7B, K11		DP 180 SHD DP 180		
K 7, K8, K 60, K320		DP 180 SHD DP 180		
K10, K90E, K565		DP 180 SHD DP 180		
R 430		DP 145 SHD DP 140		
Robust 800, 900		DP 180 SHD DP 180		
<b>Härnö</b>				
GDL 2550			DE 92 AGM	DA 100
<b>Hegglund</b>				
BV 206				DA 95
<b>Hemek-Vamas</b>				
9110				DA 70L
<b>Herriau</b>				
all models		DP 180 SHD DP 180		
<b>Herrmann Lanz Hela</b>				
28/32, D 36, D 40		DP 145 SHD DP 140		
36 HP		DP 180 SHD DP 180		
<b>Hey Wang</b>				
HD 17			DE 80 AGM	DA 80
<b>Hieble</b>				
all models			DE 80 AGM	DA 80
<b>Hinomoto</b>				
Holder A 55			DE 70 AGM	DA 77H
Holder A 60, C 500			DE 92 AGM	DA 100
<b>Hitachi</b>				
Excavators ZX140W-3 (CTD, CTA, CTB, CED, CEA, CEB, 4667134)				DA 95L
Excavators ZX14-3 (1NC, 4663907)				DA 45L
Excavators ZX160-3 (BFD, BUD, BRC, 1T3, BCE, 1T1, 4667134)				DA 95L
Excavators ZX180-3 (BFE, BUE, BRD, 1T4, BCF, 1T2, 4667134)				DA 95L

Brand/ Model designation	Year of manu- facture	DURACELL Professional	DURACELL Extreme	DURACELL Advanced
Excavators ZX200-3, 210-3 (AWS, BLA, 1UD, 1U1, ATM, ATN, ATP, AUK, AUM, AUS, AUT, AUU, 1U4, BFH, BAJ, 4391629)		DP 145 SHD DP 140		
Excavators ZX225US (4431289)		DP 145 SHD DP 140		
Excavators ZX330 (1HH, 4237922)		DP 225 SHD DP 225		
Excavators ZX40u-2, 50u2 (1M9, 1MA, 4401896)				DA 95
Excavators ZX40u-2, 50u2 (1M9, 1MA, 4621541)				DA 70
<b>Hoes</b>				
1101 K		DP 170 SHD		
<b>Holder</b>				
3705			DE 70 AGM	DA 77H
A 12, AM 2, AG 3, AG 35				DA 70
A 20, A 21 S				DA 70
A 23, A 30, A 40, A 55			DE 60 EFB	DA 63H
A 440			DE 80 AGM	DA 80
A 45			DE 60 EFB	DA 63H
A 50			DE 80 AGM	DA 80
A 55 F			DE 60 EFB	DA 63H
A 60			DE 80 AGM	DA 80
B 12				DA 70
B 40 - B 51			DE 80 AGM	DA 80
C 40, 50, P 70			DE 60 EFB	DA 63H
C 440			DE 80 AGM	DA 80
C 500, C 5000, C 6000			DE 80 AGM	DA 80
C 560			DE 92 AGM	DA 100
E 14, P 30, P 50, P 60			DE 60 EFB	DA 63H
Parc 60			DE 60 EFB	DA 63H
<b>Hough</b>				
DH65C		DP 110L		
<b>Huddig</b>				
760, 860 all models			DE 70 AGM	DA 77H
<b>Hürlimann</b>				
6120		DP 180 SHD DP 180		
H 4105, H 478, H 488 T			DE 80 AGM	DA 80
H 466, H 488				DA 95L
H 490		DP 180 SHD DP 180		
H 5110, H 5116 T		DP 180 SHD DP 180		
H 6130		DP 180 SHD DP 180		
H 6135 - H 6170		DP 180 SHD DP 180		
Prestige			DE 92 AGM	DA 100
Prince			DE 70 AGM	DA 77H
XA, XB, XE, XF, XN, XM			DE 92 AGM	DA 100
XL			DE 80 AGM	DA 80
XT		DP 170 SHD		
<b>Husky</b>				
1254, 1477, 1886				DA 50H
<b>Hymas</b>				
82 R, 6000		DP 180 SHD DP 180		
H 240			DE 92 AGM	DA 100
<b>Hymatic (Compair)</b>				
Compressor 74 D			DE 70 AGM	DA 77H
<b>Hyster</b>				
H150		DP 145 SHD DP 140		
H20, 25, 30E diesel		DP 110L		
H30, 40, 50, 60F diesel		DP 145 SHD DP 140		
H60, 110E, nyare mod.		DP 145 SHD DP 140		



Brand/ Model designation	Year of manu- facture	DURACELL Professional	DURACELL Extreme	DURACELL Advanced
H60, 70, 80E diesel		DP 145 SHD DP 140		
H60F diesel		DP 145 SHD DP 140		
HC (LPG or Petrol)		DP 110L		
KARRY KRANE (PERKINS P3 or P4 Eng.)		DP 110		
P40A, 50A		DP 110L		
S60, S70, S100 (PERKINS Eng.)		DP 180 SHD DP 180		
UC, UE		DP 110L		
YC diesel		DP 110		
YC, YE (LPG or Petrol Eng.)		DP 110L		
<b>IHI</b>				
IS 10 F				DA 70L
<b>Iller</b>				
NMW, B 100				DA 70L
<b>IMT</b>				
Tractor 536, 546			DE 60 EFB	DA 63H
<b>Ingersoll-Rand</b>				
Compressor 1010, 2110		DP 110		
Compressor JD544, 544A, 644		DP 110		
Compressor JD544B, 644B		DP 180 SHD DP 180		
Compressor JD670, 750, 770		DP 180 SHD DP 180		
Compressor P 125		DP 170 SHD		
Compressor P100, 140		DP 110L		
Compressor P175VD, P250VD		DP 180 SHD DP 180		
Compressor P175W, 250W, 375W		DP 110		
Compressor TP210		DP 110		
Compressor XL-DL900, -DL1200		DP 180 SHD DP 180		
DRAF125, DR140, DR150		DP 110L		
P600/900		DP 110L		
TP105, TP120, TPG120, TPF120, TPM120, TP210		DP 110L		
<b>International-Harvester</b>				
1246		DP 180 SHD DP 180		
485XL, 585XL, 685XL, 785XL, 885XL		DP 110L		
745, 844 XL		DP 145 SHD DP 140		
855 XL		DP 110L		
956, 1056		DP 145 SHD DP 140		
Compressor 515B		DP 110		
Excavators 510 m/Hymas 42		DP 180 SHD DP 180		
Excavators JD34, 44, 45, 54		DP 180 SHD DP 180		
Excavators JD35		DP 170 SHD		
Excavators JD440B m/ Power skift		DP 110L		
Excavators JD540A, 544, 544A, 644A		DP 110L		
Excavators JD544B, 644B, 670, 770, 772A		DP 170 SHD		
Excavators JD750, 850 bulldozer		DP 180 SHD DP 180		
Excavators PC40, PC160, PC180, PC200EN-6, PC230, PC290		DP 110L		
Excavators PW130, PW150, PW170-6, PW200/220-7K		DP 110L		
<b>Intropia-Rolba</b>				
FAI-Pandax 320, 330			DE 70 AGM	DA 77H
FAI-Pandax 340, 350		DP 145 SHD DP 140		

Brand/ Model designation	Year of manu- facture	DURACELL Professional	DURACELL Extreme	DURACELL Advanced
H 10 B				DA 70L
Terex		DP 225 SHD DP 225		
<b>Irmer &amp; Else</b>				
801 R			DE 92 AGM	DA 100
D 1051 R, 1801, 1101 R		DP 170 SHD		
D 141-9D			DE 92 AGM	DA 100
D 341 R, 401 R, 4451 R, 661 R			DE 70 AGM	DA 77H
S 1051			DE 92 AGM	DA 100
S 701			DE 70 AGM	DA 77H
<b>Irus</b>				
U 1200, 1200 K				DA 70
<b>Iseki</b>				
3110, 3510, 5000, 6000, 6500		DP 110		
TS3110, 4510		DP 110L		
TS4510		DP 110		
<b>Italimacchine</b>				
Poplipa 215				DA 70L
<b>ITMA</b>				
480, 500			DE 80 AGM	DA 80
A 35, -S			DE 70 AGM	DA 77H
<b>Iveco</b>				
Stralis AT-series		DP 225 SHD DP 225		
<b>Jacobsen</b>				
F 10 (Diesel&petrol)			DE 80 AGM	DA 80
<b>Jacquet</b>				
Hydro 780			DE 80 AGM	DA 80
<b>JCB</b>				
400-Series 406, 410, 412, 415		DP 110		
500-Series 520		DP 110		
500-Series 525B		DP 110		
800-Series 802 MINI		DP 110L		
900-Series 921, 926		DP 110		
Tractorexcatavators F-series		DP 170 SHD		
TRAILERS 5050, 5051, 5052, 5053, 5054, 5055		DP 110		
<b>Jenbacher Werke</b>				
4 T 6 SES/800KVA		DP 180 SHD DP 180		
C 120 SES/250KVA - C 320 SES/670KVA		DP 180 SHD DP 180		
JM-series all models		DP 180 SHD DP 180		
JW 20 ES /15 KVA, JW 25 20 KVA			DE 70 AGM	DA 77H
JW 200 ES/160 KVA		DP 180 SHD DP 180		
JW 2000, JW 28000		DP 180 SHD DP 180		
JW 250			DE 70 AGM	DA 77H
JW 300 ES/250 KVA		DP 180 SHD DP 180		
JW 370			DE 70 AGM	DA 77H
JW 40 ES/30KVA		DP 180 SHD DP 180		
JW 400 ES/350KVA		DP 180 SHD DP 180		
JW 550			DE 80 AGM	DA 80
JW 600 ES/500KVA		DP 180 SHD DP 180		
JW 650, JW 750		DP 180 SHD DP 180		
JW 8 ES/6KVA			DE 70 AGM	DA 77H
JW 80 ES/125KVA		DP 180 SHD DP 180		
LM 1500 ES/1250KVA - LM 1150/3000 GDES		DP 180 SHD DP 180		
MT 2866, MT 2842		DP 180 SHD DP 180		
<b>Jobu</b>				
Timberjack AC				DA 70

\* Bei Batterieeinbau unter dem Fahrersitz ist oftmals unbedingt die Batterietype DA 77T/DA 70 (Box LB3 mit Gesamthöhe 175mm) einzusetzen./  
When installing the battery under the driver's seat, the battery type DA 77T/DA 72 (box LB3 with total height 175mm) must often be used.

# AGRICULTURAL/CONSTRUCTION MACHINERY

Brand/ Model designation	Year of manu- facture	DURACELL Professional	DURACELL Extreme	DURACELL Advanced
<b>John Deere</b>				
2000-Series 2270, 2280		DP 145 SHD		
3000-Series 3650		DP 145 SHD		
4000-Series 4050, 4055, 4250, 4255		DP 110		
4000-Series 4600				DA 95
4000-Series 4630, 4640, 4650, 4840, 4850		DP 110L		
5000-Series 5420		DP 145 SHD DP 140		
5000-Series 5440		DP 110L		
7000-Series 7600, 7700, 7800		DP 110L		
900-Series 965, 975, 985		DP 145 SHD DP 140		
Combine Harvester 1065, 1068H, 1072, 1075, 1075H, 166, 1169H4		DP 135 SHD		
Combine Harvester 1174, 1174H4		DP 135 SHD		
JD310, JD410, JD450A, JD540, JD644		DP 110		
LD544		DP 110L		
Combine Harvester 1177, 5420		DP 145 SHD DP 140		
Combine Harvester 630, 730, 950, 965, 965H, 968H, 970, 975, 975H4, 985		DP 135 SHD		
Combine Harvester MD 1065, MD 1072, MD 1075		DP 145 SHD		
Combine Harvester MD 330, 430, 530, 630, 730		DP 110		
Combine Harvester MD 925, MD 930		DP 110		
Combine Harvester MD 932, 954		DP 145 SHD DP 140		
Combine Harvester MD 940		DP 110		
Tractors 5460		DP 145 SHD DP 140		
Tractors 6110, 6210, 6310, 6410, 6510, 6810		DP 145 SHD DP 140		
Tractors 6120, 6220, 6320, 6420, 6420S		DP 145 SHD DP 140		
Tractors 6506		DP 145 SHD DP 140		
Tractors 6520, 6620, 6820, 6920, 6920S		DP 180 SHD DP 180		
Tractors Z Series 1155, 1158, 1169, 1174, 1177, 1188		DP 145 SHD DP 140		
Tractors Z Series 2054, 2056, 2058, 2064, 2066		DP 145 SHD DP 140		
Tractors Z Series 6610, 6710, 6810, 6910		DP 145 SHD DP 140		
<b>Jolly</b>				
CSF				DA 50H
<b>Joy Sullivan</b>				
1262			DE 70 AGM	DA 77H
<b>Jungheinrich</b>				
Ameise		DP 180 SHD DP 180		
<b>Kälble</b>				
3 WTV-K			DE 80 AGM	DA 80
5 WTV, 5 WTV-K		DP 145 SHD DP 140		
7 WTV-K, 8 TV-K		DP 180 SHD DP 180		
K 20 B		DP 180 SHD DP 180		
KV 25 B		DP 180 SHD DP 180		
KVW 35		DP 225 SHD DP 225		
RP 18			DE 92 AGM	DA 100

Brand/ Model designation	Year of manu- facture	DURACELL Professional	DURACELL Extreme	DURACELL Advanced
SL 12		DP 180 SHD DP 180		
SL 15			DE 92 AGM	DA 100
SL 18		DP 180 SHD DP 180		
SL 18B			DE 92 AGM	DA 100
SL 25		DP 180 SHD DP 180		
VG 12, VG 18		DP 180 SHD DP 180		
VG 18 B		DP 180 SHD DP 180		
<b>Kalmar LMV</b>				
16 ton -		DP 135 SHD		
3-7, 5 ton				DA 70L
8-15 ton			DE 92 AGM	DA 100
<b>Kato</b>				
Mobilcranes		DP 145 SHD DP 140		
<b>Kibo</b>				
1600				DA 50H
<b>Kockum-Landsverk</b>				
5250				DA 70L
KS 82-54				DA 95L
<b>Komatsu</b>				
Baggerlader WB93R-5, WB93S-5, WB97R-5, WB97S-5		DP 180 SHD DP 180		
BC 200 LC, 210 LC		DP 145 SHD DP 140		
BD 180, BC 240		DP 135 SHD		
HA 205, 250		DP 145 SHD DP 140		
Hydraulikbagger PC120, PC150, PC150HD, PC150NHD		DP 145 SHD DP 140		
Hydraulikbagger PC1250/ SP-8 (502 kW)		DP 225 SHD DP 225		
Hydraulikbagger PC130-7, PC160LC-7, PC180LC-7, PC180NLC-7		DP 145 SHD DP 140		
Hydraulikbagger PC180LLC		DP 110L		
Hydraulikbagger PC200, PC210, PC210-6K, PC210LC, PC220		DP 145 SHD DP 140		
Hydraulikbagger PC2000-8		DP 225 SHD DP 225		
Hydraulikbagger PC210/ LC/NLC-8/LC-8 MH		DP 145 SHD DP 140		
Hydraulikbagger PC228USLC-3		DP 145 SHD DP 140		
Hydraulikbagger PC230N- HD-8		DP 145 SHD DP 140		
Hydraulikbagger PC240		DP 110L		
Hydraulikbagger PC240-8 SL, PC240LC/NLC-8		DP 145 SHD DP 140		
Hydraulikbagger PC280LC, PC280NLC		DP 110L		
Hydraulikbagger PC290LC/ NLC-8		DP 145 SHD DP 140		
Hydraulikbagger PC300LC, PC300NLC		DP 145 SHD DP 140		
Hydraulikbagger PC340LC- 7SLF		DP 145 SHD DP 140		
Hydraulikbagger PC350LC/ NLC-8		DP 145 SHD DP 140		
Hydraulikbagger PC450/ LC/HD-8		DP 145 SHD DP 140		
Hydraulikbagger PC600/ LC-8		DP 180 SHD DP 180		
Hydraulikbagger PC800/ LC-8		DP 225 SHD DP 225		

Brand/ Model designation	Year of manu- facture	DURACELL Professional	DURACELL Extreme	DURACELL Advanced
Muldenkipper HD325-7, HD405-7		DP 180 SHD DP 180		
Muldenkipper HD465-7, HD605-7		DP 225 SHD DP 225		
Muldenkipper HD785-7		DP 180 SHD DP 180		
Muldenkipper HM300-2, 350-2, 400-2		DP 145 SHD DP 140		
Planiertraupen D3, D31S, D40, D45, D45A, D45S, D50, D50A, D50S		DP 145 SHD DP 140		
Planiertraupen D51EX/ PX-22		DP 225 SHD DP 225		
Planiertraupen D53, D55, D65E, D75S, D84A, D150, D155A		DP 145 SHD DP 140		
Radlader W70, W90, W120		DP 145 SHD DP 140		
Radlader WA380-6, 430-6, 470-6, 480-6, 500-6		DP 145 SHD DP 140		
Radlader WA600-6, 800-3, 900-3		DP 225 SHD DP 225		
Teleskopplader WH609, 613, 713, 716		DP 135 SHD		
<b>Krabat</b>				
Belttractor				DA 70
<b>Kramer</b>				
1014		DP 180 SHD DP 180		
515, 1411		DP 145 SHD DP 140		
611, 811		DP 180 SHD DP 180		
Allrad 1014		DP 145 SHD DP 140		
K 33, KA		DP 145 SHD DP 140		
KL-Series KLB 330		DP 145 SHD DP 140		
Teleskopen 3307, 4009, 4507		DP 145 SHD DP 140		
U800		DP 145 SHD DP 140		
VL 400, VL540		DP 145 SHD DP 140		
<b>Krasser</b>				
U 4V			DE 70 AGM	DA 77H
<b>Kubota</b>				
3750, 4150		DP 145 SHD DP 140		
KH-Series KH14-3, KH15-3, KH16W, KH18, KH20, KH28		DP 110L		
L-Series L 245DT, 285, 295, 345, 345DT, 355		DP 110L		
RW25, RW30, RW30S, RW35		DP 110L		
<b>Labor Hako</b>				
2000			DE 60 EFB	DA 63H
4000			DE 60 EFB	DA 63H
2300 D, 3800 D			DE 70 AGM	DA 77H
P 20				DA 50H
<b>Labourier</b>				
all models			DE 80 AGM	DA 80
<b>Lamborghini</b>				
904		DP 180 SHD DP 180		
955		DP 180 SHD DP 180		
956		DP 145 SHD DP 140		
1056		DP 180 SHD DP 180		
1106, 1156 DT, 1256, 1506		DP 180 SHD DP 180		

Brand/ Model designation	Year of manu- facture	DURACELL Professional	DURACELL Extreme	DURACELL Advanced
1506, 1706 Turbo		DP 180 SHD DP 180		
190, 360		DP 145 SHD DP 140		
470, 480		DP 180 SHD DP 180		
754, 774.8, 854		DP 145 SHD DP 140		
HERLAN 480		DP 145 SHD DP 140		
Premier 850, 950, 1050, 1060		DP 180 SHD DP 180		
R 1056, R 1106, R 1306, R 1506		DP 180 SHD DP 180		
R 754, R804, R850, R 854, R 955		DP 180 SHD DP 180		
R955DT		DP 170 SHD		
<b>Lancer Boss</b>				
Side Loaders 180, 200, 300, 400, 500, 700, 800, 1000, 1800, 2000		DP 110L		
Side Loaders 200 Series, (Perkins 4/107), 300 series (Leyland OE 138)		DP 110L		
W Series		DP 145 SHD DP 140		
<b>Landini</b>				
10000 S		DP 110		
10000, 12500, 13000, 13500, 14500		DP 145 SHD		
5000-Series 5000, 5500, 5830, 5870		DP 110		
6000-Series 6000, 6060, 6500, 6550, 6830, 6840, 6870, 6880		DP 110		
7000-Series 7000, 7500, 7550, 7830, 7860, 7870, 7880		DP 110		
8000-Series 8000, 8500, 8550, 8830, 8860, 8870		DP 110		
9000-Series 9080, 9500		DP 145 SHD DP 140		
<b>Lännen Tehtaast</b>				
1280M, 1480M, 1680M, 1880T		DP 170 SHD		
CM 8, CM8-4		DP 170 SHD		
M12, M13, T14, M16, M19, T18, T27		DP 170 SHD		
S 9, S10		DP 170 SHD		
T214, T221		DP 170 SHD		
UM 3, UM 4		DP 170 SHD		
UM 475		DP 170 SHD		
<b>Lanz</b>				
Bulli				DA 70L
D-series 112				DA 70
D-series 117			DE 80 AGM	DA 80
D-series 12 S				DA 70
D-series 14				DA 80
D-series 218 - 230			DE 70 AGM	DA 77H
D-series 24			DE 80 AGM	DA 80
D-series 254 - 260		DP 145 SHD DP 140		
D-series 315, 318			DE 80 AGM	DA 80
D-series 415			DE 70 AGM	DA 77H
D-series 420 - 484			DE 80 AGM	DA 80
D-series all other models			DE 80 AGM	DA 80
HG, NI 22, NO-R, NV			DE 80 AGM	DA 80
LB-series			DE 60 EFB	DA 63H
<b>Laverda</b>				
3300, 3350, 3400, 3450, 3500, 3550, 3550AL		DP 180 SHD DP 180		
3600, 3700, 3750, 3790, 3850, 3890, 3900, 3990		DP 180 SHD DP 180		

# AGRICULTURAL/CONSTRUCTION MACHINERY

Brand/ Model designation	Year of manu- facture	DURACELL Professional	DURACELL Extreme	DURACELL Advanced
M120		DP 180 SHD DP 180		
MX 240, MX 300		DP 180 SHD DP 180		
<b>Lennen</b>				
1280M, 1680M, 1480T, 1880T		DP 170 SHD		
CM8-4, C8-4, C10-4		DP 170 SHD		
M12, M16, T12, T14, T18		DP 170 SHD		
M213, T214, T221		DP 170 SHD		
<b>Leyland</b>				
154(D)		DP 110		
Tractors 154, 245, 502		DP 110		
Tractors 253, 255		DP 110L		
<b>Leyland Nuffield</b>				
345, 352		DP 110L		
<b>Liebherr</b>				
A 309 - 316 Litronic			DE 92 AGM	DA 100
A 900 - 914 C Litronic, ZW,		DP 135 SHD		
A 924 - 974 B, C Litronic		DP 170 SHD		
BOS		DP 170 SHD		
Crawler cranes HS, LR, LTR		DP 170 SHD		
HS 835 - 895 HD Litronic		DP 225 SHD DP 225		
L 506 - 514 Stereo			DE 92 AGM	DA 100
L 524 - 580 2plus2		DP 225 SHD DP 225		
LR 622, 634 B Litronic		DP 170 SHD		
Mobile cranes LG, LTC, LTF, LTM, MK		DP 170 SHD		
P 954 - 996 B, C Litronic		DP 135 SHD		
PR 712 - 764 B Litronic		DP 180 SHD DP 180		
R 313 - 317 Litronic			DE 92 AGM	DA 100
R 900 - 996 B, C Litronic		DP 145 SHD DP 140		
RL 22 B Litronic		DP 145 SHD DP 140		
RL 42 B Litronic		DP 180 SHD DP 180		
RL 52 Litronic		DP 145 SHD DP 140		
RL SR 712 BM Litronic		DP 180 SHD DP 180		
T 252 - 445-10		DP 225 SHD DP 225		
<b>Linde</b>				
H 12F - H 16				DA 50H
H 20 F - H 40 F (4.0t)			DE 80 AGM	DA 80
H 50 F - H 80		DP 180 SHD DP 180		
LPG			DE 80 AGM	DA 80
Type 330, 350				DA 50H
<b>Lindner</b>				
1450 - 1500			DE 92 AGM	DA 100
1600 - 1750		DP 145 SHD DP 140		
Alpin		DP 145 SHD DP 140		
BF 14 - BF 25, BF LW 20				DA 70
BF 250		DP 110		
BF 320 S, BF 420 S, BF 520 S			DE 92 AGM	DA 100
BF 650 S		DP 145 SHD DP 140		
Geotrac 60, 63			DE 92 AGM	DA 100
Geotrac 70		DP 145 SHD DP 140		
Geotrac 73 - 102		DP 145 SHD DP 140		
T 3500 S			DE 92 AGM	DA 100
Unitrac 102			DE 92 AGM	DA 100
Unitrac 68 - 100			DE 92 AGM	DA 100
<b>Loadstar Trucks</b>				
955, 1055		DP 135 SHD		

Brand/ Model designation	Year of manu- facture	DURACELL Professional	DURACELL Extreme	DURACELL Advanced
<b>Loiseau</b>				
4000		DP 145 SHD DP 140		
12.64		DP 180 SHD DP 180		
3 Rangs 4000		DP 145 SHD DP 140		
344, 34x4, 3860, 3864x4		DP 180 SHD DP 180		
4 Wheel Driver		DP 145 SHD DP 140		
L 44		DP 180 SHD DP 180		
V 104		DP 180 SHD DP 180		
<b>Lokomo</b>				
Mobil cranes 14.07, 14.09, 23.07, 23.09, 36.07		DP 180 SHD DP 180		
Mobil cranes A 331, A351, A391		DP 170 SHD		
Mobil cranes PPM 187, TC5		DP 145 SHD DP 140		
<b>Lundberg</b>				
Tractor 341 - 343				DA 70L
Tractor 595		DP 145 SHD DP 140		
<b>Mabec</b>				
4RM 180, 300				DA 70L
CB 12 DD			DE 60 EFB	DA 63H
<b>Maco</b>				
Compressors		DP 145 SHD DP 140		
MV 21			DE 70 AGM	DA 77H
TM 50		DP 145 SHD DP 140		
<b>MAN</b>				
all models 2, 4 S 1, 4 S 2, 4 T, 22		DP 180 SHD DP 180		
<b>Manitou</b>				
4RM40K SITE LIFT		DP 180 SHD DP 180		
MB 25 D, 25TC, 30TC, 40, 50, 60		DP 180 SHD DP 180		
MB20, MB25, MB25C, MB26C, MB30		DP 110L		
MB25M		DP 180 SHD DP 180		
MC10, 15, 20, 25, 30, MC20H		DP 110L		
MC40 TC, 50, 80		DP 180 SHD DP 180		
MCL 30H		DP 110L		
ROUGH TERRAIN VEHICLE		DP 110L		
<b>Marshall</b>				
135			DE 80 AGM	DA 80
642 - 844		DP 145 SHD DP 140		
944, D 110		DP 180 SHD DP 180		
<b>Massey Ferguson</b>				
H2-16 87xx CEA Tier 4F			DE 92 AGM	DA 100
Harvesters 7340 Activa Economy		DP 170 SHD		
Harvesters MF 7240		DP 170 SHD		
Harvesters MF 9520 Fortia	01.12-12.14		DE 60 EFB	
Harvesters MF 9530 Fortia	01.12-12.14		DE 60 EFB	
Harvesters MF 9540 Fortia	01.12-12.14		DE 60 EFB	
Harvesters MF 9550 / 9560 Fortia	01.12-12.14		DE 60 EFB	
Harvesters MF 9695 / 9795 Fortia		DP 110L		
Harvesters MF 9895 Fortia		DP 110L		

Brand/ Model designation	Year of manu- facture	DURACELL Professional	DURACELL Extreme	DURACELL Advanced
Telescopic loaders 8925		DP 110		
Telescopic loaders 8926		DP 110		
Telescopic loaders 89410		DP 110		
Telescopic loaders 8947		DP 110		
Telescopic loaders 9305 Xtra		DP 110		
Telescopic loaders 9306 Xtra		DP 110		
Telescopic loaders 9407, S Xtra		DP 110		
Tractors 1004		DP 110		
Tractors 1004T				DA 70L
Tractors 1007	01.70-10.88	DP 110		
Tractors 1007	11.88-			DA 95
Tractors 1014		DP 170 SHD		
Tractors 1080		DP 110		
Tractors 1100		DP 110		
Tractors 1114		DP 170 SHD		
Tractors 1134		DP 170 SHD		
Tractors 1200		DP 110		
Tractors 130		DP 110		
Tractors 132				DS 88
Tractors 1325			DE 70 AGM	DA 77H
Tractors 133		DP 110		
Tractors 1335			DE 70 AGM	DA 77H
Tractors 1345			DE 70 AGM	DA 77H
Tractors 134V	01.70-10.88			DA 70L
Tractors 134V	11.88-		DE 70 AGM	DA 77H
Tractors 135		DP 110		
Tractors 139				DS 88
Tractors 142				DS 88
Tractors 148		DP 110		
Tractors 1519				DA 45L
Tractors 152		DP 110		
Tractors 1520				DA 45L
Tractors 1523				DA 45L
Tractors 1525				DA 45L
Tractors 1529				DA 45L
Tractors 1531				DA 45L
Tractors 1532				DA 45L
Tractors 1540				DA 70L
Tractors 1547				DA 95
Tractors 1545	01.70-10.88			DA 70L
Tractors 1545	11.88-		DE 92 AGM	DA 100
Tractors 154V			DE 70 AGM	DA 77H
Tractors 154V				DA 70L
Tractors 155		DP 110		
Tractors 158		DP 110		
Tractors 164V			DE 70 AGM	DA 77H
Tractors 164V				DA 70L
Tractors 165		DP 110		
Tractors 1740, 1747				DA 70L
Tractors 1745	11.88-			DA 95
Tractors 174V	01.70-10.88	DP 110		
Tractors 174V	11.88-		DE 70 AGM	DA 77H
Tractors 1805		DP 110		
Tractors 1845		DP 110		
Tractors 1845				DA 95
Tractors 194A		DP 110		
Tractors 194F	01.70-10.88	DP 110		
Tractors 194F	11.88-			DA 95
Tractors 2210		DP 110		
Tractors 2225		DP 110		
Tractors 2235		DP 110		
Tractors 233				DA 70L
Tractors 234S				DA 70L
Tractors 235		DP 110		
Tractors 235S				DS 88
Tractors 240				DA 70L
Tractors 2405			DE 70 AGM	DA 77H
Tractors 2410			DE 70 AGM	DA 77H
Tractors 2415			DE 70 AGM	DA 77H
Tractors 2430				DA 95
Tractors 2435				DA 95

Brand/ Model designation	Year of manu- facture	DURACELL Professional	DURACELL Extreme	DURACELL Advanced
Tractors 2440				DA 95
Tractors 245		DP 110		
Tractors 25/30		DP 110		
Tractors 253	01.70-10.88			DA 70L
Tractors 253	11.88-		DE 92 AGM	DA 100
Tractors 254				DA 70L
Tractors 254S			DE 92 AGM	DA 100
Tractors 255		DP 110		
Tractors 260		DP 110		
Tractors 2625		DP 110		
Tractors 263		DP 110		
Tractors 263T			DE 92 AGM	DA 100
Tractors 263T				DA 70L
Tractors 2640		DP 110		
Tractors 2645		DP 110		
Tractors 265		DP 110		
Tractors 2680		DP 110		
Tractors 2685		DP 110		
Tractors 2720		DP 110		
Tractors 2725/2705, 2745		DP 110		
Tractors 273	01.70-10.88	DP 110		
Tractors 273	11.88-			DA 95
Tractors 274		DP 110		
Tractors 274S	11.88-			DA 95
Tractors 274SK	01.70-10.88	DP 110		
Tractors 274SK	11.88-			DA 95
Tractors 283	01.70-10.88	DP 110		
Tractors 283	11.88-			DA 95
Tractors 284				DA 95
Tractors 284S	01.70-10.88	DP 110 SHD		
Tractors 284S	11.88-			DA 95
Tractors 290		DP 110		
Tractors 293	01.70-10.88	DP 110		
Tractors 293	11.88-			DA 95
Tractors 294A		DP 110		
Tractors 294S	01.70-10.88	DP 110 SHD		
Tractors 294S	11.88-			DA 95
Tractors 3050				DS 72L
Tractors 3060				DS 72L
Tractors 3065				DS 72L
Tractors 3070				DS 72L
Tractors 3075				DS 72L
Tractors 3080				DS 72L
Tractors 3085				DS 72L
Tractors 3090				DS 72L
Tractors 3095				DS 72L
Tractors 3115				DS 72L
Tractors 3120				DS 72L
Tractors 3125				DS 72L
Tractors 3315			DE 92 AGM	DA 100
Tractors 3325			DE 92 AGM	DA 100
Tractors 333	01.70-10.88			DA 70L
Tractors 333	11.88-		DE 92 AGM	DA 100
Tractors 3330			DE 92 AGM	DA 100
Tractors 3340			DE 92 AGM	DA 100
Tractors 3345			DE 92 AGM	DA 100
Tractors 3350			DE 92 AGM	DA 100
Tractors 3355			DE 92 AGM	DA 100
Tractors 340				DS 72L
Tractors 342				DS 72L
Tractors 3425			DE 92 AGM	DA 100
Tractors 3435			DE 92 AGM	DA 100
Tractors 3445			DE 92 AGM	DA 100
Tractors 3455			DE 92 AGM	DA 100
Tractors 35		DP 110		
Tractors 352				DS 72L
Tractors 353	01.70-10.88			DA 70L
Tractors 353	11.88-		DE 92 AGM	DA 100
Tractors 354F			DE 92 AGM	DA 100
Tractors 354S			DE 92 AGM	DA 100
Tractors 354V				DA 77H
Tractors 3615			DE 80 AGM	DA 80



# AGRICULTURAL/CONSTRUCTION MACHINERY

Brand/ Model designation	Year of manu- facture	DURACELL Professional	DURACELL Extreme	DURACELL Advanced
Tractors 362				DS 72L
Tractors 3625			DE 80 AGM	DA 80
Tractors 3625 V / S / F / GE			DE 80 AGM	DA 80
Tractors 363	01.70-10.88			DA 70L
Tractors 363	11.88-		DE 80 AGM	DA 80
Tractors 3630				DS 72L
Tractors 3630 A			DE 80 AGM	DA 80
Tractors 3630 V / S / F / GE			DE 80 AGM	DA 80
Tractors 3635				DS 72L
Tractors 3635 V / S / F / GE			DE 80 AGM	DA 80
Tractors 3640 A / F			DE 80 AGM	DA 80
Tractors 3640 V / S / F / GE			DE 80 AGM	DA 80
Tractors 3645			DE 80 AGM	DA 80
Tractors 3645				DS 72L
Tractors 3645 V / S / F / GE			DE 80 AGM	DA 80
Tractors 364F			DE 80 AGM	DA 80
Tractors 364V				DA 77H
Tractors 3650				DS 72L
Tractors 3650 A / F			DE 80 AGM	DA 80
Tractors 3650 S / F / GE			DE 80 AGM	DA 80
Tractors 3655				DS 72L
Tractors 3655 V / S / F / GE			DE 80 AGM	DA 80
Tractors 3660 F			DE 80 AGM	DA 80
Tractors 3660 S / F / GE			DE 80 AGM	DA 80
Tractors 3670		DP 110		
Tractors 3680		DP 110		
Tractors 3690		DP 110		
Tractors 372		DP 110		
Tractors 373	11.88-			DA 95
Tractors 374F				DA 95
Tractors 374F/H/S			DE 92 AGM	DA 100
Tractors 374S				DA 95
Tractors 374V			DE 70 AGM	DA 77H
Tractors 375				DS 72L
Tractors 377	01.70-10.88	DP 110		
Tractors 377	11.88-			DA 95
Tractors 382				DS 72L
Tractors 383	01.70-10.88	DP 110		
Tractors 383	11.88-			DA 95
Tractors 384			DE 92 AGM	DA 100
Tractors 384F				DA 95
Tractors 384S				DA 95
Tractors 387	01.70-10.88	DP 110		
Tractors 387	11.88-			DA 95
Tractors 390				DS 72L
Tractors 390T				DS 72L
Tractors 393	01.70-10.88	DP 110		
Tractors 393	11.88-			DA 95
Tractors 394			DE 92 AGM	DA 100
Tractors 394F				DA 95
Tractors 394S				DA 95
Tractors 397	01.70-10.88	DP 110		
Tractors 397	11.88-			DA 95
Tractors 397T				DA 95
Tractors 399				DS 72L
Tractors 410			DE 92 AGM	DA 100
Tractors 420			DE 92 AGM	DA 100
Tractors 4215		DP 110		
Tractors 4220		DP 110		
Tractors 4225		DP 110		
Tractors 4225				DS 72L
Tractors 4235		DP 110		
Tractors 4235				DS 72L
Tractors 4240		DP 110		
Tractors 4240				DS 72L
Tractors 4245		DP 110		
Tractors 4245				DS 72L
Tractors 4255		DP 110		
Tractors 4255				DS 72L
Tractors 4260				DS 72L
Tractors 4265		DP 110		
Tractors 4265				DS 72L

Brand/ Model designation	Year of manu- facture	DURACELL Professional	DURACELL Extreme	DURACELL Advanced
Tractors 4270				DS 72L
Tractors 4325				DS 72L
Tractors 4335				DS 72L
Tractors 4345				DS 72L
Tractors 4355				DS 72L
Tractors 4360				DS 72L
Tractors 4365				DS 72L
Tractors 4370				DS 72L
Tractors 4435		DP 110L		
Tractors 4445		DP 110L		
Tractors 4455		DP 110L		
Tractors 4708			DE 92 AGM	DA 100
Tractors 4709			DE 70 AGM	DA 77H
Tractors 5425			DE 92 AGM	DA 100
Tractors 5435			DE 92 AGM	DA 100
Tractors 5445			DE 92 AGM	DA 100
Tractors 5455			DE 92 AGM	DA 100
Tractors 5460			DE 92 AGM	DA 100
Tractors 5465				DS 72L
Tractors 5470				DS 72L
Tractors 5475			DE 92 AGM	DA 100
Tractors 5480			DE 92 AGM	DA 100
Tractors 560		DP 110		
Tractors 5608			DE 92 AGM	DA 100
Tractors 5609			DE 92 AGM	DA 100
Tractors 5610			DE 92 AGM	DA 100
Tractors 5611			DE 92 AGM	DA 100
Tractors 5612			DE 92 AGM	DA 100
Tractors 5613			DE 92 AGM	DA 100
Tractors 5710 SL			DE 92 AGM	DA 100
Tractors 5711 SL			DE 92 AGM	DA 100
Tractors 5712 SL			DE 92 AGM	DA 100
Tractors 5713 SL			DE 92 AGM	DA 100
Tractors 595		DP 170 SHD		
Tractors 6100			DE 70 AGM	DA 77H
Tractors 6120				DS 72L
Tractors 6130				DS 72L
Tractors 6140				DS 72L
Tractors 6150				DS 72L
Tractors 6160				DS 72L
Tractors 6170				DS 72L
Tractors 6180				DS 72L
Tractors 6190				DS 72L
Tractors 6200			DE 70 AGM	DA 77H
Tractors 6235				DS 72L
Tractors 6245				DS 72L
Tractors 6255				DS 72L
Tractors 6260				DS 72L
Tractors 6265				DS 72L
Tractors 6270				DS 72L
Tractors 6280				DS 72L
Tractors 6290				DS 72L
Tractors 6400			DE 70 AGM	DA 77H
Tractors 6445				DS 72L
Tractors 6455				DS 72L
Tractors 6460				DS 72L
Tractors 6465				DS 72L
Tractors 6470				DS 72L
Tractors 6475				DS 72L
Tractors 6480				DS 72L
Tractors 6485				DS 72L
Tractors 6490				DS 72L
Tractors 6495				DS 72L
Tractors 6497				DS 72L
Tractors 6499				DS 72L
Tractors 65		DP 110		
Tractors 6612			DE 70 AGM	DA 77H
Tractors 6613			DE 70 AGM	DA 77H
Tractors 6614			DE 70 AGM	DA 77H
Tractors 6615			DE 70 AGM	DA 77H
Tractors 6616			DE 70 AGM	DA 77H
Tractors 7465				DS 72L

Brand/ Model designation	Year of manu- facture	DURACELL Professional	DURACELL Extreme	DURACELL Advanced
Tractors 7475				DS 72L
Tractors 7480				DS 72L
Tractors 7485				DS 72L
Tractors 7490				DS 72L
Tractors 7495				DS 72L
Tractors 7614			DE 70 AGM	DA 77H
Tractors 7615			DE 70 AGM	DA 77H
Tractors 7616			DE 70 AGM	DA 77H
Tractors 7618			DE 70 AGM	DA 77H
Tractors 7619			DE 70 AGM	DA 77H
Tractors 7620			DE 70 AGM	DA 77H
Tractors 7622			DE 70 AGM	DA 77H
Tractors 7624			DE 70 AGM	DA 77H
Tractors 7626			DE 70 AGM	DA 77H
Tractors 7714			DE 70 AGM	DA 77H
Tractors 7715			DE 70 AGM	DA 77H
Tractors 7716			DE 70 AGM	DA 77H
Tractors 7718			DE 70 AGM	DA 77H
Tractors 7719			DE 70 AGM	DA 77H
Tractors 7720			DE 70 AGM	DA 77H
Tractors 7722			DE 70 AGM	DA 77H
Tractors 7724			DE 70 AGM	DA 77H
Tractors 7726			DE 70 AGM	DA 77H
Tractors 8110				DS 72L
Tractors 8120				DS 72L
Tractors 8130				DS 72L
Tractors 8140		DP 110		
Tractors 8150		DP 110		
Tractors 8160		DP 110		
Tractors 8170		DP 110		
Tractors 8210				DS 72L
Tractors 8220				DS 72L
Tractors 8240		DP 110		
Tractors 8250		DP 110		
Tractors 8260		DP 110		
Tractors 8270		DP 110		
Tractors 8280		DP 110		
Tractors 8450				DS 88
Tractors 8460				DS 88
Tractors 8470				DS 88
Tractors 8480				DS 88
Tractors 8650			DE 92 AGM	DA 100
Tractors 8660			DE 92 AGM	DA 100
Tractors 8670			DE 92 AGM	DA 100
Tractors 8680			DE 92 AGM	DA 100
Tractors 8690			DE 92 AGM	DA 100
Tractors 8727			DE 92 AGM	DA 100
Tractors 8730			DE 92 AGM	DA 100
Tractors 8732			DE 92 AGM	DA 100
Tractors 8735			DE 92 AGM	DA 100
Tractors 8737			DE 92 AGM	DA 100
Tractors 8770			DE 92 AGM	DA 100
Tractors 8780			DE 92 AGM	DA 100
Tractors 8790			DE 92 AGM	DA 100
Tractors 9240				DS 72L
Z11 SRT1-2 76xx Tier 4i			DE 70 AGM	DA 77H
Z12 ERT 56xx Tier 3 HD, Tier 4i MD			DE 92 AGM	DA 100
Z13 VRT 66xx Tier 4i HD			DE 70 AGM	DA 77H
Z15B LRT 87xx Tier 4F			DE 92 AGM	DA 100
Z16 SRT2-3 77xx Tier 4F			DE 70 AGM	DA 77H
Z18 77xx Tier 4F			DE 70 AGM	DA 77H
Z19 ERT 57xx Tier 4F MD			DE 92 AGM	DA 100
Z8C LRT 86xx Tier 4i			DE 92 AGM	DA 100
Z9 SRT2-2 76xx Tier 4i			DE 70 AGM	DA 77H
<b>Matral</b>				
all models				DA 70L
<b>Matrot</b>				
all models		DP 180 SHD DP 180		
<b>McCormick</b>				
all models		DP 110L		

Brand/ Model designation	Year of manu- facture	DURACELL Professional	DURACELL Extreme	DURACELL Advanced
<b>Mecalac</b>				
10MCR		DP 180 SHD DP 180		DA 95
10MSX		DP 180 SHD DP 180		
12MSX		DP 180 SHD DP 180		
12MTX		DP 180 SHD DP 180		
6MCR		DP 180 SHD DP 180		DA 95
714MCe		DP 110 SHD		
714MWWe		DP 110 SHD		
8MCR				DA 95
AF1050			DE 92 AGM	DA 100
AF1200			DE 92 AGM	DA 100
AS1600			DE 92 AGM	DA 100
AS210e			DE 92 AGM	DA 100
AS50				DA 70
AS700			DE 92 AGM	DA 100
AS900 (3A)			DE 92 AGM	DA 100
AS900 (3B)				DA 95
AS900 Tele				DA 95
AT1050			DE 92 AGM	DA 100
AT900			DE 92 AGM	DA 100
AX1000				DA 70
AX700				DA 70
AX850				DA 70
<b>Meili</b>				
MD Series		DP 110		
VM 1300		DP 110		
VM 3500 autom.		DP 110		
VM 600		DP 110		
<b>Mengele</b>				
SF 300, 400		DP 180 SHD DP 180		
SF 6000, 6300 6500, 6600, 6800, 7000, 7300, 7800		DP 135 SHD		
SF2000, 3000, 4000, 5000, 5200, 5500, 5600, 5800		DP 145 SHD DP 140		
<b>Mercedes Benz</b>				
1000/441, 1100/442, 1300/443, 1500/443		DP 145 SHD DP 140		
700/440, 800/440, 900/440		DP 145 SHD DP 140		
MB Track 1100, MB Track 1600, MB Track 6.60, MB Track 8		DP 180 SHD DP 180		
MB Track 700, 800, 900, 1000, 1300, 1400, 1500, 1600		DP 145 SHD DP 140		
Tractors 65/70, 67/70, 680, 700, 800, 900, 1000, 1300, 1500, 1600		DP 145 SHD DP 140		
U 1700/437 - U 2150/437		DP 145 SHD DP 140		
UNIMOG U 100/110, U 1000 - U 2450	01.66-	DP 145 SHD DP 140		
UNIMOG U 300/400	01.66-	DP 145 SHD DP 140		
UNIMOG U 500	01.66-	DP 145 SHD DP 140		
UNIMOG U 66/72/90, U 800/900		DP 145 SHD DP 140		
<b>Mercury</b>				
13M, 13M2, 30M2, 32P, 40M, 40M2, 43P, 45P, 46P, 55P, 65P, 70P		DP 110		
200, 300		DP 110		
AT40, AT46, AT65P, AT70		DP 110		
MD250/400 (Perkins V8 Eng.)		DP 110		

\* Bei Batterieeinbau unter dem Fahrersitz ist oftmals unbedingt die Batterietype DA 77T/DA 70 (Box LB3 mit Gesamthöhe 175mm) einzusetzen./  
When installing the battery under the driver's seat, the battery type DA 77T/DA 72 (box LB3 with total height 175mm) must often be used.

# AGRICULTURAL/CONSTRUCTION MACHINERY

Brand/ Model designation	Year of manu- facture	DURACELL Professional	DURACELL Extreme	DURACELL Advanced
<b>Merlo</b>				
all models			DE 92 AGM	DA 100
Cement mixer DBM 1200			DE 80 AGM	DA 80
DM 1000				DA 70L
<b>MHT</b>				
Harvester 132 HVT plus			DE 70 AGM	DA 77H
Harvester 18002 HVT			DE 92 AGM	DA 100
Harvester 242 HV, HVT			DE 92 AGM	DA 100
Harvester 9002 HV			DE 70 AGM	DA 77H
<b>Michigan</b>				
55		DP 180 SHD DP 180 DP 110		
125C, 175C		DP 110		
275B, C		DP 110		
35 A Perkins (B)		DP 180 SHD DP 180 DP 110		
45C, 55C		DP 110		
475C, L320		DP 110		
55, 65, 75 Leyland		DP 110		
75B		DP 145 SHD DP 140 DP 110		
75C		DP 110		
95 A 2		DP 180 SHD DP 180		
L190, L270, L320, L480		DP 110L		
<b>Mikasa</b>				
Road roller NOR 20 N				DA 95
<b>Moll</b>				
Combine harvester				DA 95
<b>Motostandard</b>				
1050 D - 3000				DA 50H
<b>Moxy</b>				
5200, 6200S		DP 170 SHD		
MT26 - MT 31		DP 145 SHD DP 140		
MT36 - MT41		DP 225 SHD DP 225		
<b>MTZ</b>				
Tractor			DE 80 AGM	DA 80
<b>Napolione</b>				
2800			DE 70 AGM	DA 77H
3000 - 5000				DA 70L
6000 - 10000			DE 70 AGM	DA 77H
<b>Nardi</b>				
all models				DA 70L
<b>Neuson</b>				
Bagger 803				DA 50T
Bagger 9503, 14504		DP 145 SHD DP 140		
Bagger, Dumper 1001-1601				DA 50T
Bagger, Dumper 1404-2403				DA 50T
Bagger, Dumper 28z3				DA 50T
Bagger, Dumper, SSL 2001*			DE 70 AGM	DA 77T
Bagger, Dumper, SSL 2503*			DE 70 AGM	DA 77T
Bagger, Dumper, SSL 3001-5001			DE 92 AGM	DA 100
Bagger, Dumper, SSL 3503-8003			DE 92 AGM	DA 100
Bagger, Dumper, SSL 38z3*			DE 70 AGM	DA 77T
Bagger, Dumper, SSL 501*			DE 70 AGM	DA 77T
Bagger, Dumper, SSL 701			DE 92 AGM	DA 100
Dumper 6001, 9001, 10001			DE 92 AGM	DA 100
SSL 901, 1101			DE 92 AGM	DA 100
<b>Neuson-Kramer</b>				
Radlader 180, 280				DA 50T
Radlader 380, 480, 750, 850*			DE 70 AGM	DA 77T
Radlader 580, 680, 950, 1150*			DE 70 AGM	DA 77T
Radlader 880*			DE 70 AGM	DA 77T
Teleradlader 580 T*			DE 70 AGM	DA 77T
Teleradlader 750 T*			DE 70 AGM	DA 77T
Teleskopen 3306*			DE 70 AGM	DA 77T
Teleskopen 4009*			DE 70 AGM	DA 77T

Brand/ Model designation	Year of manu- facture	DURACELL Professional	DURACELL Extreme	DURACELL Advanced
Teleskopen 4107*			DE 70 AGM	DA 77T
<b>Neuson-MHT</b>				
Harvester 132 HVT plus*			DE 70 AGM	DA 77T
Harvester 18002 HVT			DE 92 AGM	DA 100
Harvester 242 HV, HVT			DE 92 AGM	DA 100
Harvester 9002 HV*			DE 70 AGM	DA 77T
<b>New Holland</b>				
TM-Series TM 120, 130, 140, 155, 175, 190		DP 180 SHD DP 180		
Tractors 70		DP 110		
Tractors 8055		DP 145 SHD DP 140		
Tractors TS 90-135 (4 cyl.)		DP 110		
Tractors TS 90-135 (6 cyl.)		DP 110		
<b>Nissan</b>				
DF05A5OU, DF05A6OU, DF5A7OU		DP 110L		
FF05A7OU		DP 110L		
QF01		DP 110L		
QFF02 FORK LIFT (Diesel)		DP 110L		
Trucks FD106, 107		DP 145 SHD DP 140		
<b>Nuffield-BMC</b>				
245, 253		DP 110L		
3/45, 3/65, mini		DP 110		
4/25, 4/65		DP 110L		
<b>Omme</b>				
all models		DP 145 SHD DP 140		
<b>Orenstein &amp; Koppel</b>				
DE 100		DP 170 SHD		
DE 26		DP 180 SHD DP 180		
DFG 26, DFG 30, DFG 40, DFG 50, DFG 60, DFG 80		DP 145 SHD DP 140		
G12		DP 145 SHD DP 140		
MH 122		DP 135 SHD		
MH 6		DP 110 SHD DP 135 SHD		
MH 9, MH 12, MH 14, MH 18, MH 25		DP 145 SHD DP 140		
RH 122		DP 135 SHD		
RH 6, RH 9, RH 12, RH 14, RH 18, RH 25		DP 145 SHD DP 140		
RH 60, RH 70, RH 75		DP 180 SHD DP 180		
<b>Paget (Valmet)</b>				
305, 405, 502, 504, 505, 602, 604, 605, 702, 705		DP 180 SHD DP 180		
6300, 6400, 6600, 8000, 8100 E, 8400		DP 180 SHD DP 180		
802, 803, 805, 903, 905		DP 180 SHD DP 180		
<b>Pasquali</b>				
947				DA 70
992				DA 50H
409, 440				DA 50H
439, 492, 493, 944			DE 60 EFB	DA 63H
9445, 955, 985				DA 50H
951, 976, 987				DA 70L
957, 958 - 978				DA 70L
965 - 979			DE 70 AGM	DA 77H
985 - 995			DE 60 EFB	DA 63H
996, 997			DE 70 AGM	DA 77H
<b>Payloader</b>				
510, 515		DP 110L		
H25B, 500		DP 110L		
H65C		DP 145 SHD DP 140		
<b>Pegaso-Enasa</b>				
545, 645			DE 80 AGM	DA 80

Brand/ Model designation	Year of manu- facture	DURACELL Professional	DURACELL Extreme	DURACELL Advanced
<b>PEL-JOB</b>				
EB706		DP 110		
TP13D		DP 110		
TP15D		DP 180 SHD DP 180		
<b>Poclain</b>				
75C, 75P, 90C, 90P, 115C, 115P, 160C		DP 180 SHD DP 180		
Excavators 60, 90, 115, 160		DP 180 SHD DP 180		
Excavators P60		DP 145 SHD DP 140		
GC, GY, LC, LY		DP 135 SHD		
GCK		DP 145 SHD DP 140		
MC		DP 180 SHD DP 180		
MY		DP 145 SHD DP 140		
P 10, P 20		DP 145 SHD DP 140		
SC		DP 180 SHD DP 180		
<b>Ponsse</b>				
all models		DP 180 SHD DP 180		
<b>Porsche</b>				
all models 218-419, AP, AR, P 111			DE 80 AGM	DA 80
<b>Power General</b>				
Compressor 500 D				DA 70
<b>Propermat</b>				
PSE			DE 60 EFB	DA 63H
<b>Rammax</b>				
Compactor small			DE 60 EFB	DA 63H
Road roller 2200, 2400; Compactor large			DE 70 AGM	DA 77H
<b>Ransomes</b>				
all models				DA 50H
<b>Rapid</b>				
300, Alltrac 1800 - 2500, Alltrac AC 2000			DE 80 AGM	DA 80
Cargo-Trac			DE 92 AGM	DA 100
Rapid Special (Slanzi mot.)			DE 60 EFB	DA 63H
Tractor MT 200				DA 70L
Tractor MT 3000			DE 80 AGM	DA 80
<b>Reform Multi</b>				
33, 50, 1450			DE 92 AGM	DA 100
<b>Reformwerke</b>				
Bison, Bison Super		DP 225 SHD DP 225		
Metrac all models			DE 92 AGM	DA 100
Muli 145 - 401, 50 - 600			DE 92 AGM	DA 100
Muli 45			DE 92 AGM	DA 100
<b>Reliance</b>				
2500, 3000			DE 70 AGM	DA 77H
<b>Renault</b>				
100-Series 106.54 - 180.94		DP 180 SHD DP 180		
60-Series 68.12, 68.14		DP 110L		
90-Series 95-12, 103-12, 103-14		DP 110		
Tractors 551-4, 651-4, 681-4, 751-5, 751-45		DP 110		
Tractors 68RS, 75RS, 95TX, 103TX		DP 110L		
ARES		DP 180 SHD DP 180		
CERES 320, 330, 340X, 345X,		DP 110		
CERGOS 340, 350, 355		DP 110		

Brand/ Model designation	Year of manu- facture	DURACELL Professional	DURACELL Extreme	DURACELL Advanced
<b>Riviere Casalis</b>				
H 500		DP 145 SHD DP 140		
RC 5500		DP 180 SHD DP 180		
TVL 353, 453, 463			DE 80 AGM	DA 80
<b>Rolba</b>				
R 200 E			DE 92 AGM	DA 100
<b>Rotair</b>				
Compressor MDVN 32				DA 70L
<b>Rottne</b>				
Forest machines Rapid		DP 145 SHD DP 140		
<b>Ruston Bycyrus</b>				
30RBH		DP 180 SHD DP 180		
<b>S.I.F.T.</b>				
15, 26			DE 80 AGM	DA 80
<b>Saint Chamond</b>				
all models			DE 80 AGM	DA 80
<b>Same</b>				
1056P, 1056PT		DP 145 SHD DP 140		
Ariete		DP 110L		
Aurora-Series Aurora 45		DP 110		
Buffalo-Series Buffalo		DP 180 SHD DP 180		
Centoro 70		DP 180 SHD DP 180		
Centurion 75		DP 180 SHD DP 180		
Condor-Series Condor 55		DP 110		
Delfino 32		DP 110		
Dinosauro		DP 180 SHD DP 180		
Drago		DP 180 SHD DP 180		
Hercules-Serie Hercules		DP 180 SHD DP 180		
Jaguar 95		DP 180 SHD DP 180		
KRIPTON 80, 90, 100		DP 110L		
Laser-Serie Laser 110, 130, 150		DP 180 SHD DP 180		
Leopard C		DP 145 SHD DP 140		
Leopard-Serie Leopard 85 DT, 85 U, 90		DP 180 SHD DP 180		
Mercury		DP 145 SHD DP 140		
Minitauro		DP 145 SHD DP 140		
Minitaurus		DP 145 SHD		
Panther		DP 145 SHD DP 140		
Sirenetta		DP 110		
Taurus		DP 145 SHD DP 140		
Tiger 100, 105		DP 180 SHD DP 180		
Tractors Aricte		DP 110		
Tractors Drago 100		DP 170 SHD		
Tractors Silver 80, 90, 100		DP 180 SHD DP 180		
Trident		DP 180 SHD DP 180		
<b>Samsung</b>				
SE235 LC3, 240 LC3, 280 LC3, 290 LC3, 350, 450		DP 225 SHD DP 225		
SE350, SE450		DP 225 SHD DP 225		

# AGRICULTURAL/CONSTRUCTION MACHINERY

Brand/ Model designation	Year of manu- facture	DURACELL Professional	DURACELL Extreme	DURACELL Advanced
<b>Schaeff</b>				
HR26B, HS26AS, HM-L30A/B/C		DP 145 SHD DP 140		
SKB 800, SKB 840		DP 145 SHD DP 140		
SKL 300-701		DP 145 SHD DP 140		
SKL850, SKB800, SKB840, HR30		DP 145 SHD DP 140		
<b>Schäff</b>				
all other models		DP 145 SHD DP 140		
NR 26 A			DE 80 AGM	DA 80
<b>Schanzlin</b>				
Gigant-series all other models			DE 80 AGM	DA 80
Gigant-series Gigant 300 (35 HP)			DE 70 AGM	DA 77H
Golftrac			DE 70 AGM	DA 77H
<b>Schilter</b>				
ST 9500 A		DP 145 SHD DP 140		
<b>Schmidt</b>				
HF 2		DP 145 SHD DP 140		
SK 310			DE 70 AGM	DA 77H
SKS 150, SKS 250			DE 92 AGM	DA 100
VF 311		DP 145 SHD DP 140		
<b>Shibaura</b>				
GT 14, GT 16				DA 45
Tractor Minitractor				DA 70L
Tractor S 500-0, 2500-0, 1640, SE 160				DA 70L
V 475 F, V 490 F				DA 45
<b>Shilter</b>				
Tractor 1000, 1500				DA 70
<b>Sicom</b>				
600			DE 92 AGM	DA 100
1000			DE 70 AGM	DA 77H
<b>Someca (Fiat)</b>				
M 120		DP 180 SHD DP 180		
M 90, M 100, M 150			DE 80 AGM	DA 80
<b>Space Saver</b>				
all models				DA 95
<b>Sperry New Holland</b>				
8055		DP 145 SHD DP 140		
1540 - 1895			DE 70 AGM	DA 77H
8030, 8040			DE 80 AGM	DA 80
8070, 8080			DE 70 AGM	DA 77H
818 - 907			DE 60 EFB	DA 63H
Sampo 500, TF 32, TF 34			DE 70 AGM	DA 77H
TF 42, TF 44			DE 80 AGM	DA 80
TX 32, 34			DE 70 AGM	DA 77H
TX 36 - TX 56			DE 80 AGM	DA 80
<b>Stavostroj</b>				
KNB250, KTO300, SFS100		DP 180 SHD DP 180		
TLN030, RN030		DP 145 SHD DP 140		
VP200 Standard		DP 180 SHD DP 180		
VP200 Torpedo		DP 145 SHD DP 140		
VSH100		DP 180 SHD DP 180		
VSH150, 61W, 102W		DP 145 SHD DP 140		
W500D, W500PD		DP 180 SHD DP 180		

Brand/ Model designation	Year of manu- facture	DURACELL Professional	DURACELL Extreme	DURACELL Advanced
W71, 110, 112, 113, 170		DP 145 SHD DP 140		
W900D		DP 145 SHD DP 140		
ZV1500		DP 145 SHD DP 140		
<b>Steinbock</b>				
DPG/NA				DA 95
<b>Steyr</b>				
70		DP 180 SHD DP 180		
90			DE 92 AGM	DA 100
185				DA 70
870		DP 145 SHD DP 140		
1108			DE 92 AGM	DA 100
9125		DP 180 SHD DP 180		
1030 - 1400		DP 180 SHD DP 180		
15, 18				DA 95
545, -Super, 548		DP 145 SHD DP 140		
650, 658, 760, 768				DA 70
8045, -A, 8055, 8065			DE 80 AGM	DA 80
8060 - 8090		DP 145 SHD DP 140		
8110 - 8130 Turbo		DP 180 SHD DP 180		
8140 - 8180		DP 180 SHD DP 180		
83 TK		DP 145 SHD DP 140		
8300, 8320		DP 145 SHD DP 140		
9078 - 9094			DE 80 AGM	DA 80
9155, 9170, 9190		DP 180 SHD DP 180		
980, -Super, 988		DP 180 SHD DP 180		
D 180			DE 80 AGM	DA 80
D 188			DE 92 AGM	DA 100
D 430, 540, 580			DE 92 AGM	DA 100
D 80, 84			DE 60 EFB	DA 63H
M 9086 - M 9094 Base			DE 92 AGM	DA 100
M 958 - M 975			DE 92 AGM	DA 100
Tractor 180				DA 95
Tractors 188, 190			DE 60 EFB	DA 63H
Tractors 30, 40, 90				DA 95
Tractors 8055, 8065			DE 92 AGM	DA 100
Tractors CVT 120, 130, 150, 170		DP 170 SHD		
<b>Stiga</b>				
Lawnmower TR 90				DA 60
<b>Stiger</b>				
1840, 2540				DA 95L
<b>Still</b>				
Truck 7001 - 7037				DA 50H
Truck R 40, 43			DE 92 AGM	DA 100
<b>Sullair</b>				
Compressor 21D, 28 D, 34 D, F 40 D			DE 70 AGM	DA 77H
Compressor F 35 D, 50 D, 74 D, 94 D			DE 92 AGM	DA 100
Compressor F 54 D			DE 70 AGM	DA 77H
<b>Tadano</b>				
TB 12				DA 70
TB 25 - 45				DA 95L
TB 650S				DA 70
TBO 25, TBO 35				DA 95
TL 20				DA 70L



Brand/ Model designation	Year of manu- facture	DURACELL Professional	DURACELL Extreme	DURACELL Advanced
<b>Takeuchi</b>				
all models TB 020 - TB 045				DA 70L
<b>TCM</b>				
Wheel loader FG 25				DA 70L
<b>Tecnoma</b>				
655		DP 180 SHD DP 180		
<b>Terex-Atlas</b>				
TM350, TM520		DP 145 SHD DP 140		
<b>Terex-Fuchs</b>				
MHL250E		DP 145 SHD DP 140		
MHL320D		DP 110 SHD		
MHL331D		DP 110 SHD		
MHL331E		DP 110 SHD		
MHL335D		DP 110 SHD		
MHL335E		DP 110 SHD		
MHL340D		DP 110 SHD		
MHL340D FQC		DP 110 SHD		
MHL340E		DP 110 SHD		
MHL340E FQC		DP 110 SHD		
MHL350E		DP 110 SHD		
MHL350E		DP 110 SHD		
MHL350E FQC		DP 110 SHD		
MHL380D		DP 145 SHD DP 140		
<b>Terex-Schaeff</b>				
Mobilbagger TW110 (67 kW)		DP 145 SHD DP 140		
Raupenbagger TC125 (69 kW)		DP 145 SHD DP 140		
<b>Thwaites</b>				
TUSKER (Electric Start)		DP 110L		
<b>Timberjack</b>				
810		DP 110L		
1410		DP 110		
1210, 1210 B		DP 110		
1270 B, C		DP 145 SHD DP 140		
1470, 1710, 1840, 1870, 1880		DP 145 SHD DP 140		
260, 280 master, 280 E		DP 145 SHD DP 140		
360, 209		DP 110L		
678 F/P		DP 110		
705/260, 705/270, 705/280, 706/260, 707/280		DP 145 SHD DP 140		
810 B		DP 110		
870, 870 B		DP 110		
990, 1270		DP 110		
Mini brunett 578F, 678F		DP 110		
215, 230, 404		DP 110		
<b>Toro</b>				
Wheel loader 500 D		DP 180 SHD DP 180		
<b>Towmotor</b>				
540 D, 600 D, 680 D, 5023-5101		DP 170 SHD		
all other models				DA 70
<b>Toyota</b>				
5FD 10-18				DA 60L
6 FBF 15-30			DE 60 EFB	DA 63H
FD 15 - 35, SFG 15				DA 60L
FT 2 FD 50, 60				DA 60
Motortype 2F, H				DA 95L
Motortype 2J, 5P				DA 70L
Motortype 3P, 4P, 5R				DA 45L
TD 20, 25, 3TD35, 45				DA 95L
<b>Troyan</b>				
204				DA 70L

Brand/ Model designation	Year of manu- facture	DURACELL Professional	DURACELL Extreme	DURACELL Advanced
<b>Umo-Belarus</b>				
all models			DE 80 AGM	DA 80
<b>Unimog</b>				
T600/421			DE 92 AGM	DA 100
<b>Union</b>				
U 20		DP 180 SHD DP 180		
<b>Universal</b>				
1640		DP 180 SHD DP 180		
(SM) 1600 DTC		DP 180 SHD DP 180		
400, 453, 533		DP 180 SHD DP 180		
445 DTC, 445 V, 445 L, 445 ST		DP 180 SHD DP 180		
530 DTC, L, ST, V, 600 V1		DP 180 SHD DP 180		
533, 703, 703 DT		DP 180 SHD DP 180		
600 HC, 643		DP 180 SHD DP 180		
640 DT, ST, DTC, HC, V		DP 180 SHD DP 180		
850, 1010		DP 180 SHD DP 180		
SM 640, 1010 DT, 1445		DP 180 SHD DP 180		
SV 530, 530 V		DP 145 SHD DP 140		
U 400, V 400		DP 180 SHD DP 180		
<b>Ursus</b>				
1634		DP 180 SHD DP 180		
1134, 1201, 1204, 1222, 1224, 1232, 1234		DP 145 SHD DP 140		
207, 208, 209, 210		DP 145 SHD DP 140		
4512, 4514, 5312, 5314		DP 145 SHD DP 140		
932, 934		DP 145 SHD DP 140		
Tractors 1034, 1434, 1614		DP 110L		
Tractors 4514, 5514, 6514		DP 110		
Tractors 914, 1014		DP 110L		
<b>Utos</b>				
all models		DP 180 SHD DP 180		
<b>Valmet</b>				
805		DP 180 SHD DP 180		
1103, 1203, 2005, 2105		DP 145 SHD DP 140		
4100, 4300, 4400		DP 145 SHD DP 140		
<b>Valor</b>				
all models			DE 80 AGM	DA 80
<b>Valtra</b>				
C-Series		DP 180 SHD DP 180		
HiTech		DP 180 SHD DP 180		
Mezzo - Mega		DP 180 SHD DP 180		
M-Series		DP 180 SHD DP 180		
N2-Series		DP 180 SHD DP 180		
N82 - N92 Series		DP 180 SHD DP 180		
N-Series		DP 180 SHD DP 180		

# AGRICULTURAL/CONSTRUCTION MACHINERY

Brand/ Model designation	Year of manu- facture	DURACELL Professional	DURACELL Extreme	DURACELL Advanced
S-Series	01.09-	DP 110L		
S-Series	01.70-12.08	DP 225 SHD DP 225		
T1-Series		DP 180 SHD DP 180		
T2-Series		DP 180 SHD		
Tc, TcH-Series		DP 180 SHD DP 180		
T-Series		DP 225 SHD DP 225		
XM-Series		DP 180 SHD DP 180		
X-Series		DP 180 SHD DP 180		
<b>Valtra-Valmet</b>				
Loader H240			DE 92 AGM	DA 100
Snowscooter TN, TD-205, 255, 275			DE 92 AGM	DA 100
<b>Vandel</b>				
4325		DP 180 SHD DP 180		
<b>Versatile</b>				
all models			DE 80 AGM	DA 80
<b>Viking</b>				
PEX 722 (Volvo), 900		DP 110		
PEX100		DP 145 SHD DP 140		
PW999		DP 110		
REX 722 (Deutz)		DP 110		
V110, 160H		DP 110		
<b>Volvo</b>				
4300		DP 110		
861 DUMPER		DP 145 SHD DP 140		
A 20, 25 Dumper		DP 145 SHD DP 140		
Bagger EC160		DP 110		
Bagger EC160B, 180B		DP 180 SHD DP 180		
Bagger EC160C, 180C		DP 145 SHD DP 140		
Bagger EC210B, 210C		DP 180 SHD DP 180		
Bagger EC240, 240 B		DP 225 SHD DP 225		
Bagger EC280		DP 145 SHD DP 140		
Bagger EC290, 290B, 330B		DP 225 SHD DP 225		
Bagger EC340		DP 180 SHD DP 180		
Bagger EC35, 45			DE 60 EFB	DA 63H
Bagger EC360, EC360B		DP 225 SHD DP 225		
Bagger EC390, 450		DP 180 SHD DP 180		
Bagger EC460, 460B		DP 225 SHD DP 225		
Bagger EC50			DE 80 AGM	DA 80
Bagger EC650		DP 180 SHD DP 180		
Bagger EC700B		DP 225 SHD DP 225		
Bagger EW140		DP 110		
Bagger EW140B, 140C		DP 145 SHD DP 140		
Bagger EW160		DP 110		
Bagger EW160B, 160C		DP 145 SHD DP 140		
Bagger EW180B, 180C		DP 145 SHD DP 140		
Bagger EW200B		DP 145 SHD DP 140		

Brand/ Model designation	Year of manu- facture	DURACELL Professional	DURACELL Extreme	DURACELL Advanced
BM 616, BM 616B		DP 145 SHD DP 140		
L 120		DP 145 SHD DP 140		
L 4950, L 4951		DP 145 SHD DP 140		
LM 1640, 1641		DP 145 SHD DP 140		
LM 841, 845, 846		DP 110		
Muldenkipper A25D, 28, 30, 30C, 30D, 35, 35C, 35D, 40, 40D		DP 180 SHD DP 180		
Muldenkipper DR 861		DP 135 SHD		
Muldenkipper EL70		DP 110		
Radlader L110E, 120E, 150E, 180E, 220E		DP 145 SHD DP 140		
Radlader L320E		DP 225 SHD DP 225		
VKH116, 118, 310, 312		DP 145 SHD DP 140		
<b>Volvo-BM Valmet</b>				
Tractors 505, 605, 615, 705, 805, 815, 862, 892, 905		DP 170 SHD		
<b>Wacker</b>				
Road roller 86-110, 90A			DE 60 EFB	DA 63H
Road roller LS 15				DA 95
<b>Wacker Neuson SE</b>				
Bagger 803				DA 50T
Bagger 9503, 14504		DP 145 SHD DP 140		
Bagger, Dumper 1001-1601				DA 50T
Bagger, Dumper 1404-2403				DA 50T
Bagger, Dumper 28z3				DA 50T
Bagger, Dumper, SSL 2001*			DE 70 AGM	DA 77H
Bagger, Dumper, SSL 2503*			DE 70 AGM	DA 77H
Bagger, Dumper, SSL 3001-5001			DE 92 AGM	DA 100
Bagger, Dumper, SSL 3503-8003			DE 92 AGM	DA 100
Bagger, Dumper, SSL 38z3*			DE 70 AGM	DA 77H
Bagger, Dumper, SSL 501*			DE 70 AGM	DA 77H
Bagger, Dumper, SSL 701			DE 92 AGM	DA 100
Dumper 6001, 9001, 10001			DE 92 AGM	DA 100
SSL 901, 1101			DE 92 AGM	DA 100
<b>Wallis &amp; Stevens</b>				
Advanced rollers OG, PG				DA 70L
<b>Wayne</b>				
Street-sweeping machine				DA 70L
<b>Westwood</b>				
Lawnmower 250 Truck				DA 95
<b>Wheel Horse</b>				
1257, 1277				DA 45L
D 200, -Automatic				DA 50H
<b>Wille</b>				
445			DE 92 AGM	DA 100
<b>Willer</b>				
Road roller 150				DA 95L
<b>Yale &amp; Towne</b>				
2000 (Cummins)		DP 110L		
204A (Cummins)		DP 110		
2711E (DIESEL)		DP 110		
300 (Leyland)		DP 145 SHD DP 140		
3000 (Cummins & Leyland)		DP 145 SHD DP 140		
D30, 51, 60		DP 110L		
FORK LIFT TRUCKS (D)		DP 110L		
G1F, GP51F, L51F, LP51F/60 (Ford P or LP Eng.)		DP 110		
JUNIOR TRACTOR (D)		DP 110L		
<b>Yanmar</b>				
YM 2760				DA 95

Brand/ Model designation	Year of manu- facture	DURACELL Professional	DURACELL Extreme	DURACELL Advanced
<b>Yanmar</b>				
186				DA 45
150, 160				DA 45
240 - 336				DA 70L
<b>Zetor</b>				
10000-Series 10520, 10540, 10641, 11641		DP 170 SHD		
10000-Series 11245, 12245		DP 145 SHD DP 140		
10000-Series 14011		DP 180 SHD DP 180		
10000-Series 14245		DP 145 SHD DP 140		
10000-Series 16045, 16145		DP 180 SHD DP 180		
10000-Series 16245		DP 145 SHD DP 140		
3000-Series 3320, 3340		DP 180 SHD DP 180		
3000-Series 3321, 3341		DP 145 SHD DP 140		
4000-Series 4321, 4341		DP 145 SHD DP 140		
50 SUPER		DP 180 SHD DP 180		
5000-Series 5011, 5011S, 5045, 5211, 5245		DP 180 SHD DP 180		
5000-Series 5320, 5340		DP 180 SHD DP 180		
5000-Series 5341		DP 145 SHD DP 140		
5000-Series 550		DP 180 SHD DP 180		
6000-Series 6011, 6045, 6245		DP 180 SHD DP 180		
6000-Series 6211, 6320, 6340		DP 180 SHD DP 180		
7000-Series 7011, 7045, 7245, 7745		DP 180 SHD DP 180		
7000-Series 7211, 7711		DP 180 SHD DP 180		
7000-Series 7520, 7540		DP 170 SHD		
8000-Series 8245		DP 145 SHD DP 140		
8000-Series 8520, 8540		DP 180 SHD DP 180		
8000-Series 8621, 8641		DP 170 SHD		
9000-Series 9520, 9540		DP 180 SHD DP 180		
Tractors 7011, 7045, 7211, 7245, 7745		DP 180 SHD DP 180		
Tractors Forterra, -HD, -HSX	01.06-	DP 170 SHD		
Tractors Major		DP 145 SHD		
Tractors Proxima, -Power, -Plus	01.06-	DP 170 SHD		
<b>Zettelmeyer</b>				
Wheel loaders KL25, 30		DP 170 SHD		
Wheel loaders L2000 Europa		DP 170 SHD		
Wheel loaders L800, 1000, 1200		DP 170 SHD		
Wheel loaders WAS, WAW		DP 170 SHD		
Wheel loaders ZW90		DP 170 SHD		
ZL 1000, 1001		DP 180 SHD DP 180		
ZL 1801, 2000, 2002		DP 145 SHD DP 140		
ZL 300		DP 135 SHD		
ZL 3002, 4001, 4002, 5001F		DP 180 SHD DP 180		
ZL 800, 1000		DP 170 SHD		

Brand/ Model designation	Year of manu- facture	DURACELL Professional	DURACELL Extreme	DURACELL Advanced
ZL 801		DP 180 SHD DP 180		
ZW		DP 180 SHD DP 180		

# SNOW GROOMERS

Brand/ Model designation	Year of manu- facture	DURACELL Professional	DURACELL Extreme	DURACELL Advanced
<b>Bombardier-Camoplast</b>				
BR 180			DE 80 AGM	DA 80
Yeti +				DA 95
Yeti M		DP 110		
<b>Intropa-Ratrac</b>				
1500				DA 70
1800				DA 95
Hydro Turbo	01.81-	DP 145 SHD DP 140		
Hydromaster		DP 225 SHD DP 225		
Turbo Cat				DA 95L
Turbo Truck TT 260		DP 180 SHD DP 180		
<b>Kässbohrer</b>				
PistenBully 100			DE 92 AGM	DA 100
PistenBully 120			DE 92 AGM	DA 100
PistenBully 130			DE 92 AGM	DA 100
PistenBully 150			DE 92 AGM	DA 100
PistenBully 170			DE 92 AGM	DA 100
PistenBully 200		DP 135 SHD		
PistenBully 210			DE 92 AGM	DA 100
PistenBully 220			DE 92 AGM	DA 100
PistenBully 240			DE 92 AGM	DA 100
PistenBully 260		DP 135 SHD		
PistenBully 270		DP 145 SHD DP 140		
PistenBully 300		DP 135 SHD		
PistenBully 320		DP 145 SHD DP 140		
PistenBully 400		DP 145 SHD DP 140		
PistenBully 600, W		DP 135 SHD		
PistenBully Canyon			DE 92 AGM	DA 100
<b>Leitner</b>				
LH 250			DE 92 AGM	DA 100
LH 300		DP 110		
LH 350		DP 110		
LH 360*			DE 70 AGM	DA 77H
LH 400		DP 170 SHD		
LH 420		DP 180 SHD DP 180		
LH 500		DP 170 SHD		
LH 600		DP 170 SHD		
<b>Paana</b>				
125			DE 60 EFB	DA 63H
170			DE 60 EFB	DA 63H
Forest			DE 60 EFB	DA 63H
<b>Prinoth-Leitner</b>				
2000				DA 95
A11				DA 95
Beast		DP 170 SHD		
Bison		DP 170 SHD		
Everest Parkdesigner, Power		DP 225 SHD DP 225		
Husky			DE 70 AGM	DA 77H
Leitwolf, -X		DP 170 SHD		
T2				DA 95
T4S		DP 170 SHD		
Titan				DA 95
TR*			DE 70 AGM	DA 77H









# DURACELL®

**Duracell Automotive c/o Banner GmbH**

Banner Straße 1, A-4021 Linz

Telefon +43/(0)732/38 88-0, Fax DW-21599

e-mail: [info@duracell-automotive.com](mailto:info@duracell-automotive.com)

**[www.duracell-automotive.com](http://www.duracell-automotive.com)**

